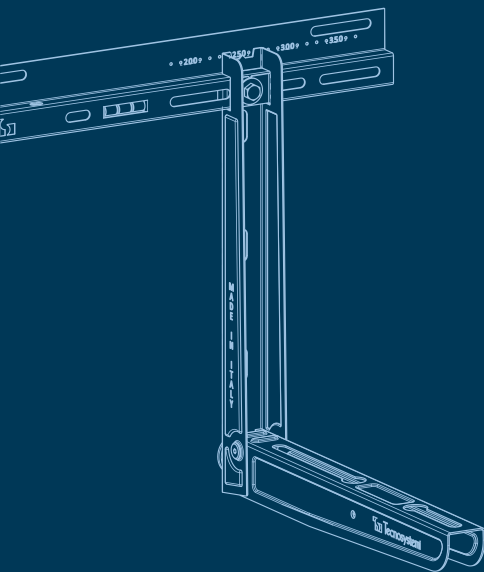

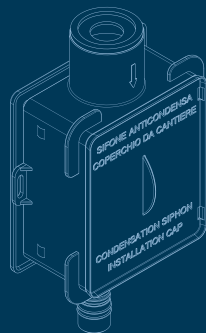





# Smart Clima

Air conditioning and heat pumps accessories



**The most complete professional range of accessories for air conditioning:** trunkings, built-in installation box, wall brackets, floor supports, condensate drain pipes, condensate pumps, copper pipes, protection systems, ecc...

Innovative and functional products, many patented, results of best experience as a leader company in air conditioning market.

# PRODUCT INDEX

10

Trunkings for conditioning  
EXCELLENS



34

Trunkings for conditioning  
OPTIMA



50

Split installation boxes



67

Flexible condensate drain pipes



79

Fittings and sleeves for condensate drain pipes



85

Rigid condensate drain pipes



90

Anti-odour siphons for split units  
Anti-odor siphons for large systems




99

Mini condensate pumps  
Condensate pumps for air conditioners



121

Pumps with tank



136

Wall brackets and brackets for air conditioners



155

Stainless steel wall brackets  
Stainless steel brackets for air conditioners



161

Roof wall brackets for air conditioners



168

Condensate trap  
Condensate trap with heating cable



177

Floor supports for air conditioners



197

Vibration-damping and floor supports



208

Floor support



217

Vibration-damping Floor supports



234

Lifters for helping during the installation of air conditioners / ducts



239

External unit protection systems



254

Flow diverters  
Universal remote controls



259

Single insulated copper pipes



263

Coupled insulated copper pipes



265

Copper pipes in rods and accessories



275

Cleaning and maintenance products





# Smart Clima

Air conditioning and heat pumps accessories

by  **Tecnosystemi**  
*group*



**CONDENSATE PUMP  
SORRISO CLIMA LED-SC 11 L**



**CONDENSATE DRAIN  
PIPE AND ACCESSORIES**



**CONDENSATE DRAIN  
PIPE FOR TRUNKING**



**"EXCELLENS" TRUNKINGS  
AND ACCESSORIES**



**"OPTIMA" TRUNKINGS  
AND ACCESSORIES**



**"EXTREME"  
RUBBER FOOT BASES**




**SECURITY CAGES  
FOR EXTERNAL UNIT**



**"GENIUS"  
FLOOR SUPPORTS**



**PVC OUTDOOR UNIT  
COVER CABINET**



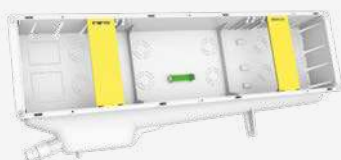
**FLOOR BASES MOD. "PITAGORA", "SUELO MINI",  
"SUELO MAXI", "SPK", "ZEUS"**



**LARGE ADJUSTABLE  
FOOT MOUNT "GENIUS 1500R"**



**PUMP WITH TANK**



**BUILT-IN ARRANGEMENT BOX**



**"EASY FLOW" MINI CONDENSATE PUMPS**



**UNDERMOUNT CONDENSATE DRAIN HOSE**



**"EASY ONE" MINI CONDENSATE PUMPS**



**DRY SIPHON ANTI-ODOUR AND REMOVABLE WITH AESTHETIC LID "REGIO"**



**ADJUSTABLE FLOW DEFLECTOR FOR INDOOR UNIT**



**UNIVERSAL FINISHING FLANGE**



**FINISHING KITS FOR CONNECTIONS**



**CONDENSATE TRAP**



**WALL-BRACKETS FOR OUTDOOR UNITS**



**BRACKETS FOR OUTDOOR UNITS**



**ROOF BRACKETS**



# EPD CERTIFICATIONS



As part of our commitment to **fighting climate change**, we have established several long-term objectives and action plans, both at the organizational level and in research and development of our products.

These include plant **energy audits**, a **decarbonization plan**, **LCA analyses**, and **EPD certifications**.

The **EPD** (Environmental Product Declaration) is a product environmental declaration certified by a third-party body and compliant with the international standard **ISO 14025**, which allows us to communicate transparently, objectively, and in a certified manner the environmental impacts of the products analyzed.

Thanks to the results and indicators, we are able to monitor our performance with a view to continuous improvement, following a multi-year plan to reduce impacts.

Certification starts with an LCA analysis, which examines a **product's impacts** across its entire life cycle, quantifying its consumption and emissions.

The process then continues with product certification, measuring, among other things, the energy and natural resources used in production and distribution processes, CO<sub>2</sub> emissions released into the atmosphere, materials used for packaging, and waste generated.

In 2024, we obtained the first EPD certifications for the white **Optima** and **Excellens** trunking product lines, and in 2025, for PVC **linear diffusers** and PVC **delivery/intake grille** for the air distribution.

These first important results are only the starting point of a **three-year plan** dedicated to environmental certification for our extensive range of products.



 **EPD**  
INTERNATIONAL EPD SYSTEM

## WHY INSTALL PROFESSIONAL TRUNKINGS AND ACCESSORIES?

The professional air conditioning trunking that has distinguished us on the market for 30 years. Available in six colours: **Top line - New line - Eco line - Brown line - Black line - Grey Line**



Patented model



Anti UV rays



High resistance



Paintable models



Lead Free

Black line (black)

Grey line (grey)

Brown line (brown)

Top line (ivory)

Eco line (grey)

New line (white)

# Excellens

Italian's favourite trunking



TRUNKING WITH CLIP-TOGETHER CENTRAL LOCKING

ACCESSORY WITH SNAP-TOGETHER BASE AND COVER

FOCUS ON DESIGNING HIGHLY FUNCTIONAL DETAILS

RAW MATERIAL: SHOCK AND UV-RESISTANT RIGID PLASTIC MATERIAL

ROUNDED BASE AND COVER

BASE WITH PRE-PUNCHED SLOTS FOR WALL MOUNTING

PAINTABLE

Smart Klima 



# PVC Cleaner

Ideal for cleaning trunking and accessories.

For codes see page 279

## DUCT WITH LEVEL

### TECHNICAL SPECIFICATIONS

- Rigid PVC, impact-resistant and UV-resistant
- Rounded bottom and lid
- Clip-together central fastening
- Pre-punched slots in bottom for wall mounting
- Four-way sliding spirit level supplied on each 2m bar
- Prepared for insertion of the mini pumps Easy Flow, Easy One, Aqua Split (only model TB 72-EXC)
- Length 2 m
- Paintable with light-colored paints
- Operating temperature -20°C / +60°C

## GOULOTTE AVEC BULLE

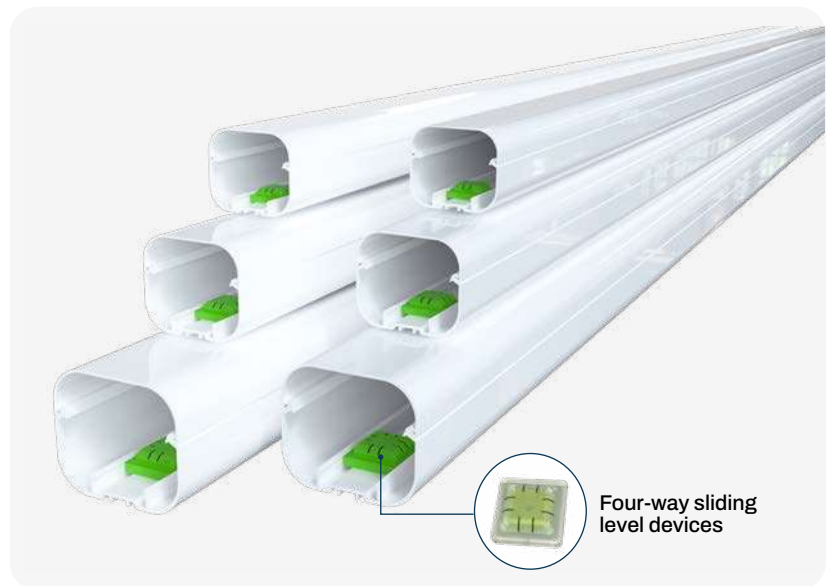

### CARACTÉRISTIQUES TECHNIQUES

- Matériau plastique rigide résistant aux chocs, anti-UVA et recyclable
- Fond et couvercle arrondis
- Joint à ressort central
- Fond avec fentes pour fixation murale
- Bulle coulissante à quatre voies fournie sur chaque barre de 2 m
- Prédiseignée pour l'insertion des mini pompes Easy Flow, Easy One, Aqua Split (modèle TB 72-EXC uniquement)
- Longueur 2 m
- Peignable avec des couleurs claires
- Température de fonctionnement -20°C / +60°C

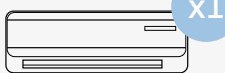
## KANAL MIT LIBELLE

### TECHNISCHE EIGENSCHAFTEN

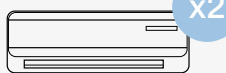
- Starres und stoßfestes aus Kunststoffmaterial, UVA-Strahlenbeständig und recycled
- Abgerundeter Boden und Abdeckung
- Zentrale Federverbindung
- Vorgeöster Boden zur Wandmontage
- Vier-Wege-Schiebe-Libelle auf jeder 2 m Stange, im Lieferumfang enthalten
- Vorbereitet für das Einsetzen von Easy Flow, Easy One, Aqua Split Minipumpen (nur Modell TB 72-EXC)
- Länge: 2 m
- Mit hellen Farben lackierbar
- Betriebstemperatur -20°C / +60°C



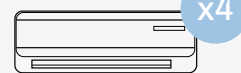
## Applications



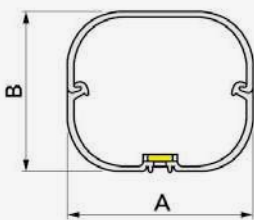
**TRUNKING TB 60 - EXC**  
Suitable for mono split installation



**TRUNKING TB 72 - EXC**  
Suitable for mono split or dual split installation



**TRUNKING TB 100 - EXC**  
Suitable for maximum 4 splits installation



● ECO LINE ○ NEW LINE

Datasheet



| MODEL        | MIN. QUANTITY  | NEW LINE    | ECO LINE    | DIMENSIONS |        | U.M. | Pieces per box | U.M. Box | U.M. Pallet |
|--------------|----------------|-------------|-------------|------------|--------|------|----------------|----------|-------------|
|              |                | CODE        | CODE        | A [mm]     | B [mm] |      |                |          |             |
| TB 60 - EXC  | 10 PCS. = 20 m | B-N11120060 | B-E11120060 | 60         | 52     | PCS  | 10             | 10       | 400         |
| TB 72 - EXC  | 8 PCS. = 16 m  | B-N11120072 | B-E11120072 | 72         | 64     | PCS  | 8              | 8        | 320         |
| TB 100 - EXC | 5 PCS. = 10 m  | B-N11120010 | B-E11120010 | 98         | 73     | PCS  | 5              | 5        | 200         |

## STANDARD DUCT

### TECHNICAL SPECIFICATIONS

- Impact-resistant and UV-resistant plastic material
- Rounded bottom and lid
- Clip-together central fastening
- Pre-punched slots in bottom for wall mounting
- Prepared for insertion of the mini pumps Easy Flow, Easy One, Aqua Split (only model T 72-EXC)
- Length 2 m
- Paintable with light-colored paints
- Operating temperature -20°C / +60°C
- Models tested by a third-party laboratory; test reports are available on request or on the website (only for colored models)

## GOULOTTE STANDARD

### CARACTÉRISTIQUES TECHNIQUES

- Matériau plastique anti-chocs et résistant aux UV
- Fond et couvercle arrondis
- Joint à ressort central
- Fond avec fentes pour fixation murale
- Prédiseignée pour l'insertion des mini pompes Easy Flow, Easy One, Aqua Split (modèle T 72-EXC uniquement)
- Longueur 2 m
- Peignable avec des couleurs claires
- Température de fonctionnement -20°C / +60°C
- Modèles testés par un laboratoire tiers ; les rapports d'essai sont disponibles sur demande ou sur le site web (uniquement pour les modèles colorés)


## STANDARDKANAL

### TECHNISCHE EIGENSCHAFTEN


- Stoß- und UV-beständiges Kunststoffmaterial • Abgerundeter Boden und Abdeckung
- Zentrale Federverbindung
- Vorgeöster Boden zur Wandmontage
- Vorbereitet für das Einsetzen von Easy Flow, Easy One, Aqua Split Minipumpen (nur Modell T 72-EXC)
- Länge: 2 m
- Mit hellen Farben lackierbar
- Betriebstemperatur -20°C / +60°C
- Modelle von einem Drittanbieter-Labor getestet; Prüfberichte sind auf Anfrage oder auf der Website verfügbar (nur für farbige Modelle)




## Applications




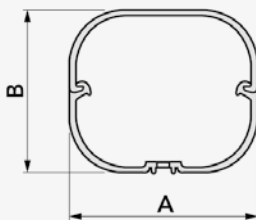
**TRUNKING T 60 - EXC**  
Suitable for mono split installation



**TRUNKING T 72 - EXC**  
Suitable for mono split or dual split installation



**TRUNKING T 100 - EXC**  
Suitable for maximum 4 splits installation



Datasheet



| MODEL       | MIN. QUANTITY | TOP LINE | NEW LINE  | ECO LINE  | BROWN LINE | BLACK LINE | GREY LINE | DIMENSIONS |        | U.M. | Pieces per box | U.M. Box | U.M. Pallet |
|-------------|---------------|----------|-----------|-----------|------------|------------|-----------|------------|--------|------|----------------|----------|-------------|
|             |               | CODE     | CODE      | CODE      | CODE       | CODE       | CODE      | A [mm]     | B [mm] |      |                |          |             |
| T 60 - EXC  | 10PCS=20m     | 11120060 | N11120060 | E11120060 | -          | -          | -         | 60         | 52     | PCS  | 10             | 10       | 400         |
| T 72 - EXC  | 8PCS=16m      | 11120072 | N11120072 | E11120072 | SCD100617  | SCD100608  | SCD100619 | 72         | 64     | PCS  | 8              | 8        | 320         |
| T 100 - EXC | 5PCS=10m      | 11120010 | N11120010 | E11120010 | SCD100618  | SCD100609  | SCD100623 | 98         | 73     | PCS  | 5              | 5        | 200         |

## STANDARD DUCT WITH PROTECTIVE FILM

### TECHNICAL SPECIFICATIONS

- Rigid PVC, impact-resistant and UV-resistant
- Rounded bottom and lid
- Clip-together central fastening
- Pre-punched slots in bottom for wall mounting
- Prepared for insertion of the mini pumps Easy Flow, Easy One, Aqua Split (only model TP 72-EXC)
- Cover with transparent blue protective film in low density polyethylene
- Length 2 m
- Paintable with light-colored paints
- Operating temperature -20°C / +60°C

## GOULOTTE STANDARD AVEC PELLICULE DE PROTECTION

### CARACTÉRISTIQUES TECHNIQUES

- PVC rigide, résistant aux chocs et aux UV
- Fond et couvercle arrondis
- Joint à ressort central
- Fond avec fentes pour fixation murale
- Prédiseignée pour l'insertion des mini pompes Easy Flow, Easy One, Aqua Split (modèle TP 72-EXC uniquement)
- Couvercle avec film protecteur en polyéthylène basse densité bleu transparent
- Longueur 2 m
- Peignable avec des couleurs claires
- Température de fonctionnement -20°C / +60°C


## STANDARDKANAL MIT SCHUTZFOLIE

### TECHNISCHE EIGENSCHAFTEN


- Hart-PVC, stoßfest und UV-beständig
- Abgerundeter Boden und Abdeckung
- Zentrale Federverbindung
- Vorgeöster Boden zur Wandmontage
- Vorbereitet für das Einsetzen von Easy Flow, Easy One, Aqua Split Minipumpen (nur Modell TP 72-EXC)
- Abdeckung mit transparenter blauer Schutzfolie aus Polyethylen, mit niedriger Dichte
- Länge: 2 m
- Mit hellen Farben lackierbar
- Betriebstemperatur -20°C / +60°C




with protective film




## Applications



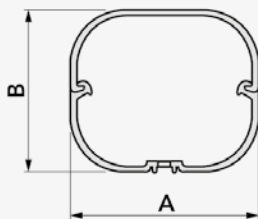
**TRUNKING TP 60 - EXC**  
Suitable for mono split installation



**TRUNKING TP 72 - EXC**  
Suitable for mono split or dual split installation






**TRUNKING TP 100 - EXC**  
Suitable for maximum 4 splits installation



 NEW LINE

Datasheet



| MODEL        | CODE      | MIN. QUANTITY  | DIMENSIONS |        | U.M. |  Pieces per box |  U.M. Box |  U.M. Pallet |
|--------------|-----------|----------------|------------|--------|------|--|--|---|
|              |           |                | A [mm]     | B [mm] |      |  |  |   |
| TP 60 - EXC  | SCD100099 | 10 PCS. = 20 m | 60         | 52     | PCS  | 10   | 10   | 400   |
| TP 72 - EXC  | SCD100100 | 8 PCS. = 16 m  | 72         | 64     | PCS  | 8  | 8  | 320   |
| TP 100 - EXC | SCD100101 | 5 PCS. = 10 m  | 98         | 73     | PCS  | 5  | 5  | 200   |

Italian's favourite trunking



## GENERAL TECHNICAL CHARACTERISTICS FOR ACCESSORIES OF THE EXCELLENS LINE



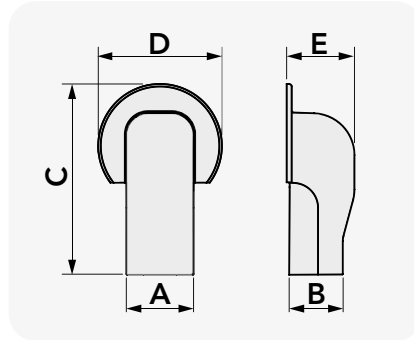
- Stiff, shockproof, anti-uva and recyclable PVC
- Interlocking bottom and lid
- Duct profile locating ridge
- Outer contouring to facilitate pipe bends
- Outer flange hole cover
- Heat shrink barcode packaging
- Galvanised screw
- Paintable with light-colored paints
- Operating temperature -20°C / +60°C



 **FLANGED ROUND WALL TERMINAL**

 **EXTRÉMITÉ MURALE À BRIDE RONDE**

 **WANDABSCHLUSSPROFIL MIT RUNDEM FLANSCH**



**Large external flange with an innovative round shape**


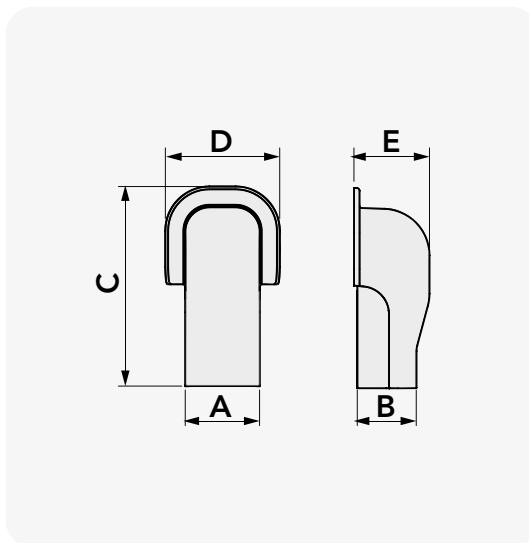
| MODEL       | TOP LINE  | NEW LINE  | ECO LINE  | BROWN LINE | BLACK LINE | GREY LINE | DIMENSIONS [mm] |    |     |     |    | U.M. | Pieces per box |
|-------------|-----------|-----------|-----------|------------|------------|-----------|-----------------|----|-----|-----|----|------|----------------|
|             | CODE      | CODE      | CODE      | CODE       | CODE       | CODE      | A               | B  | C   | D   | E  |      |                |
| TMR 60-EXC  | SCD100274 | SCD100280 | SCD100286 | -          | -          | -         | 67              | 56 | 190 | 124 | 68 | PCS  | 5              |
| TMR 72-EXC  | SCD100276 | SCD100282 | SCD100288 | SCD100294  | SCD100300  | SCD100306 | 78              | 68 | 210 | 140 | 78 | PCS  | 5              |
| TMR 100-EXC | SCD100278 | SCD100284 | SCD100290 | SCD100296  | SCD100302  | SCD100308 | 102             | 78 | 240 | 170 | 92 | PCS  | 3              |



 **FLANGED SQUARE WALL TERMINAL**

 **EXTRÉMITÉ MURALE À BRIDE CARRÉE**

 **WANDABSCHLUSSPROFIL MIT QUADRATISCHEM FLANSCH**



| MODEL       | TOP LINE  | NEW LINE  | ECO LINE  | BROWN LINE | BLACK LINE | GREY LINE | DIMENSIONS [mm] |    |     |     |    | U.M. | Pieces per box |
|-------------|-----------|-----------|-----------|------------|------------|-----------|-----------------|----|-----|-----|----|------|----------------|
|             | CODE      | CODE      | CODE      | CODE       | CODE       | CODE      | A               | B  | C   | D   | E  |      |                |
| TMQ 60-EXC  | SCD100273 | SCD100279 | SCD100285 | -          | -          | -         | 67              | 56 | 180 | 103 | 68 | PCS  | 5              |
| TMQ 72-EXC  | SCD100275 | SCD100281 | SCD100287 | SCD100293  | SCD100299  | SCD100305 | 78              | 68 | 200 | 117 | 78 | PCS  | 5              |
| TMQ 100-EXC | SCD100277 | SCD100283 | SCD100289 | SCD100295  | SCD100301  | SCD100307 | 102             | 78 | 225 | 142 | 92 | PCS  | 3              |



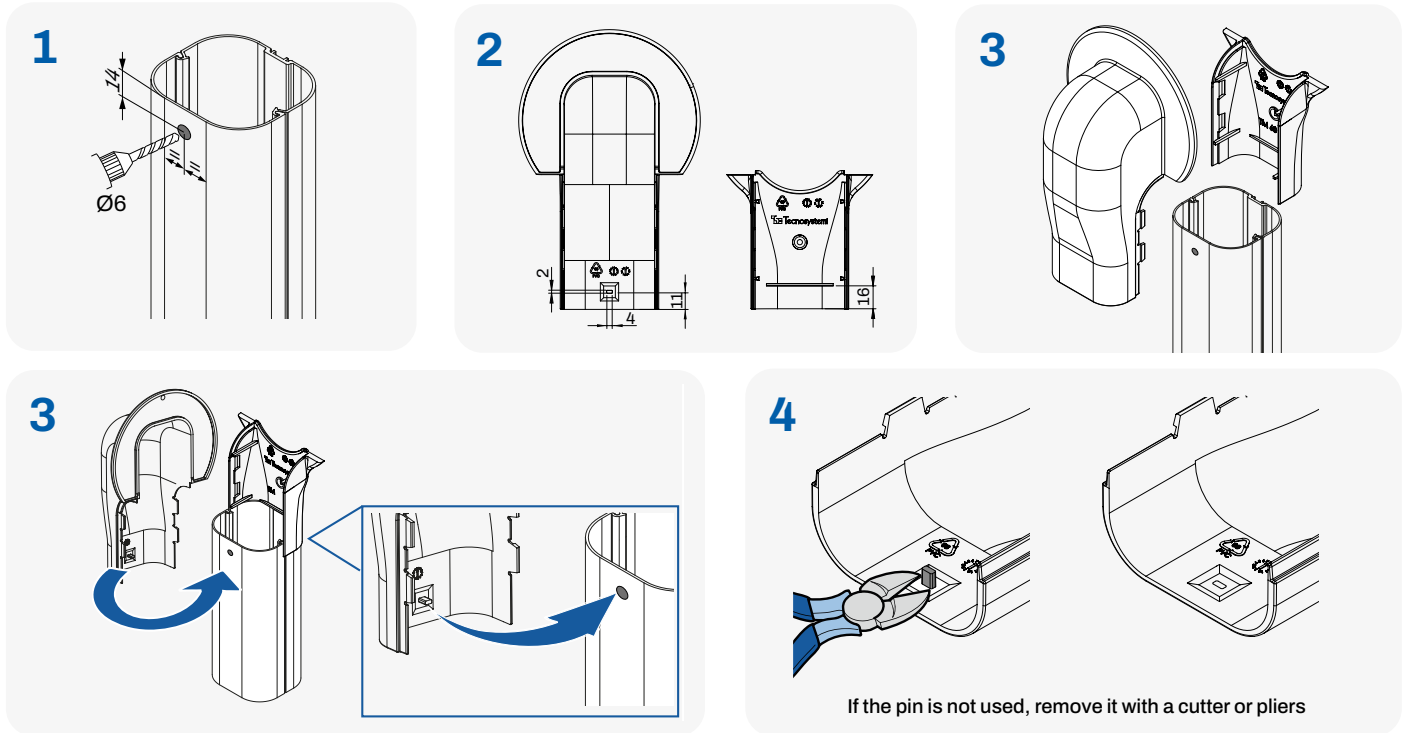
## NON-SLIP PIN

There is a small pin on the upper shell of the terminal.  
Drill the  $\varnothing 6$  mm duct to facilitate coupling to the pin.  
This prevents the duct cover from slipping in vertical installations.

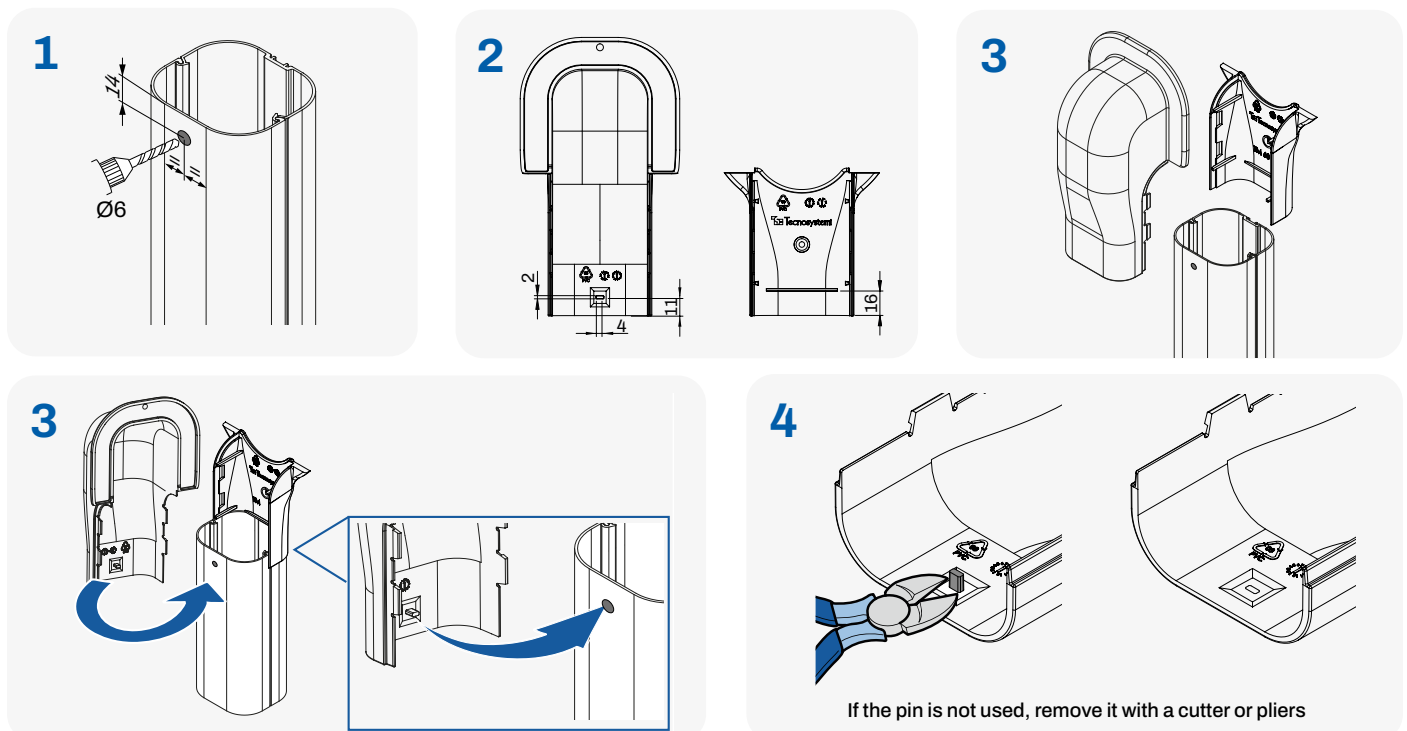


## INSTALLATION EXAMPLE

### EXCELLENS TMR



### EXCELLENS TMQ



# EXCELLENS TA


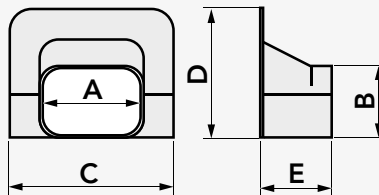
MADE IN ITALY

EPD  
INTERNATIONAL EPD SYSTEM

 CORNER TERMINAL

 BORNE EN ANGLE

 WINKELABSCHLUSS



| MODEL      | TOP LINE | NEW LINE  | ECO LINE  | BROWN LINE | BLACK LINE | GREY LINE | DIMENSIONS [mm] |    |     |     |    | U.M. | Pieces per box |
|------------|----------|-----------|-----------|------------|------------|-----------|-----------------|----|-----|-----|----|------|----------------|
|            | CODE     | CODE      | CODE      | CODE       | CODE       | CODE      | A               | B  | C   | D   | E  |      |                |
| TA 60-EXC  | 11122110 | N11122110 | E11122110 | -          | -          | -         | 66              | 56 | 113 | 110 | 55 | PCS  | 5              |
| TA 72-EXC  | 11122120 | N11122120 | E11122120 | SCD100489  | SCD100311  | SCD100336 | 78              | 68 | 125 | 114 | 62 | PCS  | 5              |
| TA 100-EXC | 11122130 | N11122130 | E11122130 | SCD100495  | SCD100312  | SCD100344 | 104             | 78 | 155 | 129 | 83 | PCS  | 3              |

Datasheet



# EXCELLENS CP

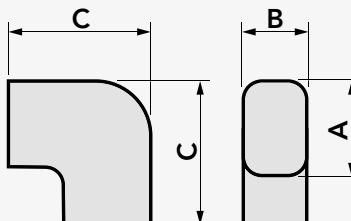
MADE IN ITALY

EPD  
INTERNATIONAL EPD SYSTEM

 FLAT CURVE

 COURBE PLATE

 FLACHE KURVE



| MODEL      | TOP LINE | NEW LINE  | ECO LINE  | BROWN LINE | BLACK LINE | GREY LINE | DIMENSIONS [mm] |    |     | U.M. | Pieces per box |
|------------|----------|-----------|-----------|------------|------------|-----------|-----------------|----|-----|------|----------------|
|            | CODE     | CODE      | CODE      | CODE       | CODE       | CODE      | A               | B  | C   |      |                |
| CP 60-EXC  | 11120160 | N11120160 | E11120160 | -          | -          | -         | 66              | 56 | 101 | PCS  | 5              |
| CP 72-EXC  | 11120172 | N11120172 | E11120172 | SCD100482  | SCD100313  | SCD100333 | 78              | 68 | 118 | PCS  | 5              |
| CP 100-EXC | 11120100 | N11120100 | E11120100 | SCD100481  | SCD100314  | SCD100345 | 104             | 78 | 152 | PCS  | 3              |

Datasheet



# EXCELLENS CPS


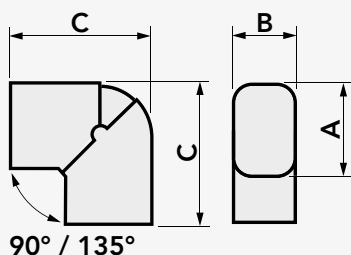
MADE IN ITALY

EPD  
INTERNATIONAL EPD SYSTEM

 ARTICULATED FLAT CURVE

 COURBE PLATE ARTICULÉE

 GELENKIGE FLACHE KURVE



| MODEL                  | TOP LINE  | NEW LINE  | ECO LINE  | BROWN LINE | BLACK LINE | GREY LINE | DIMENSIONS [mm] |    |     | U.M. | Pieces per box |
|------------------------|-----------|-----------|-----------|------------|------------|-----------|-----------------|----|-----|------|----------------|
|                        | CODE      | CODE      | CODE      | CODE       | CODE       | CODE      | A               | B  | C   |      |                |
| CPS 60-EXC             | 11121111  | N11121111 | E11121111 | -          | -          | -         | 66              | 56 | 110 | PCS  | 1              |
| CPS 72-EXC             | 11121110  | N11121110 | E11121110 | SCD100485  | SCD100315  | SCD100337 | 78              | 68 | 130 | PCS  | 1              |
| <b>NEW</b> CPS 100-EXC | SCD100644 | SCD100649 | SCD100645 | SCD100646  | SCD100647  | SCD100648 | 103             | 79 | 164 | PCS  | 1              |

Datasheet



# EXCELLENS CA

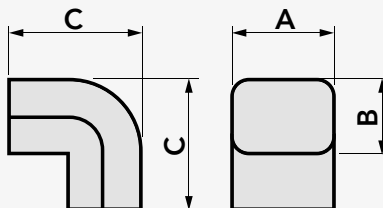
MADE IN ITALY

EPD  
INTERNATIONAL EPD SYSTEM

 CORNER CURVE

 COURBE EN ANGLE

 WINKELKURVE



| MODEL      | TOP LINE | NEW LINE  | ECO LINE  | BROWN LINE | BLACK LINE | GREY LINE | DIMENSIONS [mm] |    |     | U.M. | Pieces per box |
|------------|----------|-----------|-----------|------------|------------|-----------|-----------------|----|-----|------|----------------|
|            | CODE     | CODE      | CODE      | CODE       | CODE       | CODE      | A               | B  | C   |      |                |
| CA 60-EXC  | 11120260 | N11120260 | E11120260 | -          | -          | -         | 66              | 56 | 84  | PCS  | 5              |
| CA 72-EXC  | 11120272 | N11120272 | E11120272 | SCD100494  | SCD100316  | SCD100334 | 78              | 68 | 98  | PCS  | 5              |
| CA 100-EXC | 11120210 | N11120210 | E11120210 | SCD100488  | SCD100317  | SCD100346 | 104             | 78 | 115 | PCS  | 3              |



# EXCELLENS CAS

MADE IN ITALY

EPD  
INTERNATIONAL EPD SYSTEM


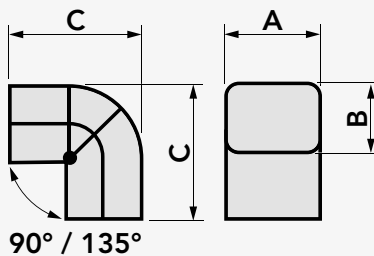
 ARTICULATED CORNER CURVE

 COURBE EN ANGLE ARTICULÉE

 GELENKIGE WINKELKURVE



UNIVERSAL



| MODEL                  | TOP LINE  | NEW LINE  | ECO LINE  | BROWN LINE | BLACK LINE | GREY LINE | DIMENSIONS [mm] |    |     | U.M. | Pieces per box |
|------------------------|-----------|-----------|-----------|------------|------------|-----------|-----------------|----|-----|------|----------------|
|                        | CODE      | CODE      | CODE      | CODE       | CODE       | CODE      | A               | B  | C   |      |                |
| CAS 60-EXC             | 11123111  | N11123111 | E11123111 | -          | -          | -         | 66              | 56 | 104 | PCS  | 1              |
| CAS 72-EXC             | 11123110  | N11123110 | E11123110 | SCD100486  | SCD100318  | SCD100338 | 78              | 68 | 120 | PCS  | 1              |
| <b>NEW</b> CAS 100-EXC | SCD100651 | SCD100650 | SCD100652 | SCD100653  | SCD100654  | SCD100655 | 103             | 79 | 144 | PCS  | 1              |



# EXCELLENS MG

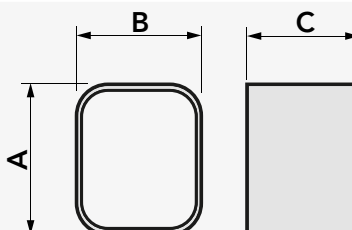
MADE IN ITALY

EPD  
INTERNATIONAL EPD SYSTEM

 COUPLING SLEEVE

 MANCHON DE RACCORDEMENT

 VERBINDUNGSMUFFE



| MODEL      | TOP LINE | NEW LINE  | ECO LINE  | BROWN LINE | BLACK LINE | GREY LINE | DIMENSIONS [mm] |    |    | U.M. | Pieces per box |
|------------|----------|-----------|-----------|------------|------------|-----------|-----------------|----|----|------|----------------|
|            | CODE     | CODE      | CODE      | CODE       | CODE       | CODE      | A               | B  | C  |      |                |
| MG 60-EXC  | 11121060 | N11121060 | E11121060 | -          | -          | -         | 66              | 56 | 50 | PCS  | 5              |
| MG 72-EXC  | 11121072 | N11121072 | E11121072 | SCD100475  | SCD100319  | SCD100335 | 78              | 68 | 50 | PCS  | 5              |
| MG 100-EXC | 11121100 | N11121100 | E11121100 | SCD100477  | SCD100320  | SCD100347 | 104             | 78 | 50 | PCS  | 3              |



# EXCELLENS MRU

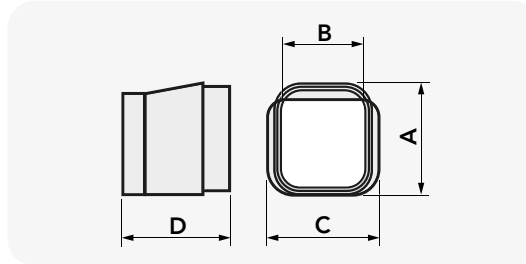
MADE IN ITALY

EPD  
INTERNATIONAL EPD SYSTEM

 UNIVERSAL ROTATION SLEEVE

 MANCHON ROTATIF UNIVERSEL

 UNIVERSELLE ROTATION-SMUFFE



| MODEL         | TOPLINE  | NEWLINE   | ECOLINE   | DIMENSIONS [mm] |    |     |     | U.M. | Pieces per box |
|---------------|----------|-----------|-----------|-----------------|----|-----|-----|------|----------------|
|               | CODE     | CODE      | CODE      | A               | B  | C   | D   |      |                |
| MRU 60 - EXC  | 11122140 | N11122140 | E11122140 | 66              | 56 | 66  | 62  | PCS  | 5              |
| MRU 72 - EXC  | 11122150 | N11122150 | E11122150 | 78              | 68 | 78  | 74  | PCS  | 5              |
| MRU 100 - EXC | 11122160 | N11122160 | E11122160 | 104             | 78 | 104 | 103 | PCS  | 3              |

Datasheet



# EXCELLENS RM


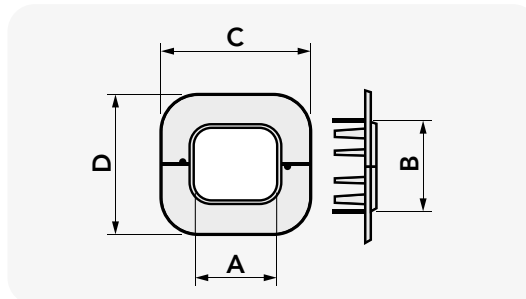
MADE IN ITALY

EPD  
INTERNATIONAL EPD SYSTEM

 WALL ROSETTE

 ROSACE MURALE

 WAND-FLANSCH



| MODEL      | TOP LINE | NEW LINE  | ECOLINE   | BROWN LINE | BLACK LINE | GREY LINE | DIMENSIONS [mm] |    |     |     | U.M. | Pieces per box |
|------------|----------|-----------|-----------|------------|------------|-----------|-----------------|----|-----|-----|------|----------------|
|            | CODE     | CODE      | CODE      | CODE       | CODE       | CODE      | A               | B  | C   | D   |      |                |
| RM 60-EXC  | 11122060 | N11122060 | E11122060 | -          | -          | -         | 66              | 56 | 105 | 97  | PCS  | 5              |
| RM 72-EXC  | 11122072 | N11122072 | E11122072 | SCD100492  | SCD100321  | SCD100339 | 78              | 68 | 120 | 112 | PCS  | 5              |
| RM 100-EXC | 11122100 | N11122100 | E11122100 | SCD100493  | SCD100322  | SCD100348 | 104             | 78 | 167 | 143 | PCS  | 3              |

Datasheet



# EXCELLENS TS

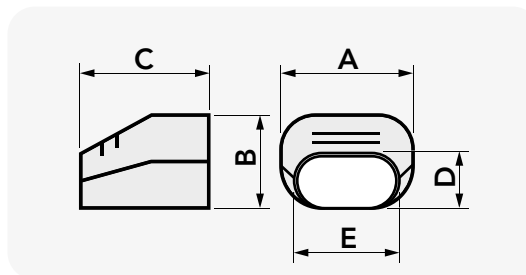
MADE IN ITALY

EPD  
INTERNATIONAL EPD SYSTEM

 PIPE OUTPUT TERMINAL

 EXTRÉMITÉ DE SORTIE TUBE

 ABSCHLUSSPROFIL FÜR ROHRAUSTRITT



| MODEL      | TOP LINE | NEW LINE  | ECOLINE   | BROWN LINE | BLACK LINE | GREY LINE | DIMENSIONS [mm] |    |     |    |    | U.M. | Pieces per box |
|------------|----------|-----------|-----------|------------|------------|-----------|-----------------|----|-----|----|----|------|----------------|
|            | CODE     | CODE      | CODE      | CODE       | CODE       | CODE      | A               | B  | C   | D  | E  |      |                |
| TS 60-EXC  | 11124060 | N11124060 | E11124060 | -          | -          | -         | 66              | 56 | 75  | 33 | 60 | PCS  | 5              |
| TS 72-EXC  | 11124072 | N11124072 | E11124072 | SCD100479  | SCD100323  | SCD100340 | 78              | 68 | 90  | 35 | 67 | PCS  | 5              |
| TS 100-EXC | 11124100 | N11124100 | E11124100 | SCD100480  | SCD100324  | SCD100349 | 104             | 78 | 110 | 35 | 67 | PCS  | 3              |

Datasheet



# EXCELLENS TC


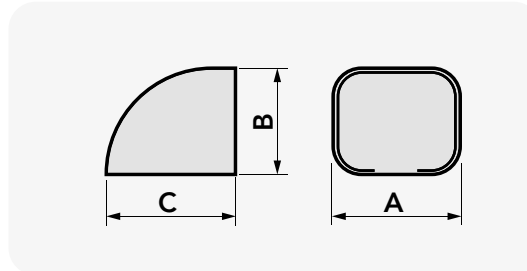
MADE IN ITALY

EPD  
INTERNATIONAL EPD SYSTEM

CLOSING CAP

BOUCHON DE FERMETURE

VERSCHLUSSKAPPE



| MODEL      | TOP LINE | NEW LINE  | ECO LINE  | BROWN LINE | BLACK LINE | GREY LINE | DIMENSIONS [mm] |    |    | U.M. | Pieces per box |
|------------|----------|-----------|-----------|------------|------------|-----------|-----------------|----|----|------|----------------|
|            | CODE     | CODE      | CODE      | CODE       | CODE       | CODE      | A               | B  | C  |      |                |
| TC 60-EXC  | -        | N11122170 | E11122170 | -          | -          | -         | 66              | 56 | 66 | PCS  | 5              |
| TC 72-EXC  | 11122180 | N11122180 | E11122180 | SCD100490  | SCD100325  | SCD100342 | 104             | 78 | 90 | PCS  | 5              |
| TC 100-EXC | 11122190 | N11122190 | E11122190 | SCD100491  | SCD100326  | SCD100350 | 66              | 56 | 66 | PCS  | 3              |



# EXCELLENS RC

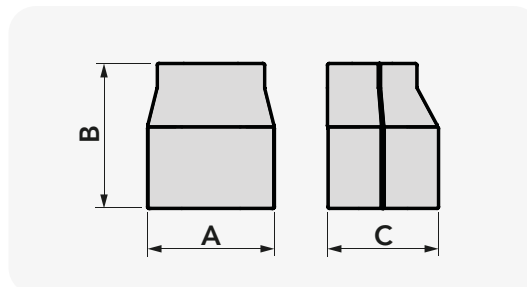
MADE IN ITALY

EPD  
INTERNATIONAL EPD SYSTEM

REDUCTION PER DUCT

RÉDUCTION POUR GOULOTTE

REDUZIERUNG FÜR KANAL



| MODEL           | TOPLINE  | NEW LINE  | ECO LINE  | DIMENSIONS [mm] |    |    | U.M. | Pieces per box |
|-----------------|----------|-----------|-----------|-----------------|----|----|------|----------------|
|                 | CODE     | CODE      | CODE      | A               | B  | C  |      |                |
| RC 72/60 - EXC  | 11123080 | N11123080 | E11123080 | 78              | 90 | 68 | PCS  | 1              |
| RC 100/72 - EXC | 11123105 | N11123105 | E11123105 | 104             | 90 | 77 | PCS  | 1              |



# EXCELLENS DT


MADE IN ITALY

EPD  
INTERNATIONAL EPD SYSTEM

"T" SHUNT

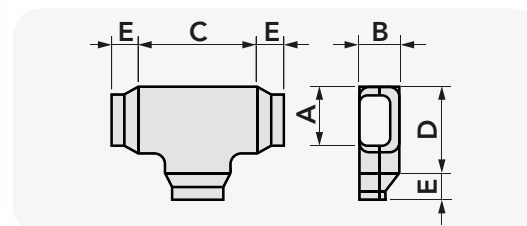
DÉRIVATION EN « T »

„T“-ABZWEIGUNG



**FEATURES**

- DT 60 composed of: no. 1 "T" 72 and no. 2 reductions RC 72/60-EXC
- DT 72 composed of: no. 1 "T" 100 and no. 3 reductions RC 100/72-EXC
- DT 100 composed of: no. 1 "T" 100 without reductions



| MODEL      | TOP LINE | NEW LINE  | ECO LINE  | BROWN LINE | BLACK LINE | GREY LINE | DIMENSIONS [mm] |    |     |     |    | U.M. | Pieces per box |
|------------|----------|-----------|-----------|------------|------------|-----------|-----------------|----|-----|-----|----|------|----------------|
|            | CODE     | CODE      | CODE      | CODE       | CODE       | CODE      | A               | B  | C   | D   | E  |      |                |
| DT 60-EXC  | 11123060 | N11123060 | E11123060 | -          | -          | -         | 66              | 56 | 166 | 125 | 38 | PCS  | 3              |
| DT 72-EXC  | 11123072 | N11123072 | E11123072 | SCD100478  | SCD100327  | SCD100341 | 78              | 68 | 200 | 150 | 40 | PCS  | 3              |
| DT 100-EXC | 11123100 | N11123100 | E11123100 | SCD100483  | SCD100328  | SCD100351 | 104             | 78 | 200 | 150 | -  | PCS  | 3              |


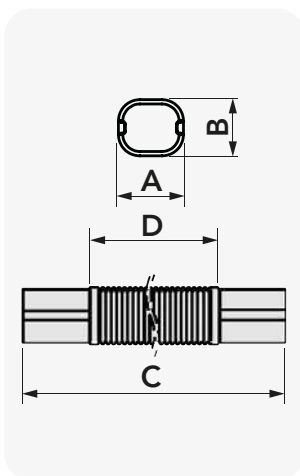


# EXCELLENS MF

 FLEXIBLE SLEEVE

 MANCHON FLEXIBLE

 FLEXIBLE MUFFE



| MODEL      | TOP LINE | NEW LINE  | ECO LINE  | BROWN LINE | BLACK LINE | GREY LINE | DIMENSIONS [mm] |    |     |     | U.M. | Pieces per box |
|------------|----------|-----------|-----------|------------|------------|-----------|-----------------|----|-----|-----|------|----------------|
|            | CODE     | CODE      | CODE      | CODE       | CODE       | CODE      | A               | B  | C   | D   |      |                |
| MF 60-EXC  | 11124495 | N11124495 | E11124495 | -          | -          | -         | 60              | 52 | 520 | 420 | PCS  | 1              |
| MF 72-EXC  | 11124500 | N11124500 | E11124500 | SCD100183  | SCD100194  | SCD100194 | 72              | 64 | 520 | 420 | PCS  | 1              |
| MF 100-EXC | 11124505 | N11124505 | E11124505 | -          | -          | -         | 98              | 73 | 520 | 420 | PCS  | 1              |

[Datasheet](#)




# BLOCK

 MADE IN ITALY

 PIPE STOP FOR EXCELLENS DUCT

 BLOC D'ARRÊT DE TUYAU POUR GOULOTTE EXCELLENS

 SCHLAUCHBINDER FÜR EXCELLENS-KANAL



| MODEL     | DESCRIPTION   | MIN. QUANTITY | U.M. | Pieces per box |
|-----------|---------------|---------------|------|----------------|
| 11125016  | BLOCK T - 60  | 20            | PCS  | 20             |
| 11125017  | BLOCK T - 72  | 20            | PCS  | 20             |
| 11125018  | BLOCK T - 100 | 20            | PCS  | 20             |
| SCD100122 | BLOCK T - 135 | 20            | PCS  | 20             |

[Datasheet](#)





## FLEXIBLE SLEEVE KIT INSTALLATION EXAMPLE



KMF sleeve kit for Excellens trunking



KMGF sleeve kit for Optima trunking



Obstacle passage example with KMGF optima sleeve kit

## AESTHETIC FLANGE INSTALLATION EXAMPLE



Fix the rear part of the aesthetic flange in correspondence with the wall hole



Insert the refrigeration lines and the power cable into the wall hole




Place the refrigeration pipes and the power supply in the corrugated protection pipe



Fix the corrugated tube to the rear part of the aesthetic flange using the bracket provided



Fit the terminal and slide it down then secure



6-feet the rubber sleeve totally into the corrugated pipe



Flare the refrigerant pipes and fix them to the taps of the outdoor unit, connect the power supply. Approach and position the rubber sleeve near the taps

## FLEXIBLE SLEEVE KIT - EXC

### TECHNICAL SPECIFICATIONS

- Shockproof and UVA-resistant plastic
- Paintable

#### KIT 70 CONSISTING OF:

- 1 Flexible sleeve Model MGF 72
- 1 piece of 700 mm flexible hose - inner Ø60 mm
- Available colours: white - grey - black

#### KIT 100 CONSISTING OF:

- 1 Flexible sleeve Model MGF 100
- 1 piece of 700 mm flexible hose - inner Ø80 mm
- Available colours: white - grey - black

## KIT MANCHON FLEXIBLE - EXC

### CARACTÉRISTIQUES TECHNIQUES

- Matière plastique antichoc et anti-UVA
- Peut être peint

#### KIT 70 COMPRENANT :

- 1 manchon flexible modèle MGF 72
- 1 tube flexible de 700 mm - Ø60 mm interne
- Disponible dans les couleurs: blanc - gris - noir

#### KIT 100 COMPRENANT :

- 1 manchon flexible modèle MGF 100
- 1 tube flexible de 700 mm - Ø80 mm interne
- Disponible dans les couleurs: blanc - gris - noi

## BAUSATZ FLEXIBLE MUFFE - EXC

### TECHNISCHE EIGENSCHAFTEN

- Stoßfestes und UVA-beständiges Kunststoffmaterial
- Lackierbar

#### BAUSATZ 70 BESTEHEND AUS:

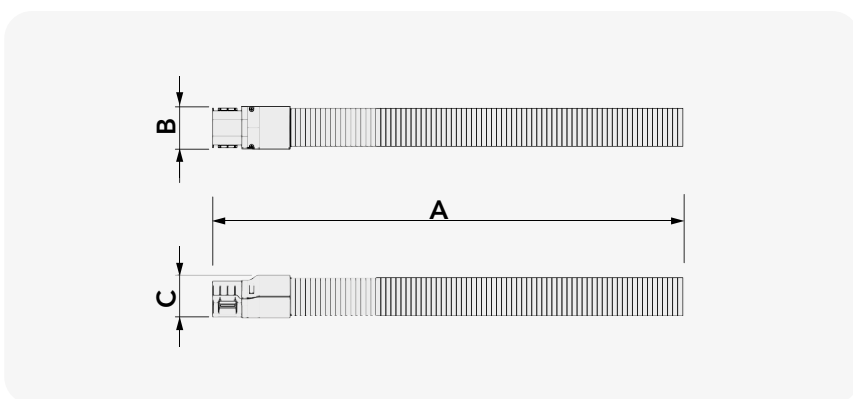
- 1 flexiblen Muffe, Modell MGF 72
- 1 Schlauch von 700 mm - Ø 60 mm innen
- Erhältlich in den Farben: Weiß - Grau - Schwarz

#### BAUSATZ 100 BESTEHEND AUS:

- 1 flexiblen Muffe, Modell MGF 100
- 1 Schlauch von 700 mm - Ø 80 mm innen
- Erhältlich in den Farben: Weiß - Grau - Schwarz



Datasheet



| CODE      | DIMENSIONS [mm] |    |    |
|-----------|-----------------|----|----|
|           | A               | B  | C  |
| SCD100566 | 805             | 72 | 73 |
| SCD100567 | 805             | 72 | 73 |
| SCD100568 | 805             | 72 | 73 |
| SCD100569 | 820             | 97 | 96 |
| SCD100570 | 820             | 97 | 96 |
| SCD100571 | 820             | 97 | 96 |

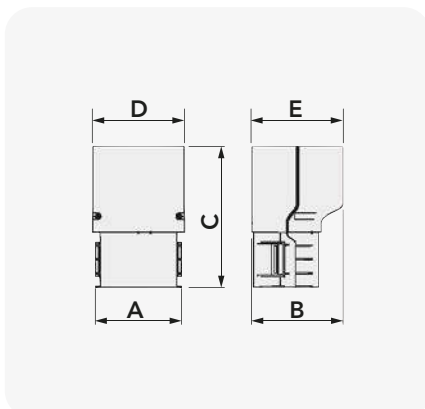
| CODE      | DESCRIPTION  | U.M. | Pieces per box |
|-----------|--|------|----------------|
| SCD100566 | KMF - KIT MADE OF EXCELLENS FLEXIBLE SLEEVE MGF 72-EXC WHITE + FLEXIBLE HOSE 70 TO PROTECT PIPES - INNER Diam. 60 mm - KFM 72-WHITE    | KIT  | 1              |
| SCD100567 | KMF - KIT MADE OF EXCELLENS FLEXIBLE SLEEVE MGF 72-EXC BLACK + FLEXIBLE HOSE 70 TO PROTECT PIPES - INNER Diam. 60 mm - KFM 72-BLACK    | KIT  | 1              |
| SCD100568 | KMF - KIT MADE OF EXCELLENS FLEXIBLE SLEEVE MGF 72-EXC GREY + FLEXIBLE HOSE 70 TO PROTECT PIPES - INNER Diam. 60 mm - KFM 72-GREY      | KIT  | 1              |
| SCD100569 | KMF - KIT MADE OF EXCELLENS FLEXIBLE SLEEVE MGF 100-EXC WHITE + FLEXIBLE HOSE 100 TO PROTECT PIPES - INNER Diam. 80 mm - KFM 100-WHITE | KIT  | 1              |
| SCD100570 | KMF - KIT MADE OF EXCELLENS FLEXIBLE SLEEVE MGF 100-EXC BLACK + FLEXIBLE HOSE 100 TO PROTECT PIPES - INNER Diam. 80 mm - KFM 100-BLACK | KIT  | 1              |
| SCD100571 | KMF - KIT MADE OF EXCELLENS FLEXIBLE SLEEVE MGF 100-EXC GREY + FLEXIBLE HOSE 100 TO PROTECT PIPES - INNER Diam. 80 mm - KFM 100-GREY   | KIT  | 1              |



 FLEXIBLE SLEEVE - EXC

 MANCHON DE JONCTION FLEXIBLE - EXC

 FLEXIBLE VERBINDUNGSMUFFE - EXC




| CODE      | DIMENSIONS [mm] |    |     |    |    |
|-----------|-----------------|----|-----|----|----|
|           | A               | B  | C   | D  | E  |
| SCD100584 | 68              | 61 | 133 | 73 | 73 |
| SCD100585 | 68              | 61 | 133 | 73 | 73 |
| SCD100586 | 68              | 61 | 133 | 73 | 73 |
| SCD100587 | 91              | 69 | 149 | 96 | 96 |
| SCD100588 | 91              | 69 | 149 | 96 | 96 |
| SCD100589 | 91              | 69 | 149 | 96 | 96 |

With screws included



Datasheet



| CODE      | DESCRIPTION   | U.M. |  Pieces per box |
|-----------|---|------|--|
| SCD100584 | MGF - CONNECTION SLEEVE FOR EXCELLENS EXCELLENS MGF 72-EXC PVC WHITE - MGF 72-WHITE   | PCS  | 1  |
| SCD100585 | MGF - CONNECTION SLEEVE FOR EXCELLENS EXCELLENS MGF 72-EXC PVC BLACK - MGF 72-BLACK   | PCS  | 1  |
| SCD100586 | MGF - CONNECTION SLEEVE FOR EXCELLENS EXCELLENS MGF 72-EXC PVC GREY - MGF 72-GREY     | PCS  | 1  |
| SCD100587 | MGF - CONNECTION SLEEVE FOR EXCELLENS EXCELLENS MGF 100-EXC PVC WHITE - MGF 100-WHITE | PCS  | 1  |
| SCD100588 | MGF - CONNECTION SLEEVE FOR EXCELLENS EXCELLENS MGF 100-EXC PVC BLACK - MGF 100-BLACK | PCS  | 1  |
| SCD100589 | MGF - CONNECTION SLEEVE FOR EXCELLENS EXCELLENS MGF 100-EXC PVC GREY - MGF 100-GREY   | PCS  | 1  |

**ROUND AESTHETIC ROSETTE KIT WITH FLEXIBLE HOSE AND EXTERNAL UNIT CONNECTION FITTING IN ANTI-UV RUBBER**

**TECHNICAL SPECIFICATIONS**

- Shockproof and UVA-resistant plastic
- Paintable

**KIT 70 CONSISTING OF:**

- 1 Round Terminal 70
- 1 piece of 700 mm flexible hose - inner Ø60 mm
- 1 Connection fitting for outdoor unit in anti-UV rubber
- Available colours: white - grey - black

**KIT 100 CONSISTING OF:**

- 1 Round Terminal 100
- 1 piece of 700 mm flexible hose - inner Ø80 mm
- 1 Connection fitting for outdoor unit in anti-UV rubber
- Available colours: white - grey - black

**KIT ROSACE ESTHÉTIQUE RONDE AVEC TUBE FLEXIBLE ET RACCORD DE RACCORDEMENT UNITÉ EXTERNE EN CAOUTCHOUC ANTI-UV**

**CARACTÉRISTIQUES TECHNIQUES**

- Matière plastique antichoc et anti-UVA
- Peut être peint

**KIT 70 COMPRENANT :**

- 1 extrémité ronde 70
- 1 tube flexible de 700 mm - Ø60 mm interne
- 1 raccord de raccordement unité externe en caoutchouc anti-UV
- Disponible dans les couleurs : blanc - gris - noir

**KIT 100 COMPRENANT :**

- 1 extrémité ronde 100
- 1 tube flexible de 700 mm - Ø80 mm interne
- 1 raccord de raccordement unité externe en caoutchouc anti-UV
- Disponible dans les couleurs : blanc - gris - noir

**BAUSATZ RUNDE DESIGN-ROSETTE MIT SCHLAUCH UND ANSCHLUSS FÜR DAS AUßENGERÄT AUS UV-BESTÄNDIGEM GUMMI**

**TECHNISCHE EIGENSCHAFTEN**

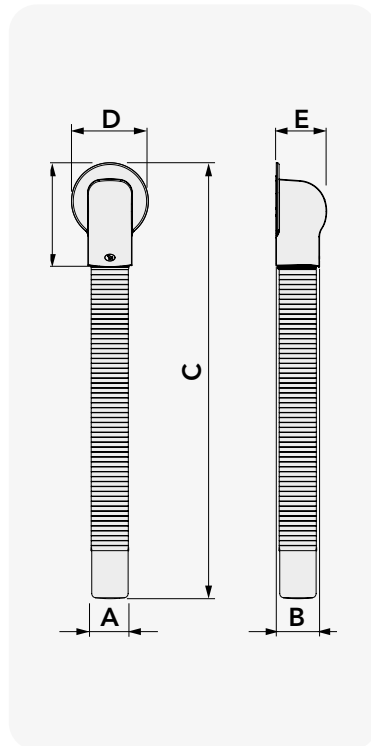
- Stoßfestes und UVA-beständiges Kunststoffmaterial
- Lackierbar

**BAUSATZ 70 BESTEHEND AUS:**

- 1 runden Wandabschluss 70
- 1 Schlauch von 700 mm - Ø 60 mm innen
- 1 Anschluss für Außengerät aus UV-beständigem Gummi
- Erhältlich in den Farben: Weiß - Grau - Schwarz

**BAUSATZ 100 BESTEHEND AUS:**

- 1 runden Wandabschluss 100
- 1 Schlauch von 700 mm - Ø80 mm innen
- 1 Anschluss für Außengerät aus UV-beständigem Gummi
- Erhältlich in den Farben: Weiß - Grau - Schwarz



| DIMENSIONS [mm] |    |     |      |     |     |     |    |
|-----------------|----|-----|------|-----|-----|-----|----|
| CODE            | A  | B   | C    | D   | E   | F   | Ø  |
| SCD100551       | 64 | 78  | 980  | 157 | 95  | 209 | 60 |
| SCD100552       | 64 | 78  | 980  | 157 | 95  | 209 | 60 |
| SCD100553       | 64 | 78  | 980  | 157 | 95  | 209 | 60 |
| SCD100557       | 84 | 100 | 1006 | 177 | 117 | 237 | 80 |
| SCD100558       | 84 | 100 | 1006 | 177 | 117 | 237 | 80 |
| SCD100559       | 84 | 100 | 1006 | 177 | 117 | 237 | 80 |

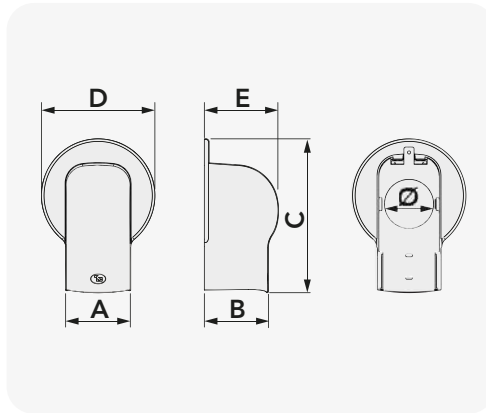
| CODE      | DESCRIPTION   | U.M. | Pieces per box |
|-----------|---|------|----------------|
| SCD100551 | KRT - KIT MADE OF ROUND ROSETTE + FLEXIBLE HOSE 70 TO PROTECT PIPES - INNER Diam. 60mm + RUBBER CONNECTION FITTING FOR OUTDOOR UNIT, Diam. 60mm - WHITE - KRT 70-WHITE  | KIT  | 1              |
| SCD100552 | KRT - KIT MADE OF ROUND ROSETTE + FLEXIBLE HOSE 70 TO PROTECT PIPES - INNER Diam. 60mm + RUBBER CONNECTION FITTING FOR OUTDOOR UNIT, Diam. 60mm - BLACK - KRT 70-BLACK  | KIT  | 1              |
| SCD100553 | KRT - KIT MADE OF ROUND ROSETTE + FLEXIBLE HOSE 70 TO PROTECT PIPES - INNER Diam. 60mm + RUBBER CONNECTION FITTING FOR OUTDOOR UNIT, Diam. 60mm - GREY - KRT 70-GREY    | KIT  | 1              |
| SCD100557 | KRT - KIT MADE OF ROUND ROSETTE + FLEXIBLE HOSE 100 TO PROTECT PIPES - INNER Diam. 80mm + RUBBER CONNECTION FITTING FOR OUTDOOR UNIT, Diam. 80mm - WHITE - KRT 80-WHITE | KIT  | 1              |
| SCD100558 | KRT - KIT MADE OF ROUND ROSETTE + FLEXIBLE HOSE 100 TO PROTECT PIPES - INNER Diam. 80mm + RUBBER CONNECTION FITTING FOR OUTDOOR UNIT, Diam. 80mm - BLACK - KRT 80-BLACK | KIT  | 1              |
| SCD100559 | KRT - KIT MADE OF ROUND ROSETTE + FLEXIBLE HOSE 100 TO PROTECT PIPES - INNER Diam. 80mm + RUBBER CONNECTION FITTING FOR OUTDOOR UNIT, Diam. 80mm - GREY - KRT 80-GREY   | KIT  | 1              |



 **ROUND ROSETTE FOR FLEXIBLE HOSE Ø 60/80 MM**

 **ROSACE ESTHÉTIQUE RONDE POUR TUBE FLEXIBLE Ø INTERNE 60/80 MM**

 **RUNDE DESIGN-ROSETTE FÜR SCHLAUCH, Ø INNEN 60/80 MM**



| CODE      | DIMENSIONS [mm] |     |     |     |     |    |
|-----------|-----------------|-----|-----|-----|-----|----|
|           | A               | B   | C   | D   | E   | Ø  |
| SCD100575 | 78              | 78  | 210 | 157 | 95  | 60 |
| SCD100576 | 78              | 78  | 210 | 157 | 95  | 60 |
| SCD100577 | 78              | 78  | 210 | 157 | 95  | 60 |
| SCD100581 | 102             | 100 | 237 | 177 | 117 | 80 |
| SCD100582 | 102             | 100 | 237 | 177 | 117 | 80 |
| SCD100583 | 102             | 100 | 237 | 177 | 117 | 80 |

With screws included



Datasheet



| CODE      | DESCRIPTION  | U.M. | Pieces per box |
|-----------|--|------|----------------|
| SCD100575 | RET- ROUND ROSETTE FOR FLEXIBLE PIPE 70 TO PROTECT PIPE - INNER Diam. 60 mm - WHITE - RET 70-WHITE | PCS  | 1              |
| SCD100576 | RET - ROUND ROSETTE FOR FLEXIBLE PIPE 70 TO PROTECT PIPE - INNER Diam. 60 mm -BLACK - RET70-BLACK  | PCS  | 1              |
| SCD100577 | RET - ROUND ROSETTE FOR FLEXIBLE PIPE 70 TO PROTECT PIPE - INNER Diam. 60 mm - GREY - RET 70-GREY  | PCS  | 1              |
| SCD100581 | RET- ROUND ROSETTE FOR FLEXIBLE PIPE 100 TO PROTECT PIPE - INNER Diam. 80 mm - WHITE               | PCS  | 1              |
| SCD100582 | RET - ROUND ROSETTE FOR FLEXIBLE PIPE 100 TO PROTECT PIPE - INNER Diam. 80 mm - BLACK              | PCS  | 1              |
| SCD100583 | RET - ROUND ROSETTE FOR FLEXIBLE PIPE 100 TO PROTECT PIPE - INNER Diam. 80 mm - GREY               | PCS  | 1              |

**SQUARE AESTHETIC ROSETTE KIT WITH FLEXIBLE HOSE AND EXTERNAL UNIT CONNECTION FITTING IN ANTI-UV RUBBER**

**TECHNICAL SPECIFICATIONS**

- Shockproof and UVA-resistant plastic
- Paintable

**KIT 70 CONSISTING OF:**

- 1 Square Terminal 70
- 1 piece of 700 mm flexible hose - inner Ø60 mm
- 1 Connection fitting for outdoor unit in anti-UV rubber
- Available colours: white - grey - black

**KIT 100 CONSISTING OF:**

- 1 Square Terminal 100
- 1 piece of 700 mm flexible hose - inner Ø80 mm
- 1 Connection fitting for outdoor unit in anti-UV rubber
- Available colours: white - grey - black

**KIT ROSACE ESTHÉTIQUE CARRÉE AVEC TUBE FLEXIBLE ET RACCORD DE RACCORDEMENT UNITÉ EXTERNE EN CAOUTCHOUC ANTI-UV**

**CARACTÉRISTIQUES TECHNIQUES**

- Matière plastique antichoc et anti-UVA
- Peut être peint

**KIT 70 COMPRENANT :**

- 1 extrémité carrée 70
- 1 tube flexible de 700 mm - Ø60 mm interne
- 1 raccord de raccordement unité externe en caoutchouc anti-UV
- Disponible dans les couleurs : blanc - gris - noir

**KIT 100 COMPRENANT :**

- 1 extrémité carrée 100
- 1 tube flexible de 700 mm - Ø80 mm interne
- 1 raccord de raccordement unité externe en caoutchouc anti-UV
- Disponible dans les couleurs : blanc - gris - noir

**BAUSATZ QUADRATISCHE DESIGN-ROSETTE MIT SCHLAUCH UND ANSCHLUSS FÜR DAS AUßENGERÄT AUS UV-BESTÄNDIGEM GUMMI**

**TECHNISCHE EIGENSCHAFTEN**


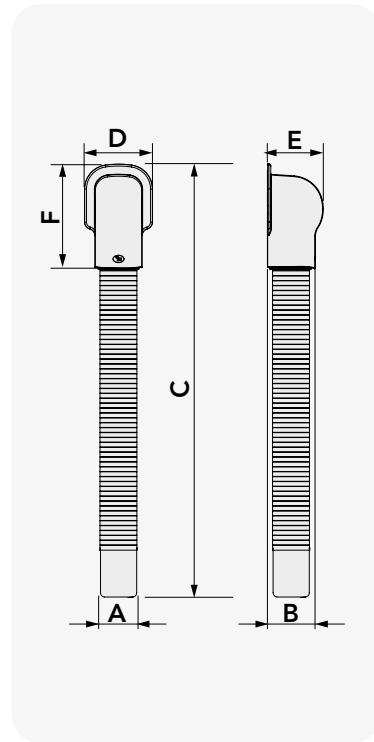
- Stoßfestes und UVA-beständiges Kunststoffmaterial
- Lackierbar

**BAUSATZ 70 BESTEHEND AUS:**

- 1 quadratischen Wandabschluss 70
- 1 Schlauch von 700 mm - Ø 60 mm innen
- 1 Anschluss für Außengerät aus UV-beständigem Gummi
- Erhältlich in den Farben: Weiß - Grau - Schwarz

**BAUSATZ 100 BESTEHEND AUS:**

- 1 quadratischen Wandabschluss 100
- 1 Schlauch von 700 mm - Ø80 mm innen
- 1 Anschluss für Außengerät aus UV-beständigem Gummi
- Erhältlich in den Farben: Weiß - Grau - Schwarz



| DIMENSIONS [mm] |    |     |     |     |     |     |    |
|-----------------|----|-----|-----|-----|-----|-----|----|
| CODE            | A  | B   | C   | D   | E   | F   | Ø  |
| SCD100548       | 64 | 78  | 960 | 118 | 95  | 190 | 60 |
| SCD100549       | 64 | 78  | 960 | 118 | 95  | 190 | 60 |
| SCD100550       | 64 | 78  | 960 | 118 | 95  | 190 | 60 |
| SCD100554       | 84 | 100 | 990 | 146 | 116 | 222 | 80 |
| SCD100555       | 84 | 100 | 990 | 146 | 116 | 222 | 80 |
| SCD100556       | 84 | 100 | 990 | 146 | 116 | 222 | 80 |

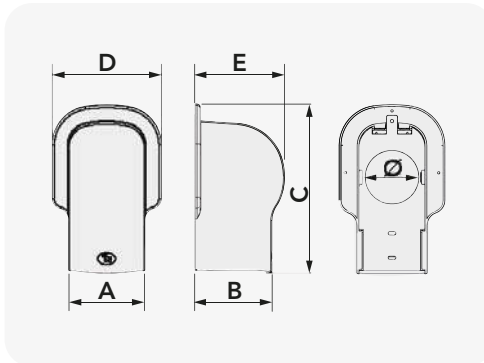
| CODE      | DESCRIPTION   | U.M. | Pieces per box |
|-----------|---|------|----------------|
| SCD100548 | KRQ - SQUARE FLANGE KIT + FLEXIBLE HOSE 70 HOSE PROTECTION - INNER DIAMETER 60mm + EXTERNAL UNIT CONNECTION FITTING IN RUBBER, DIAMETER 60mm WHITE  | KIT  | 1              |
| SCD100549 | KRQ - SQUARE FLANGE KIT + FLEXIBLE HOSE 70 HOSE PROTECTION - INNER DIAMETER 60mm + EXTERNAL UNIT CONNECTION FITTING IN RUBBER, DIAMETER 60mm BLACK  | KIT  | 1              |
| SCD100550 | KRQ - SQUARE FLANGE KIT + FLEXIBLE HOSE 70 HOSE PROTECTION - INNER DIAMETER 60mm + EXTERNAL UNIT CONNECTION FITTING IN RUBBER, DIAMETER 60mm GREY   | KIT  | 1              |
| SCD100554 | KRQ - SQUARE FLANGE KIT + FLEXIBLE HOSE 100 HOSE PROTECTION - INNER DIAMETER 80mm + EXTERNAL UNIT CONNECTION FITTING IN RUBBER, DIAMETER 80mm WHITE | KIT  | 1              |
| SCD100555 | KRQ - SQUARE FLANGE KIT + FLEXIBLE HOSE 100 HOSE PROTECTION - INNER DIAMETER 80mm + EXTERNAL UNIT CONNECTION FITTING IN RUBBER, DIAMETER 80mm BLACK | KIT  | 1              |
| SCD100556 | KRQ - SQUARE FLANGE KIT + FLEXIBLE HOSE 100 HOSE PROTECTION - INNER DIAMETER 80mm + EXTERNAL UNIT CONNECTION FITTING IN RUBBER, DIAMETER 80mm GREY  | KIT  | 1              |



SQUARE ROSETTE FOR FLEXIBLE HOSE Ø 60/80 MM

ROSACE ESTHÉTIQUE CARRÉE POUR TUBE FLEXIBLE Ø INTERNE 60/80 MM

QUADRATISCHE DESIGN-ROSETTE FÜR SCHLAUCH, Ø INNEN 60/80 MM



| CODE      | DIMENSIONS [mm] |     |     |     |     |    |
|-----------|-----------------|-----|-----|-----|-----|----|
|           | A               | B   | C   | D   | E   | Ø  |
| SCD100572 | 78              | 78  | 190 | 118 | 95  | 60 |
| SCD100573 | 78              | 78  | 190 | 118 | 95  | 60 |
| SCD100574 | 78              | 78  | 190 | 118 | 95  | 60 |
| SCD100578 | 102             | 100 | 222 | 146 | 116 | 80 |
| SCD100579 | 102             | 100 | 222 | 146 | 116 | 80 |
| SCD100580 | 102             | 100 | 222 | 146 | 116 | 80 |

With screws included



| CODE      | DESCRIPTION  | U.M. | Pieces per box |
|-----------|--|------|----------------|
| SCD100572 | REQ - SQUARE ROSETTE FOR FLEXIBLE PIPE 70 TO PROTECT PIPE - INNER Diam. 60 mm - WHITE  | PCS  | 1              |
| SCD100573 | REQ - SQUARE ROSETTE FOR FLEXIBLE PIPE 70 TO PROTECT PIPE - INNER Diam. 60 mm - WHITE  | PCS  | 1              |
| SCD100574 | REQ - SQUARE ROSETTE FOR FLEXIBLE PIPE 70 TO PROTECT PIPE - INNER Diam. 60 mm - WHITE  | PCS  | 1              |
| SCD100578 | REQ - SQUARE ROSETTE FOR FLEXIBLE PIPE 100 TO PROTECT PIPE - INNER Diam. 80 mm - WHITE | PCS  | 1              |
| SCD100579 | REQ - SQUARE ROSETTE FOR FLEXIBLE PIPE 100 TO PROTECT PIPE - INNER Diam. 80 mm - WHITE | PCS  | 1              |
| SCD100580 | REQ - SQUARE ROSETTE FOR FLEXIBLE PIPE 100 TO PROTECT PIPE - INNER Diam. 80 mm - GREY  | PCS  | 1              |

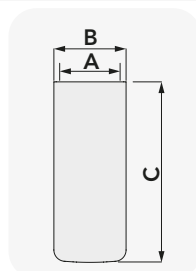
[Datasheet](#)



CONNECTION FITTING FOR OUTDOOR UNIT IN ANTI-UV RUBBER Ø 60/80 MM

RACCORD DE RACCORDEMENT UNITÉ EXTERNE EN CAOUTCHOUC ANTI-UV DE Ø 60/80 MM

ANSCHLUSS FÜR AUSSENGERÄT AUS UV-BESTÄNDIGEM GUMMI Ø 60/80 MM



| CODE      | DESCRIPTION   | DIMENSIONS [mm] |             |     | U.M. | Pieces per box |
|-----------|---|-----------------|-------------|-----|------|----------------|
|           |   | A Ø INTERNO     | B Ø ESTERNO | C   |      |                |
| SCD100602 | RCG - RUBBER CONNECTION FITTING 70 TO CONNECT THE OUTDOOR UNIT - INNER Diam. 60 mm - WHITE  | 60              | 64          | 160 | PCS  | 1              |
| SCD100603 | RCG - RUBBER CONNECTION FITTING 70 TO CONNECT THE OUTDOOR UNIT - INNER Diam. 60 mm - BLACK  | 60              | 64          | 160 | PCS  | 1              |
| SCD100604 | RCG - RUBBER CONNECTION FITTING 70 TO CONNECT THE OUTDOOR UNIT - INNER Diam. 60 mm - GREY   | 60              | 64          | 160 | PCS  | 1              |
| SCD100605 | RCG - RUBBER CONNECTION FITTING 100 TO CONNECT THE OUTDOOR UNIT - INNER Diam. 80 mm - WHITE | 80              | 84          | 160 | PCS  | 1              |
| SCD100606 | RCG - RUBBER CONNECTION FITTING 100 TO CONNECT THE OUTDOOR UNIT - INNER Diam. 80 mm - BLACK | 80              | 84          | 160 | PCS  | 1              |
| SCD100607 | RCG - RUBBER CONNECTION FITTING 100 TO CONNECT THE OUTDOOR UNIT - INNER Diam. 80 mm - GREY  | 80              | 84          | 160 | PCS  | 1              |

[Datasheet](#)



## 🇬🇧 FLEXIBLE HOSE PROTECTION

### TECHNICAL SPECIFICATIONS

- Flexible hose in anti UV PP inner Ø60 or Ø80
- Available colours: white - grey - black
- Length 10m

## 🇫🇷 TUBE FLEXIBLE DE PROTECTION DES TUBES

### CARACTÉRISTIQUES TECHNIQUES

- Tube flexible en PP anti-UV Ø60 ou Ø80 interne
- Disponible dans les couleurs : blanc, noir, gris
- Longueur 10 m

## 🇩🇪 SCHLAUCH SCHLAUCH-SCHUTZ

### TECHNISCHE EIGENSCHAFTEN

- Schlauch aus UV-beständigem PP Ø60 oder Ø80 innen
- Erhältlich in den Farben: Weiß: Schwarz, Grau
- Länge 10 m



| CODE      | DESCRIPTION   | Ø PIPE | U.M. | Pieces per box |
|-----------|---|--------|------|----------------|
| SCD100596 | TFPT - FLEXIBLE PIPE 70 TO PROTECT HOSES - INNER Diam. 60 mm - 10 meters - WHITE  | 60     | PCS  | 1              |
| SCD100597 | TFPT - FLEXIBLE PIPE 70 TO PROTECT HOSES - INNER Diam. 60 mm - 10 meters - BLACK  | 60     | PCS  | 1              |
| SCD100598 | TFPT - FLEXIBLE PIPE 70 TO PROTECT HOSES - INNER Diam. 60 mm - 10 meters - GREY   | 60     | PCS  | 1              |
| SCD100599 | TFPT - FLEXIBLE PIPE 100 TO PROTECT HOSES - INNER Diam. 80 mm - 10 meters - WHITE | 60     | PCS  | 1              |
| SCD100600 | TFPT - FLEXIBLE PIPE 100 TO PROTECT HOSES - INNER Diam. 80 mm - 10 meters - BLACK | 60     | PCS  | 1              |
| SCD100601 | TFPT - FLEXIBLE PIPE 100 TO PROTECT HOSES - INNER Diam. 80 mm - 10 meters - GREY  | 60     | PCS  | 1              |

Datasheet



## 🇬🇧 UNIVERSAL FINISH FLANGE

### TECHNICAL SPECIFICATIONS

- High finish for holes from Ø 62 to Ø 100 mm
- Rear springs supplied

## 🇫🇷 BRIDE DE FINITION UNIVERSELLE

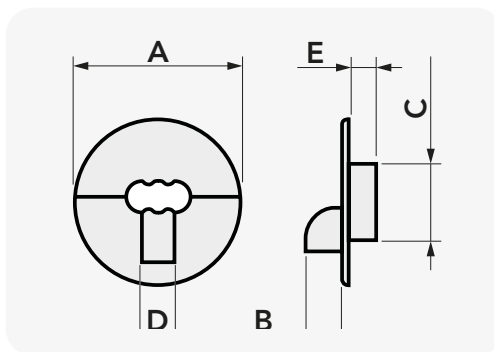
### CARACTÉRISTIQUES TECHNIQUES

- Finition haute pour les trous de Ø 62 à Ø 100 mm
- Ressorts arrière fournis

## 🇩🇪 UNIVERSELLE VEREDELUNGS FLANSCH

### TECHNISCHE EIGENSCHAFTEN

- Hochwertige Verarbeitung für Bohrungen von Ø 62 bis Ø 100 mm
- Hintere Federn im Lieferumfang enthalten



Datasheet



| CODE      | DESCRIPTION                                  | DIMENSIONS [mm] |      |        |    |    | U.M. | Pieces per box |
|-----------|--|-----------------|------|--------|----|----|------|----------------|
|           |  | A               | B    | C      | D  | E  |      |                |
| N11122000 | "RFE" UNIVERSAL WALL FLANGE - NEW LINE - RFE | 130             | 27,5 | 62~100 | 28 | 21 | PCS  | 5              |

**UNIVERSAL TEAR-PROOF FLANGE**

**BRIDE ANTI-DÉCHIRURE UNIVERSELLE**

**UNIVERSAL REISSFESTE FLANSCH**

**TECHNICAL SPECIFICATIONS**

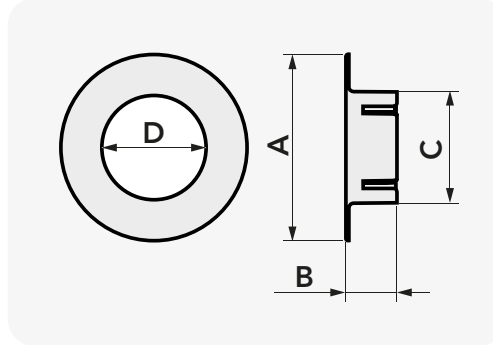
- For holes from Ø 62 to Ø 74 mm
- Rear springs supplied

**CARACTÉRISTIQUES TECHNIQUES**

- Pour trous de Ø 62 à Ø 74 mm
- Ressorts arrière fournis

**TECHNISCHE EIGENSCHAFTEN**

- Für Bohrungen von Ø 62 bis Ø 74 mm
- Hintere Federn im Lieferumfang enthalten



[Datasheet](#)



| CODE      | DESCRIPTION  | DIMENSIONS [mm] |      |       |    | U.M. | Pieces per box |
|-----------|--|-----------------|------|-------|----|------|----------------|
|           |  | A               | B    | C     | D  |      |                |
| N11122001 | "RA" UNIVERSAL GROMMET WALL FLANGE - NEW LINE - RA | 100             | 26,5 | 62-74 | 57 | PCS  | 5              |

**DUCT FIXING**

**FIXATION POUR GOULOTTE**

**KANALBEFESTIGUNG**

MADE IN ITALY



[Datasheet](#)



| CODE     | DESCRIPTION      | U.M. | Pieces per box |
|----------|------------------|------|----------------|
| 11125015 | TRUNKING FIXINGS | PCS  | 10             |

**TEAR-PROOF KIT**

**KIT ANTI-DÉCHIRURE KA**

**REISSFESTER BAUSATZ**

**TECHNICAL SPECIFICATIONS**

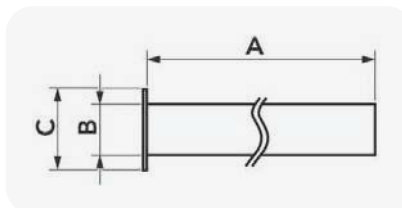
- Stiff, shockproof, anti-UVA and recyclable PVC
- Kit consisting of: 1 RA locking rosette and 1 pipe feedthrough
- Heat shrink barcode packaging

**CARACTÉRISTIQUES TECHNIQUES**

- PVC rigide résistant aux chocs, anti-UVA et recyclable
- Kit composé de: n° 1 rosace anti-déchirure RA et n° 1 tuyau de passage de tubes
- Emballage avec codes à barres thermorétractables

**TECHNISCHE EIGENSCHAFTEN**

- Starres und stoßfestes aus PVC, UVA-Strahlen-beständig und recycled.
- Kit bestehend aus: 1 RA Risschutzrossette und 1 Rohrdurchgang
- Rohrdurchgang Barcode-Schrumpfpackung



[Datasheet](#)



| CODE      | DESCRIPTION                      | COLOUR | DIMENSIONS [mm] |    |     | U.M. | Pieces per box |
|-----------|----------------------------------|--------|-----------------|----|-----|------|----------------|
|           |                                  |        | A               | B  | C   |      |                |
| SCD100260 | TEAR-PROOF KIT - IVORY L.500 MM  | IVORY  | 500             | 62 | 100 | KIT  | 1              |
| SCD100261 | TEAR-PROOF KIT - WHITE L.500 MM  | WHITE  | 500             | 62 | 100 | KIT  | 1              |
| SCD100262 | TEAR-PROOF KIT - WHITE L.1000 MM | WHITE  | 1000            | 62 | 100 | KIT  | 1              |
| SCD100263 | TEAR-PROOF KIT - IVORY L.1000 MM | IVORY  | 1000            | 62 | 100 | KIT  | 1              |

## UNIVERSAL TEAR-PROOF KIT PLUS FINISHING SURROUND

### TECHNICAL SPECIFICATIONS

- Stiff, shockproof, anti-UVA and recyclable PVC
- Kit consisting of: 1 wall sleeve kit and 1 RFE exterior finish rosette
- Heat shrink barcode packaging

## KIT UNIVERSEL ANTI-DÉCHIRURE PLUS ROSACE DE FINITION


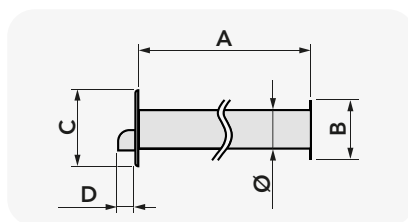
### CARACTÉRISTIQUES TECHNIQUES

- PVC rigide résistant aux chocs, anti-UVA et recyclable
- Kit composé de: 1 kit anti-déchirure KA et 1 rosace de finition externe RFE
- Emballage avec codes à barres thermorétractables

## UNIBERSELLER REISSFESTER BAUSATZ PLUS VEREDELUNGSRÖSETTE

### TECHNISCHE EIGENSCHAFTEN

- Starres und stoßfestes aus PVC, UVA-Strahlen-beständig und recycled.
- Kit bestehend aus: 1 KA Risschutz-Kit und 1 RFE-Außenveredelungsrosette
- Rohrdurchgang Barcode-Schrumpfpackung



| CODE      | DESCRIPTION  | DIMENSIONS [mm] |     |     |      |    | U.M. | Pieces per box |
|-----------|--|-----------------|-----|-----|------|----|------|----------------|
|           |  | A               | B   | C   | D    | Ø  |      |                |
| SCD100126 | UNIVERSAL TEAR-PROOF KIT PLUS FINISHING SURROUND WHITE L. 500  | 500             | 100 | 130 | 27,5 | 62 | KIT  | 1              |
| SCD100264 | UNIVERSAL TEAR-PROOF KIT PLUS FINISHING SURROUND WHITE L. 1000 | 1000            | 100 | 130 | 27,5 | 62 | KIT  | 1              |


Datasheet



## CABLE TIE FOR FIXING PIPES IN DUCT

## COLLIER POUR FIXER LES TUYAUX DANS GOULOTTE

## KABEL- ODER ROHRVERBINDER IM KANAL



MADE IN ITALY

| CODE     | DESCRIPTION                                   | U.M. | Pieces per box |
|----------|---|------|----------------|
| 11125010 | TIES FOR FASTENING PIPES IN TRUNKING T-60     | PCS  | 10             |
| 11125000 | TIES FOR FASTENING PIPES IN TRUNKING T-72/100 | PCS  | 10             |

Datasheet



## UNIVERSAL DUCT CUTTING PLIERS - EXCELLENS

## PINCE UNIVERSELLE DÉCOUPE GOULOTTE - EXCELLENS

## UNIVERSAL-KABELKANALZANGE - EXCELLENS



| CODE      | DESCRIPTION                      | U.M. | Pieces per box |
|-----------|----------------------------------|------|----------------|
| SCC100003 | UNIVERSAL TRUNKING CUTTING PLIER | PCS  | 1              |

Datasheet



## WHY INSTALL PROFESSIONAL TRUNKINGS AND ACCESSORIES?

### NEW INNOVATIVE MATERIAL FOR AN EXTRAORDINARY RESULT

The Optima trunking series, available in 5 sizes (35, 62, 75, 102, 135), is the most refined and functional one on the market today.

The Optima TB model, equipped with a four-way spirit level, further emphasises the qualities of a product that was created with the common goal of the entire range: to offer quick, simple and concrete solutions to installation problems, while at the same time giving a pleasant aesthetic result which harmonises with current design trends.

The Optima Full Cover trunkings have a completely enveloping cover that closes flush with the wall. A practical protective film is applied to the cover to be removed when the work is completed. The removable film is used to protect the trunking during the installation phase. Once the operation is completed, it will be removed ensuring cleanliness of the duct itself.



Patented model



Anti UV rays



High resistance



Paintable models



Lead free

# Optima

Always a perfect solution

  
MADE IN ITALY

 **EPD**  
INTERNATIONAL EPD SYSTEM

ACCESSORY WITH SNAP-TOGETHER BASE AND COVER

TRUNKING WITH CLIP-TOGETHER CENTRAL LOCKING

VERSION WITH PROTECTIVE FILM AVAILABLE

FOCUS ON DESIGNING HIGHLY FUNCTIONAL DETAILS

RAW MATERIAL: SHOCK AND UV - RESISTANT RIGID PLASTIC MATERIAL

BASE WITH PRE-PUNCHED SLOTS FOR WALL MOUNTING

PAINTABLE

ROUNDED BASE AND COVER



# PVC Cleaner

Ideal for cleaning trunking and accessories.

For codes see page 279

Smart Klima 

## DUCT WITH LEVEL

### TECHNICAL SPECIFICATIONS

- Rigid shockproof PVC, anti-UVA, white
- Sharp-edged bottom
- Pre-punched slots for wall mounting
- Four-way sliding spirit level supplied on each 2m bar
- Prepared for insertion of the mini pumps Easy Flow, Easy One, Aqua Split (only model TB 75-OPT)
- Central closure with patented accidental anti-release
- Rounded cover
- Bar length 2 m
- Paintable with light-colored paints• Operating temperature -20°C / +60°C

## GOULOTTE AVEC BULLE

### CARACTÉRISTIQUES TECHNIQUES

- PVC rigide anti-choc, anti-UVA blanc
- Fond à bords vifs
- Équipé de fentes pour le montage mural
- Bulle coulissante à quatre voies fournie sur chaque barre de 2 m
- Prêdisposée pour l'insertion des mini pompes Easy Flow, Easy One, Aqua Split (modèle TB 75-OPT uniquement)
- Fermeture centrale avec brevet anti-déblocage accidentel
- Couvercle arrondi
- Longueur de la barre 2 m
- Peignable avec des couleurs claires
- Température de fonctionnement -20°C / +60°C

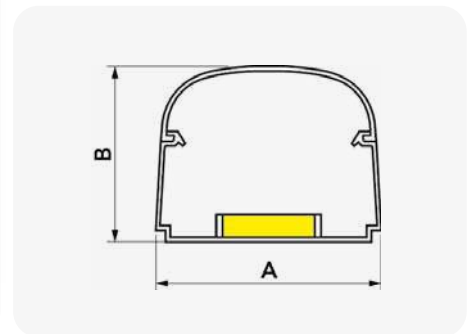
## KANAL MIT LIBELLE

### TECHNISCHE EIGENSCHAFTEN


- Starres und stoßfestes aus Kunststoffmaterial, UVA-Strahlenbeständig und recycled
- kantenförmiger Boden
- Vorgeöst für die Wandmontage
- Vier-Wege-Schiebe-Libelle auf jeder 2 m Stange, im Lieferumfang enthalten
- Vorbereitet für das Einsetzen von Easy Flow, Easy One, Aqua Split Minipumpen (nur Modell TB 75-OPT)
- Zentralverriegelung mit patentiertem Schutz gegen versehentliches Aushaken
- Abgerundete Abdeckung
- Stablänge 2 m
- Mit hellen Farben lackierbar
- Betriebstemperatur -20°C / +60°C




 WHITE




## Applications




**TRUNKING TB 62 - OTP**  
Suitable for mono split installation



**TRUNKING TB 75 - OTP**  
Suitable for mono split or dual split installation






**TRUNKING TB 102 - OTP**  
Suitable for maximum 4 splits installation



Datasheet



| MODEL        | CODE       | MIN. QUANTITY  | DIMENSIONS |        | U.M. |  Pieces per box |  U.M. Box |  U.M. Pallet |
|--------------|------------|----------------|------------|--------|------|--|--|---|
|              |            |                | A [mm]     | B [mm] |      |  |  |   |
| TB 62 - OPT  | B-11130062 | 14 PCS. = 28 m | 62         | 46     | PCS  | 14   | 14   | 392   |
| TB 75 - OPT  | B-11130075 | 10 PCS. = 20 m | 74         | 56     | PCS  | 10   | 10   | 280   |
| TB 102 - OPT | B-11130100 | 7 PCS. = 14 m  | 100        | 66     | PCS  | 7  | 7  | 196   |

## STANDARD DUCT

### TECHNICAL SPECIFICATIONS

- Impact-resistant and UV-resistant plastic material
- Sharp-edged bottom
- Pre-punched slots for wall mounting
- Prepared for insertion of the mini pumps Easy Flow, Easy One, Aqua Split (only model T 75-OPT)
- Central closure with patented accidental anti-release
- Rounded cover
- Bar length 2 m
- Paintable with light-colored paints
- Operating temperature -20°C / +60°C

## GOULOTTE STANDARD

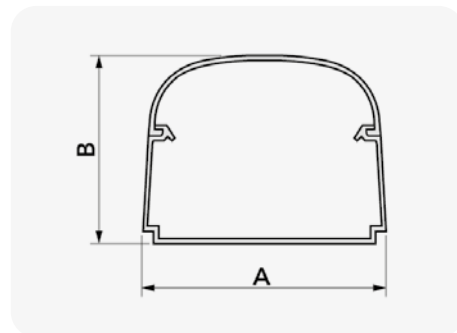
### CARACTÉRISTIQUES TECHNIQUES

- PVC rigide anti-choc, anti-UVA blanc
- Fond à bords vifs
- Équipé de fentes pour le montage mural
- Prédiseignée pour l'insertion des mini pompes Easy Flow, Easy One, Aqua Split (modèle T 75-OPT uniquement)
- Fermeture centrale avec brevet anti-déblocage accidentel
- Couvercle arrondi
- Longueur de la barre 2 m
- Peignable avec des couleurs claires
- Température de fonctionnement -20°C / +60°C


## STANDARDKANAL

### TECHNISCHE EIGENSCHAFTEN

- Stoß- und UV-beständiges Kunststoffmaterial • kantenförmiger Boden
- Vorgeöst für die Wandmontage
- Vorbereitet für das Einsetzen von Easy Flow, Easy One, Aqua Split Minipumpen (nur Modell T 75-OPT)
- Zentralverriegelung mit patentiertem Schutz gegen versehentliches Aushaken
- Abgerundete Abdeckung
- Stablänge 2 m
- Mit hellen Farben lackierbar
- Betriebstemperatur -20°C / +60°C




## Applications




### TRUNKING T35 - OPT-FC

Suitable for condensate drain pipe and electrical cables




### TRUNKING T62 - OPT-FC

Suitable for mono split installation




### TRUNKING T75 - OPT-FC

Suitable for mono split or dual split installation



### TRUNKING T102 - OPT-FC

Suitable for maximum 3 splits installation



### TRUNKING T135 - OPT-FC

Suitable for maximum 4 splits installation

Datasheet



| MODEL       | MIN. QUANTITY  | WHITE     | GREY      | BLACK     | DIMENSIONS [mm] |    | U.M. | Pieces per box | U.M. Box | U.M. Pallet |
|-------------|----------------|-----------|-----------|-----------|-----------------|----|------|----------------|----------|-------------|
|             |                | CODE      | CODE      | CODE      | A               | B  |      |                |          |             |
| T 35 - OPT  | 40 PCS. = 80 m | SCD100136 | -         | -         | 32              | 28 | PCS  | 40             | 40       | 1120        |
| T 62 - OPT  | 18 PCS. = 36 m | 11130062  | -         | -         | 62              | 46 | PCS  | 18             | 18       | 504         |
| T 75 - OPT  | 14 PCS. = 28 m | 11130075  | SCD100620 | SCD100610 | 74              | 56 | PCS  | 14             | 14       | 392         |
| T 102 - OPT | 8 PCS. = 16 m  | 11130100  | SCD100621 | SCD100611 | 100             | 66 | PCS  | 8              | 8        | 224         |
| T 135 - OPT | 4 PCS. = 8 m   | SCD100123 | SCD100622 | SCD100612 | 135             | 82 | PCS  | 4              | 4        | -           |

# OPTIMA TP FULL COVER

MADE IN ITALY



EPD INTERNATIONAL EPD SYSTEM

## DUCT WITH PROTECTIVE FILM

### TECHNICAL SPECIFICATIONS

- Rigid shockproof PVC, anti-UVA, white
- Sharp-edged bottom
- Pre-punched slots for wall mounting
- Prepared for insertion of the mini pumps Easy Flow, Easy One, Aqua Split (only model TP 75-OPT-FC)
- Wall-mounted flush closure
- Rounded cover
- Cover with transparent blue protective film in low density polyethylene
- Bar length 2 m
- Paintable with light-colored paints
- Operating temperature -20°C / +60°C

## CONDUIT AVEC FILM DE PROTECTION OPTIMA TP FULL COVER


### CARACTÉRISTIQUES TECHNIQUES

- PVC rigide anti-choc, anti-UVA blanc
- Fond à bords vifs
- Équipé de fentes pour le montage mural
- Prédiseignée pour l'insertion des mini pompes Easy Flow, Easy One, Aqua Split (modèle TP 75-OPT-FC uniquement)
- Fermeture au ras du mur
- Couvercle arrondi
- Couvercle avec film protecteur en polyéthylène basse densité bleu transparent
- Longueur de la barre 2 m
- Peignable avec des couleurs claires
- Température de fonctionnement -20°C / +60°C

## KANAL MIT SCHUTZFOLIE

### TECHNISCHE EIGENSCHAFTEN

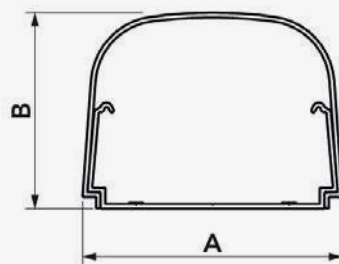
- Starres und stoßfestes aus Kunststoffmaterial, UVA-Strahlenbeständig und recycled
- kantenförmiger Boden
- Vorgeöst für die Wandmontage
- Vorbereitet für das Einsetzen von Easy Flow, Easy One, Aqua Split Minipumpen (nur Modell TP 75-OPT-FC)
- Mit Wand bündiger Verschluss
- Abgerundete Abdeckung
- Abdeckung mit transparenter blauer Schutzfolie aus Polyethylen, mit niedriger Dichte
- Stablänge 2 m
- Mit hellen Farben lackierbar
- Betriebstemperatur -20°C / +60°C



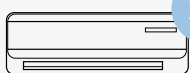
Removable film

Cover with transparent blue protective film in low density polyethylene

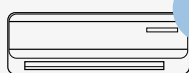
WHITE



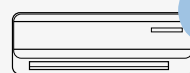
## Applications



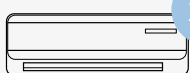
**TRUNKING TP62 - OPT-FC**  
Suitable for mono split installation



**TRUNKING TP75 - OPT-FC**  
Suitable for mono split or dual split installation



**TRUNKING TP102 - OPT-FC**  
Suitable for maximum 3 splits installation



**TRUNKING TP135 - OPT-FC**  
Suitable for maximum 4 splits installation

Datasheet



| MODEL           | CODE      | MIN. QUANTITY  | DIMENSIONS |        | U.M. | Pieces per box | U.M. Box | U.M. Pallet |
|-----------------|-----------|----------------|------------|--------|------|----------------|----------|-------------|
|                 |           |                | A [mm]     | B [mm] |      |                |          |             |
| TP 62 - OPT-FC  | SCD100105 | 12 PCS. = 24 m | 62         | 46     | PCS  | 12             | 12       | 288         |
| TP 75 - OPT-FC  | SCD100106 | 8 PCS. = 16 m  | 74         | 56     | PCS  | 8              | 8        | 192         |
| TP 102 - OPT-FC | SCD100107 | 6 PCS. = 12 m  | 100        | 66     | PCS  | 6              | 6        | 144         |
| TP 135 - OPT-FC | SCD100125 | 4 PCS. = 8 m   | 135        | 82     | PCS  | 4              | 4        | -           |

# OPTIMA T FULL COVER

MADE IN ITALY



DUCT

## TECHNICAL SPECIFICATIONS

- Rigid shockproof PVC, anti-UVA, white
- Sharp-edged bottom
- Pre-punched slots for wall mounting
- Prepared for insertion of the mini pumps Easy Flow, Easy One, Aqua Split (only model T 75-OPT-FC)
- Wall flush closure
- Rounded cover
- Bar length 2 m
- Paintable with light-colored paints
- Operating temperature -20°C / +60°C



CONDUIT OPTIMA T FULL COVER

## CARACTÉRISTIQUES TECHNIQUES

- Matériau plastique rigide résistant aux chocs, anti-UVA et recyclable
- Fond à bords vifs
- Équipé de fentes pour le montage mural
- Prédiseignée pour l'insertion des mini pompes Easy Flow, Easy One, Aqua Split (modèle T 75-OPT-FC uniquement)
- Fermeture au ras du mur
- Couvercle arrondi
- Longueur de la barre 2 m
- Peignable avec des couleurs claires
- Température de fonctionnement -20°C / +60°C



KANAL

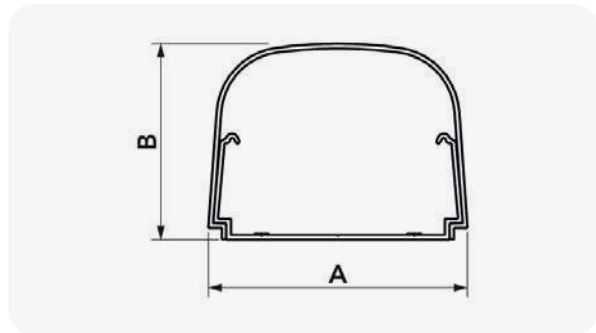
## TECHNISCHE EIGENSCHAFTEN

- Starres und stoßfestes aus Kunststoffmaterial, UVA-Strahlenbeständig und recycled
- kantenförmiger Boden
- Vorgeöst für die Wandmontage
- Vorbereitet für das Einsetzen von Easy Flow, Easy One, Aqua Split Minipumpen (nur Modell T 75-OPT-FC)
- Mit Wand bündiger Verschluss
- Abgerundete Abdeckung
- Stablänge 2 m
- Mit hellen Farben lackierbar
- Betriebstemperatur -20°C / +60°C



Wall-flush closing

WHITE



## Applications

x1

**TRUNKING TP62 - OPT-FC**  
Suitable for mono split installation

x2

**TRUNKING TP75 - OPT-FC**  
Suitable for mono split or dual split installation

x3

**TRUNKING TP102 - OPT-FC**  
Suitable for maximum 3 splits installation

x4

**TRUNKING TP135 - OPT-FC**  
Suitable for maximum 4 splits installation

Datasheet



| MODEL          | CODE      | MIN. QUANTITY  | DIMENSIONS |        | U.M. | Pieces per box | U.M. Box | U.M. Pallet |
|----------------|-----------|----------------|------------|--------|------|----------------|----------|-------------|
|                |           |                | A [mm]     | B [mm] |      |                |          |             |
| T 62 - OPT-FC  | SCD100102 | 12 PCS. = 24 m | 62         | 46     | PCS  | 12             | 12       | 288         |
| T 75 - OPT-FC  | SCD100103 | 8 PCS. = 16 m  | 74         | 56     | PCS  | 8              | 8        | 192         |
| T 102 - OPT-FC | SCD100104 | 6 PCS. = 12 m  | 100        | 66     | PCS  | 6              | 6        | 144         |
| T 135 - OPT-FC | SCD100124 | 4 PCS. = 8 m   | 135        | 82     | PCS  | 4              | 4        | -           |



Always a perfect solution



## GENERAL TECHNICAL CHARACTERISTICS FOR ACCESSORIES OF THE OPTIMA LINE

- Recyclable, white, shockproof and anti-UVA eco-PVC
- Innovative design
- Ultra-fast interlocking fastening system
- Large outer flange
- Hole covers
- Extremely high outer finish
- Heat shrink barcode packaging
- Paintable with light-colored paints
- Operating temperature -20 °C / +60 °C

 **PAINTABLE**



**PVC Cleaner**

Ideal for cleaning trunking and accessories.

For codes see page 279

# OPTIMA TMR

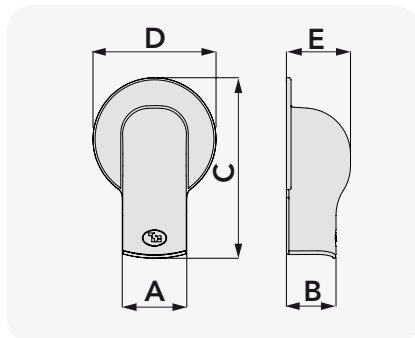
MADE IN ITALY

EPD  
INTERNATIONAL EPD SYSTEM


 FLANGED ROUND WALL  
TERMINAL

 EXTRÉMITÉ MURALE À BRIDE  
RONDE


 WANDABSCHLUSSPROFIL MIT  
RUNDEM FLANSCH



 WHITE  BLACK  GREY



Large external flange with  
an innovative round shape

| MODEL         | WHITE     | GREY      | BLACK     | DIMENSIONS [mm] |    |     |     |     | U.M. |  Pieces per box |
|---------------|-----------|-----------|-----------|-----------------|----|-----|-----|-----|------|--|
|               | CODE      | CODE      | CODE      | A               | B  | C   | D   | E   |      |  |
| TMR 62 - OPT  | SCD100244 | -         | -         | 63              | 48 | 176 | 120 | 62  | PCS  | 5  |
| TMR 75 - OPT  | SCD100245 | SCD100253 | SCD100266 | 77              | 58 | 207 | 140 | 75  | PCS  | 5  |
| TMR 102 - OPT | SCD100246 | SCD100254 | SCD100267 | 100             | 67 | 237 | 170 | 85  | PCS  | 3  |
| TMR 135 - OPT | SCD100247 | SCD100255 | SCD100268 | 135             | 84 | 277 | 212 | 100 | PCS  | 3  |

Datasheet



# OPTIMA TMQ

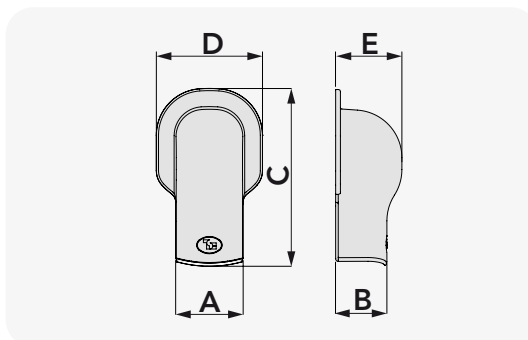
MADE IN ITALY

EPD  
INTERNATIONAL EPD SYSTEM

 FLANGED SQUARE WALL  
TERMINAL

 EXTRÉMITÉ MURALE À BRIDE  
CARRÉE

 WANDABSCHLUSSPROFIL MIT  
QUADRATISCHEM FLANSCH



 WHITE  BLACK  GREY

| MODEL         | WHITE     | GREY      | BLACK     | DIMENSIONS [mm] |    |     |     |     | U.M. |  Pieces per box |
|---------------|-----------|-----------|-----------|-----------------|----|-----|-----|-----|------|--|
|               | CODE      | CODE      | CODE      | A               | B  | C   | D   | E   |      |  |
| TMQ 62 - OPT  | SCD100248 | -         | -         | 35              | 28 | 77  | 56  | 32  | PCS  | 5  |
| TMQ 75 - OPT  | SCD100249 | SCD100257 | SCD100270 | 77              | 58 | 193 | 113 | 75  | PCS  | 5  |
| TMQ 102 - OPT | SCD100250 | SCD100258 | SCD100271 | 100             | 69 | 222 | 140 | 85  | PCS  | 3  |
| TMQ 135 - OPT | SCD100251 | SCD100259 | SCD100272 | 135             | 84 | 262 | 181 | 100 | PCS  | 3  |
| TM 35 - OPT   | SCD100144 | -         | -         | 35              | 28 | 77  | 56  | 32  | PCS  | 20   |

Datasheet



# OPTIMA TA

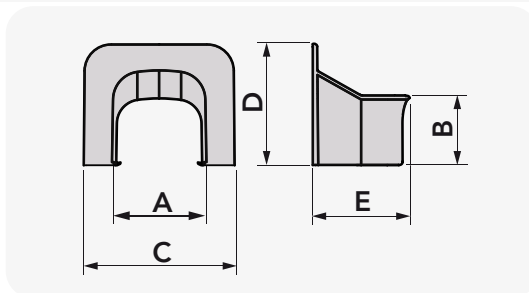
MADE IN ITALY

EPD  
INTERNATIONAL EPD SYSTEM

 CORNER TERMINAL

 BORNE EN ANGLE

 WINKELABSCHLUSS



-  WHITE
-  GREY
-  BLACK

| MODEL        | WHITE     | GREY      | BLACK     | DIMENSIONS [mm] |    |     |     |     | U.M. | Pieces per box |
|--------------|-----------|-----------|-----------|-----------------|----|-----|-----|-----|------|----------------|
|              | CODE      | CODE      | CODE      | A               | B  | C   | D   | E   |      |                |
| TA 62 - OPT  | 11106004  | -         | -         | 66              | 48 | 106 | 85  | 72  | PCS  | 5              |
| TA 75 - OPT  | 11106005  | SCD100412 | SCD100375 | 78              | 58 | 126 | 100 | 86  | PCS  | 5              |
| TA 102 - OPT | 11106006  | SCD100413 | SCD100376 | 104             | 69 | 145 | 117 | 100 | PCS  | 3              |
| TA 135 - OPT | SCD100113 | SCD100414 | SCD100377 | 140             | 84 | 180 | 140 | 100 | PCS  | 3              |

Datasheet



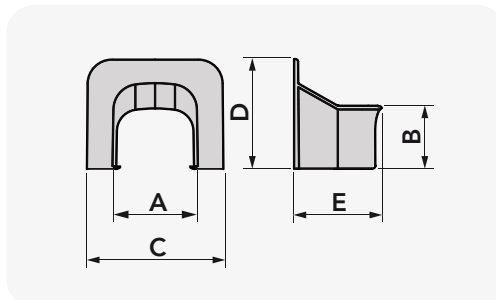
# OPTIMA RL

MADE IN ITALY

 FLAT CURVE

 COURBE PLATE

 FLACHE KURVE



-  WHITE

| MODEL        | CODE      | DIMENSIONS [mm] |    |    |    |    |    | U.M. | Pieces per box |
|--------------|-----------|-----------------|----|----|----|----|----|------|----------------|
|              |           | A               | B  | C  | D  | E  | F  |      |                |
| RLO 35 - OPT | SCD100142 | 35              | 28 | 52 | 37 | -  | 42 | PCS  | 20             |
| RLE 35 - OPT | SCD100143 | 35              | 28 | 52 | 37 | 55 | -  | PCS  | 20             |

Datasheet



# OPTIMA CP

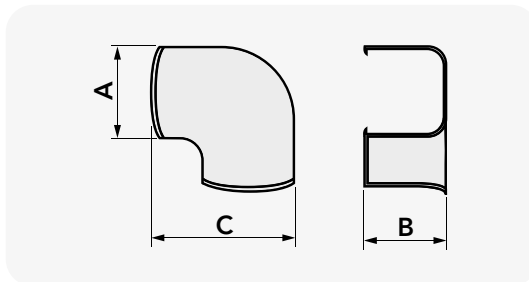
MADE IN ITALY

EPD  
INTERNATIONAL EPD SYSTEM

 FLAT CURVE

 COURBE PLATE

 FLACHE KURVE



-  WHITE
-  GREY
-  BLACK

| MODEL        | WHITE     | GREY      | BLACK     | DIMENSIONS [mm] |    |     | U.M. | Pieces per box |
|--------------|-----------|-----------|-----------|-----------------|----|-----|------|----------------|
|              | CODE      | CODE      | CODE      | A               | B  | C   |      |                |
| CP 35 - OPT  | SCD100137 | -         | -         | 35              | 28 | 65  | PCS  | 20             |
| CP 62 - OPT  | 11106007  | -         | -         | 66              | 48 | 108 | PCS  | 5              |
| CP 75 - OPT  | 11106008  | SCD100419 | SCD100378 | 78              | 58 | 120 | PCS  | 5              |
| CP 102 - OPT | 11106009  | SCD100421 | SCD100379 | 104             | 68 | 154 | PCS  | 3              |
| CP 135 - OPT | SCD100114 | SCD100422 | SCD100380 | 140             | 84 | 203 | PCS  | 3              |

Datasheet



# OPTIMA CPS

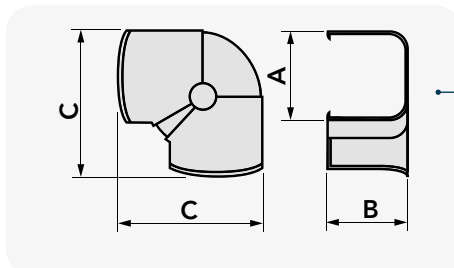
MADE IN ITALY

EPD  
INTERNATIONAL EPD SYSTEM

ARTICULATED FLAT CURVE

COURBE PLATE ARTICULEE

GELENKIGE FLACHE KURVE



## COMPOSITION

- CPS75-OPT
- Nr. 2 RC75/62-OPT duct reductions

WHITE 
 GREY 
 BLACK

| MODEL                    | WHITE     | GREY      | BLACK     | DIMENSIONS [mm] |    |     | U.M. | Pieces per box |
|--------------------------|-----------|-----------|-----------|-----------------|----|-----|------|----------------|
|                          | CODE      | CODE      | CODE      | A               | B  | C   |      |                |
| CPS 62 - OPT             | 11106010  | -         | -         | 66              | 48 | 185 | PCS  | 1              |
| CPS 75 - OPT             | 11106011  | SCD100423 | SCD100381 | 78              | 58 | 130 | PCS  | 1              |
| <b>NEW</b> CPS 102 - OPT | SCD100638 | SCD100640 | SCD100639 | 96              | 67 | 163 | PCS  | 1              |
| <b>NEW</b> CPS 135 - OPT | SCD100641 | SCD100643 | SCD100642 | 131             | 81 | 213 | PCS  | 1              |

Datasheet



# OPTIMA MCS

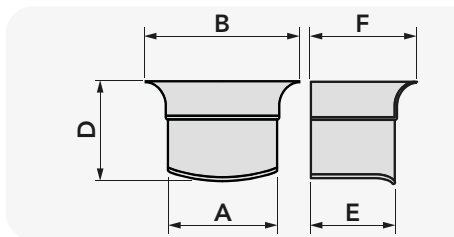
MADE IN ITALY

EPD  
INTERNATIONAL EPD SYSTEM

SPLIT CONNECTION SLEEVE

MANCHON DE RACCORDEMENT SPLIT OPTIMA MCS

SPLIT-VERBINDUNGSMUFFE



WHITE  
 GREY  
 BLACK

| MODEL                    | WHITE     | GREY      | BLACK     | DIMENSIONS [mm] |      |    |    |    | U.M. | Pieces per box |
|--------------------------|-----------|-----------|-----------|-----------------|------|----|----|----|------|----------------|
|                          | CODE      | CODE      | CODE      | A               | B    | D  | E  | F  |      |                |
| MCS 62 - OPT             | SCD100093 | -         | -         | 66              | 77,5 | 60 | 48 | 56 | PCS  | 1              |
| MCS 75 - OPT             | SCD100094 | SCD100430 | SCD100388 | 78              | 90   | 66 | 58 | 65 | PCS  | 1              |
| <b>NEW</b> MCS 102 - OPT | SCD100656 | SCD100657 | SCD100658 | 101             | 118  | 82 | 70 | 78 | PCS  | 1              |

Datasheet



# OPTIMA CAI

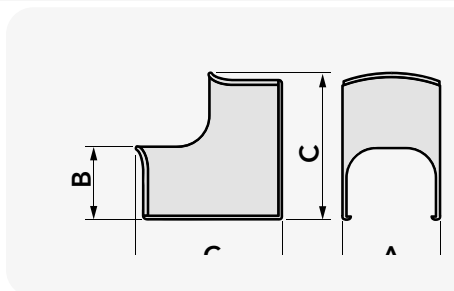
MADE IN ITALY

EPD  
INTERNATIONAL EPD SYSTEM

INTERNAL CORNER CURVE

COURBE À ANGLE INTERNE

KURVE MIT INNENWINKEL



WHITE  
 GREY  
 BLACK

| MODEL         | WHITE     | GREY      | BLACK     | DIMENSIONS [mm] |    |     | U.M. | Pieces per box |
|---------------|-----------|-----------|-----------|-----------------|----|-----|------|----------------|
|               | CODE      | CODE      | CODE      | A               | B  | C   |      |                |
| CAI 35 - OPT  | SCD100138 | -         | -         | 35              | 28 | 62  | PCS  | 20             |
| CAI 62 - OPT  | 11106013  | -         | -         | 66              | 48 | 100 | PCS  | 5              |
| CAI 75 - OPT  | 11106014  | SCD100424 | SCD100382 | 78              | 58 | 115 | PCS  | 5              |
| CAI 102 - OPT | 11106015  | SCD100425 | SCD100383 | 104             | 68 | 135 | PCS  | 3              |
| CAI 135 - OPT | SCD100115 | SCD100426 | SCD100384 | 140             | 84 | 155 | PCS  | 3              |

Datasheet



# OPTIMA CAE

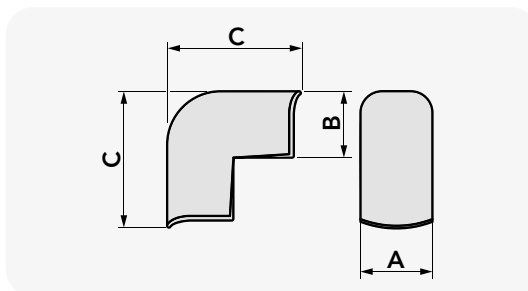
MADE IN ITALY

EPD  
INTERNATIONAL EPD SYSTEM

EXTERNAL CORNER CURVE

COURBE EN ANGLE EXTERNE

KURVE MIT AUSSENWINKEL



- WHITE
- GREY
- BLACK

| MODEL         | WHITE     | GREY      | BLACK     | DIMENSIONS [mm] |    |     | U.M. | Pieces per box |
|---------------|-----------|-----------|-----------|-----------------|----|-----|------|----------------|
|               | CODE      | CODE      | CODE      | A               | B  | C   |      |                |
| CAE 35 - OPT  | SCD100139 | -         | -         | 35              | 28 | 65  | PCS  | 20             |
| CAE 62 - OPT  | 11106019  | -         | -         | 66              | 48 | 108 | PCS  | 5              |
| CAE 75 - OPT  | 11106020  | SCD100427 | SCD100385 | 78              | 58 | 120 | PCS  | 5              |
| CAE 102 - OPT | 11106021  | SCD100428 | SCD100386 | 104             | 68 | 154 | PCS  | 3              |
| CAE 135 - OPT | SCD100116 | SCD100429 | SCD100387 | 140             | 84 | 203 | PCS  | 3              |

Datasheet



# OPTIMA MRD

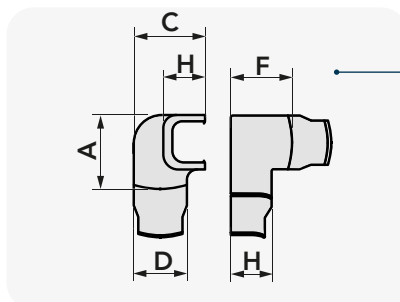
MADE IN ITALY

EPD  
INTERNATIONAL EPD SYSTEM

RIGHT ROTATION SLEEVE

MANCHON DE ROTATION DROIT

RECHTSDREHENDE MUFFE



## FEATURES

- MRD 62-OPT composition: MRD75-OPT + nr. 2 - 62 ducts reductions
- MRD 75-OPT composition: 75 right rotation sleeve

- WHITE
- GREY
- BLACK

| MODEL        | WHITE     | GREY      | BLACK     | DIMENSIONS [mm] |     |    |    |    | U.M. | Pieces per box |
|--------------|-----------|-----------|-----------|-----------------|-----|----|----|----|------|----------------|
|              | CODE      | CODE      | CODE      | A               | C   | D  | F  | H  |      |                |
| MRD 62 - OTP | SCD100129 | -         | -         | 103             | 86  | 64 | 78 | 49 | PCS  | 3              |
| MRD 75 - OTP | SCD100096 | SCD100431 | SCD100391 | 119             | 102 | 78 | 87 | 58 | PCS  | 3              |

Datasheet



# OPTIMA MRS

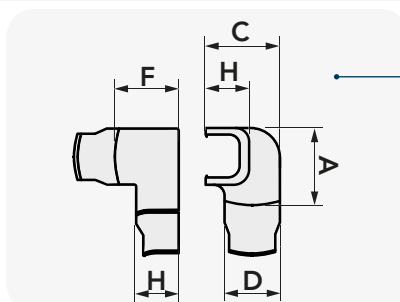
MADE IN ITALY

EPD  
INTERNATIONAL EPD SYSTEM

LEFT ROTATION SLEEVE

MANCHON DE ROTATION GAUCHE

LINKSDREHENDE MUFFE



## FEATURES

- MRS 62-OPT composition: MRS 75-OPT + nr. 2 - 62 ducts reductions
- MRS 75-OPT composition: 75 right rotation sleeve

- WHITE
- GREY
- BLACK

| MODEL        | WHITE     | GREY      | BLACK     | DIMENSIONS [mm] |     |    |    |    | U.M. | Pieces per box |
|--------------|-----------|-----------|-----------|-----------------|-----|----|----|----|------|----------------|
|              | CODE      | CODE      | CODE      | A               | C   | D  | F  | H  |      |                |
| MRS 62 - OPT | SCD100130 | -         | -         | 103             | 86  | 64 | 78 | 49 | PCS  | 3              |
| MRS 75 - OPT | SCD100098 | SCD100432 | SCD100392 | 119             | 102 | 78 | 87 | 58 | PCS  | 3              |

Datasheet



# OPTIMA MG

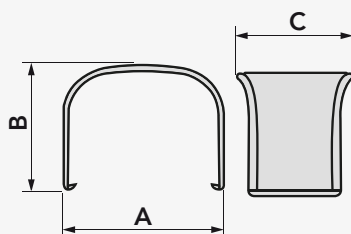
MADE IN ITALY

EPD  
INTERNATIONAL EPD SYSTEM


 COUPLING SLEEVE

 MANCHON DE RACCORDEMENT

 VERBINDUNGSMUFFE



 WHITE  
 GREY  
 BLACK

| MODEL        | WHITE     | GREY      | BLACK     | DIMENSIONS [mm] |    |    | U.M. |  Pieces per box |
|--------------|-----------|-----------|-----------|-----------------|----|----|------|--|
|              | CODE      | CODE      | CODE      | A               | B  | C  |      |  |
| MG 35 - OTP  | SCD100140 | -         | -         | 35              | 28 | 23 | PCS  | 20   |
| MG 62 - OTP  | 11106028  | -         | -         | 66              | 48 | 50 | PCS  | 5  |
| MG 75 - OTP  | 11106029  | SCD100433 | SCD100389 | 78              | 58 | 55 | PCS  | 5  |
| MG 102 - OTP | 11106027  | SCD100435 | SCD100390 | 104             | 68 | 70 | PCS  | 3  |
| MG 135 - OTP | SCD100117 | SCD100436 | SCD100403 | 140             | 84 | 75 | PCS  | 3  |

[Datasheet](#)



# OPTIMA TS

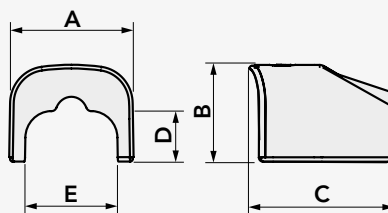
MADE IN ITALY

EPD  
INTERNATIONAL EPD SYSTEM


 PIPE OUTPUT TERMINAL

 BORNE SORTIE TUYAU

 ABSCHLUSS FÜR ROHRAUSTRITT



 WHITE  
 GREY  
 BLACK

| MODEL        | WHITE    | GREY      | BLACK     | DIMENSIONS [mm] |    |     |    |    | U.M. |  Pieces per box |
|--------------|----------|-----------|-----------|-----------------|----|-----|----|----|------|--|
|              | CODE     | CODE      | CODE      | A               | B  | C   | D  | E  |      |  |
| TS 62 - OTP  | 11106035 | -         | -         | 66              | 48 | 76  | 30 | 50 | PCS  | 5  |
| TS 75 - OTP  | 11106036 | SCD100440 | SCD100393 | 78              | 58 | 90  | 30 | 56 | PCS  | 5  |
| TS 102 - OTP | 11106037 | SCD100441 | SCD100394 | 104             | 68 | 110 | 40 | 72 | PCS  | 3  |

[Datasheet](#)



# OPTIMA RC

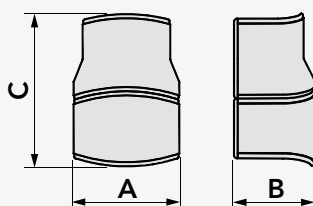
MADE IN ITALY

EPD  
INTERNATIONAL EPD SYSTEM

 REDUCTION PER DUCT

 RÉDUCTION POUR GOULOTTE


 REDUZIERUNG FÜR KANAL



## FEATURES

- RC75/62 - OPT composition MG 75 - OPT and reduction for ducts of 75/62
- RC102/75 - OPT composition MG-102-OPT and reduction for ducts of 102/75
- RC135/102 - OPT composition MG-135-OPT and reduction for ducts of 135/102

 WHITE  GREY  BLACK

| MODEL            | WHITE     | GREY      | BLACK     | DIMENSIONS [mm] |    |     | U.M. |  Pieces per box |
|------------------|-----------|-----------|-----------|-----------------|----|-----|------|--|
|                  | CODE      | CODE      | CODE      | A               | B  | C   |      |  |
| RC 75/62 - OTP   | 11106034  | -         | -         | 78              | 58 | 110 | PCS  | 1  |
| RC 102/75 - OTP  | 11106044  | SCD100445 | SCD100398 | 104             | 68 | 140 | PCS  | 1  |
| RC 135/102 - OTP | SCD100119 | SCD100446 | SCD100399 | 140             | 84 | 160 | PCS  | 1  |

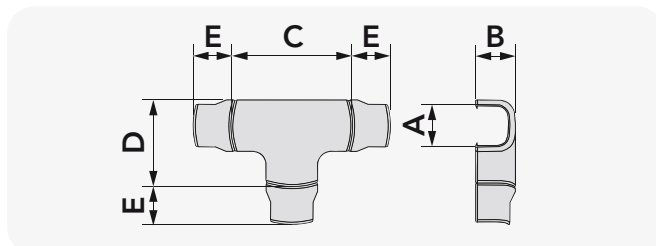
[Datasheet](#)



🇬🇧 "T" SHUNT

🇫🇷 DÉRIVATION EN « T »

🇩🇪 „T“-ABZWEIGUNG



EXAMPLE  
DT 62 - OPT



EXAMPLE  
DT 75 - OPT



### FEATURES

- DT 62 - OPT composition DT 75 - OPT and 3 reduction for ducts of 62
- DT 75 - OPT composition "T" 75
- DT 102 - OPT composition "T" 102
- DT 135 - OPT composition "T" 135



| MODEL        | WHITE     | GREY      | BLACK     | DIMENSIONS [mm] |    |     |     |    | U.M. | Pieces per box |
|--------------|-----------|-----------|-----------|-----------------|----|-----|-----|----|------|----------------|
|              | CODE      | CODE      | CODE      | A               | B  | C   | D   | E  |      |                |
| DT 62 - OPT  | 11106031  | -         | -         | 66              | 48 | 180 | 130 | 60 | PCS  | 5              |
| DT 75 - OPT  | 11106032  | SCD100437 | SCD100395 | 78              | 58 | 180 | 130 | -- | PCS  | 5              |
| DT 102 - OPT | 11106033  | SCD100438 | SCD100396 | 104             | 68 | 210 | 160 | -- | PCS  | 3              |
| DT 135 - OPT | SCD100118 | SCD100439 | SCD100397 | 140             | 84 | 270 | 205 | -- | PCS  | 3              |

Datasheet

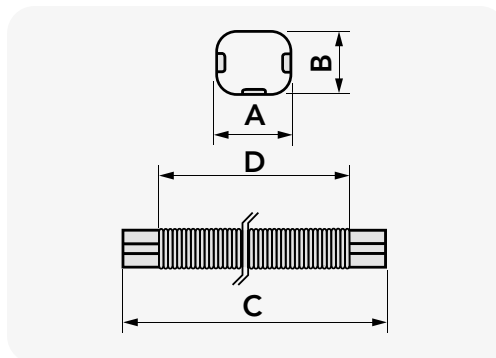


# OPTIMA MF

🇬🇧 FLEXIBLE SLEEVE

🇫🇷 MANCHON FLEXIBLE

🇩🇪 FLEXIBLE MUFFE



| MODEL        | WHITE    | GREY      | BLACK     | DIMENSIONS [mm] |    |     |     | U.M. | Pieces per box |
|--------------|----------|-----------|-----------|-----------------|----|-----|-----|------|----------------|
|              | CODE     | CODE      | CODE      | A               | B  | C   | D   |      |                |
| MF 62 - OPT  | 11106041 | -         | -         | 62              | 46 | 520 | 420 | PCS  | 1              |
| MF 75 - OPT  | 11106042 | SCD100179 | SCD100228 | 74              | 56 | 520 | 420 | PCS  | 1              |
| MF 102 - OPT | 11106043 | SCD100180 | SCD100229 | 100             | 66 | 520 | 420 | PCS  | 1              |

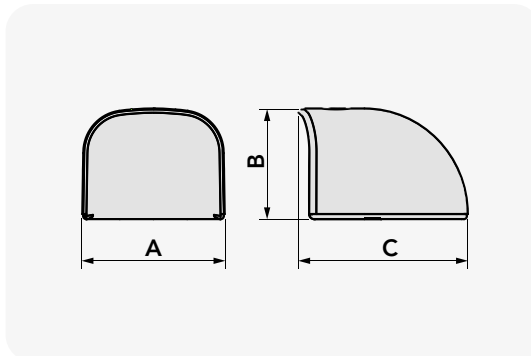
Datasheet




 CLOSING CAP

 BOUCHON DE FERMETURE

 VERSCHLUSSKAPPE



-  WHITE
-  GREY
-  BLACK

| MODEL        | WHITE     | GREY      | BLACK     | DIMENSIONS [mm] |    |     | U.M. | <br>Pieces per box |
|--------------|-----------|-----------|-----------|-----------------|----|-----|------|---|
|              | CODE      | CODE      | CODE      | A               | B  | C   |      |   |
| TC 35 - OPT  | SCD100141 | -         | -         | 35              | 28 | 46  | PCS  | 20  |
| TC 62 - OPT  | 11106038  | -         | -         | 66              | 48 | 75  | PCS  | 5   |
| TC 75 - OPT  | 11106039  | SCD100442 | SCD100400 | 78              | 58 | 90  | PCS  | 5   |
| TC 102 - OPT | 11106040  | SCD100443 | SCD100401 | 104             | 68 | 105 | PCS  | 3   |
| TC 135 - OPT | SCD100120 | SCD100444 | SCD100402 | 140             | 84 | 135 | PCS  | 3   |

[Datasheet](#)



FOR INSTALLATION EXAMPLES  
OF THE **KMGF KIT**,  
SEE PAGE 24 OF THE  
**SMART CLIMA CATALOGUE**

## UK FLEXIBLE SLEEVE KIT - OPT

### TECHNICAL SPECIFICATIONS

- Shockproof and UVA-resistant plastic
- Paintable

#### KIT 70 CONSISTING OF:

- 1 Flexible sleeve Model MGF 72
- 1 700 mm flexible hose - inner Ø 60 mm
- Available colours: white - grey - black

#### KIT 100 CONSISTING OF:

- 1 Flexible sleeve Model MGF 100
- 1 700 mm flexible hose - inner Ø 60 mm
- Available colours: white - grey - black

## FR KIT MANCHON FLEXIBLE - OPT

### CARACTÉRISTIQUES TECHNIQUES

- Matière plastique antichoc et anti-UVA
- Peut être peint

#### KIT 70 COMPRENANT :

- 1 manchon flexible modèle MGF 72
- 1 tube flexible de 700 mm - Ø60 mm interne
- Disponible dans les couleurs : blanc - gris - noir

#### KIT 100 COMPRENANT :

- 1 manchon flexible modèle MGF 100
- 1 tube flexible de 700 mm - Ø60 mm interne
- Disponible dans les couleurs : blanc - gris - noir

## DE BAUSATZ FLEXIBLE MUFFE - OPT

### TECHNISCHE EIGENSCHAFTEN

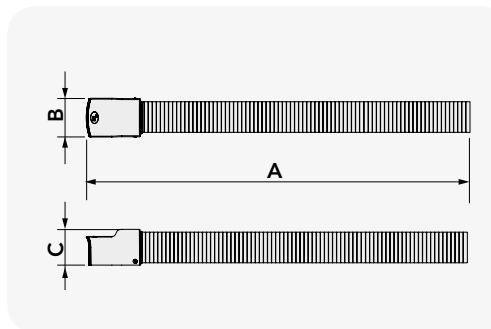
- Stoßfestes und UVA-beständiges Kunststoffmaterial
- Lackierbar

#### BAUSATZ 70 BESTEHEND AUS:

- 1 flexiblen Muffe, Modell MGF 72
- 1 Schlauch von 700 mm - Ø 60 mm innen
- Erhältlich in den Farben: Weiß - Grau - Schwarz

#### BAUSATZ 100 BESTEHEND AUS:

- 1 flexiblen Muffe, Modell MGF 100
- 1 Schlauch von 700 mm - Ø 60 mm innen
- Erhältlich in den Farben: Weiß - Grau - Schwarz



| DIMENSIONS [mm] |     |     |    |
|-----------------|-----|-----|----|
| CODE            | A   | B   | C  |
| SCD100560       | 770 | 78  | 72 |
| SCD100561       | 770 | 78  | 72 |
| SCD100562       | 770 | 78  | 72 |
| SCD100563       | 780 | 103 | 95 |
| SCD100564       | 780 | 103 | 95 |
| SCD100565       | 780 | 103 | 95 |

| CODE      | DESCRIPTION  | U.M. | Pieces per box |
|-----------|--|------|----------------|
| SCD100560 | KIT OPTIMA FLEXIBLE SLEEVE MGFO 75-OPT WHITE + FLEX DIAMETER 60  | KIT  | 1              |
| SCD100561 | KIT FLEXIBLE SLEEVE OPTIMA MGFO 75-OPT BLACK + FLEX DIAMETER 60  | KIT  | 1              |
| SCD100562 | KIT FLEXIBLE SLEEVE OPTIMA MGFO 75-OPT GREY + FLEX DIAMETER 60   | KIT  | 1              |
| SCD100563 | KIT OPTIMA FLEXIBLE SLEEVE MGFO 102-OPT WHITE + FLEX DIAMETER 80 | KIT  | 1              |
| SCD100564 | KIT FLEXIBLE SLEEVE OPTIMA MGFO 102-OPT BLACK + FLEX DIAMETER 80 | KIT  | 1              |
| SCD100565 | KIT FLEXIBLE SLEEVE OPTIMA MGFO 102-OPT GREY + FLEX DIAMETER 80  | KIT  | 1              |

Datasheet

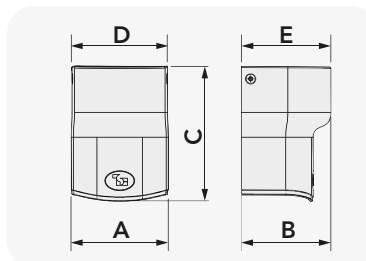


# MGFO

## UK FLEXIBLE SLEEVE FOR OPTIMA DUCT

## FR MANCHON DE JONCTION FLEXIBLE POUR GOULOTTE OPTIMA

## DE FLEXIBLE VERBINDUNGSMUFFE FÜR KANAL OPTIMA



With screws included

For the codes of the loose flexible tube see page 30

| MODEL     | DESCRIPTION                                   | DIMENSIONS [mm] |    |     |     |    | U.M. | Pieces per box |
|-----------|---|-----------------|----|-----|-----|----|------|----------------|
|           |   | A               | B  | C   | D   | E  |      |                |
| SCD100590 | OPTIMA FLEXIBLE SLEEVE MGFO 75-OPT PVC WHITE  | 78              | 58 | 108 | 77  | 72 | PCS  | 1              |
| SCD100591 | OPTIMA FLEXIBLE SLEEVE MGFO 75-OPT PVC BLACK  | 78              | 58 | 108 | 77  | 72 | PCS  | 1              |
| SCD100592 | OPTIMA FLEXIBLE SLEEVE MGFO 75-OPT PVC GREY   | 78              | 58 | 108 | 77  | 72 | PCS  | 1              |
| SCD100593 | OPTIMA FLEXIBLE SLEEVE MGFO 102-OPT PVC WHITE | 102             | 71 | 116 | 102 | 95 | PCS  | 1              |
| SCD100594 | OPTIMA FLEXIBLE SLEEVE MGFO 102-OPT PVC BLACK | 102             | 71 | 116 | 102 | 95 | PCS  | 1              |
| SCD100595 | OPTIMA FLEXIBLE SLEEVE MGFO 102-OPT PVC GREY  | 102             | 71 | 116 | 102 | 95 | PCS  | 1              |

Datasheet



# BUILT-IN INSTALLATION BOXES



The shockproof polystyrene built-in installation boxes are equipped with 6 inlets for the refrigeration lines. They are equipped with two adjustable plates, useful for fixing the indoor unit.

The conveyor positioned at the back, is equipped with a grille in addition to its particular funnel shape that prevents water from stagnating, is equipped with an innovative inspectionable siphon, which guarantees protection from the reflux of bad smells. To facilitate the installation, the preparation is provided with support feet and with a built-in levelling device.

# PROFESSIONAL FAN COIL

MADE IN ITALY



## VERTICAL BUILT-IN INSTALLATION BOX FOR FAN COILS WITH BUILT-IN INSPECTABLE SIPHON

### TECHNICAL SPECIFICATIONS

- Made of shockproof polystyrene
- With removable built-in siphon
- Reversible siphon housing 180°
- Ideal for laying on masonry or plasterboard
- Fixing on plasterboard with screws on the six side flaps
- Prearranged for entry of side or rear pipes
- Built-in spirit level
- Attachment slots for fixed pipe clamps
- Designed to be housed vertically on the wall to contain the delivery and return pipes.

## BOÎTIER VERTICAL DE PRÉDISPOSITION POUR VENTILO-CONVECTEUR AVEC SIPHON CONTRÔLABLE INTÉGRÉ

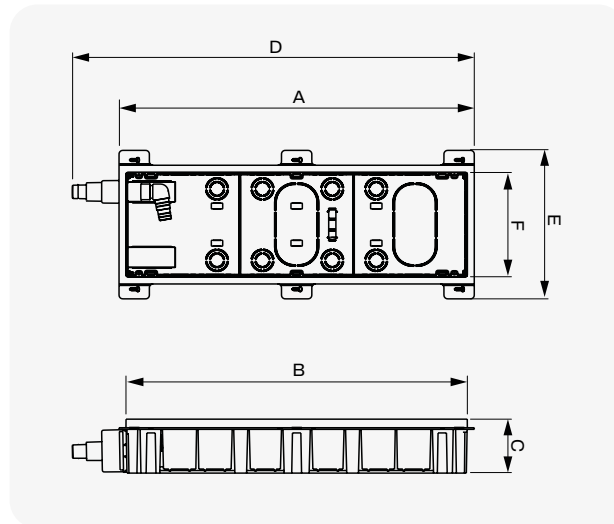

### CARACTÉRISTIQUES TECHNIQUES

- Avec siphon amovible intégré
- Logement du siphon réversible 180°
- Idéal pour la pose sur maçonnerie ou plaque de plâtre
- Fixation sur plaque de plâtre à l'aide de vis sur les six ailettes latérales
- Prévu pour l'entrée de tuyaux latéraux ou arrière
- Bulle intégrée
- Fentes pour accrochage des colliers de serrage de tube
- Conçu pour son installation murale verticale et pour contenir les tubes de refoulement et de récupération.

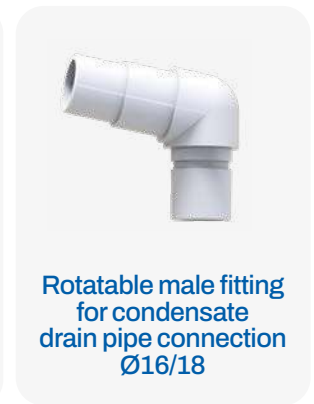
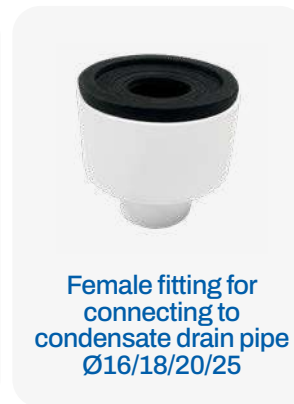

## VERTIKALE VORRÜSTUNG FÜR GEBLÄSEKONVEKTOR MIT INTEGRIERTEM INSPIERBAREM SIPHON

### TECHNISCHE EIGENSCHAFTEN

- Gefertigt aus stoßfestem Polystyrol
- Mit abnehmbarem integriertem Siphon
- Um 180° umkehrbares Siphongehäuse
- Ideal für die Verlegung auf Mauerwerk oder Gipskarton
- Befestigung an Gipskarton mittels Schrauben an den sechs seitlichen Lamellen
- Vorbereitet für den Zugang von Rohrleitungen seitlich oder hinten
- Eingebaute Libelle
- Ösen für die Befestigung der Schlauchschellen
- Ausgelegt für vertikale Wandmontage zur Aufnahme der Zuluft- und Rücklaufleitungen.



## Accessories




| CODE      | DESCRIPTION   | DIMENSIONS [mm] |     |    |     |     |     | U.M. | Pieces per box |
|-----------|---|-----------------|-----|----|-----|-----|-----|------|----------------|
|           |   | A               | B   | C  | D   | E   | F   |      |                |
| SCD200013 | "PROFESSIONAL FAN COIL" READY-TO-PLUMB ENCLOSURE WITH TRAP - FOR FAN COILS                | 470             | 450 | 72 | 530 | 200 | 140 | PCS  | 1              |
| SCD200014 | PROFESSIONAL FAN COIL' READY-TO-PLUMB ENCLOSURE WITH COVER WITHOUT SCREWS - FOR FAN COILS | 470             | 450 | 72 | 530 | 200 | 140 | PCS  | 1              |

[Datasheet](#)



# INSTALLATION PROFESSIONAL FAN COIL





nr.8 entry points  
for pipe inlets

Condensate drain  
fan coil

Condensate  
collection tray

Removable  
anti-odour siphon

Condensate  
drain pipe

# ELISYUM HYDRONIC ELITE

MADE IN ITALY



## UK BUILT-IN INSTALLATION BOX WITH SIPHON

### TECHNICAL SPECIFICATIONS

- Made of impact-resistant polystyrene
- Right/left reversible tilted rear conveyor with multiple side coupling Ø 16 - Ø 20
- Protective grille preventing the passage of mortar, debris, or paint residues
- Adjustable template fastening plates
- Built-in spirit level
- Height-adjustable support feet
- Built-in siphon with airtight cover, ensures protection against the backflow of bad odors
- Anti-condensation cavity
- Anti-plaster cardboard
- Interlocking cover or with screws

## FR PRÉDISPOSITION AVEC SIPHON

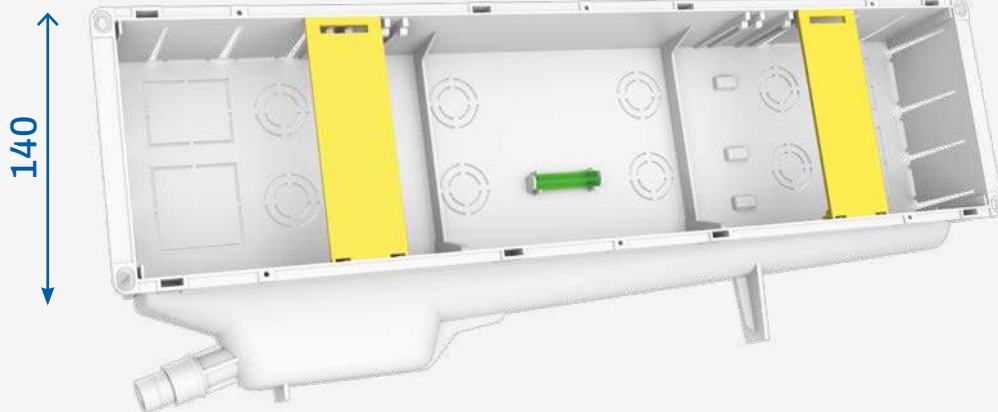
### CARACTÉRISTIQUES TECHNIQUES

- Réalisée en polystyrène résistant aux chocs
- Convoyeur arrière incliné droite/gauche réversible avec raccordement latéral multiple Ø 16 - Ø 20
- Grille de protection empêchant le passage de mortier, de gravats ou de résidus de peinture
- Plaques de fixation de gabarit réglables
- Bulle intégrée
- Pieds de support réglables
- Carton anti-poussière de plâtre
- Cavité anti-condensation
- Carton anti-poussière de plâtre
- Couvercle emboîtable ou avec vis


## DE INSTALLATIONSKASTEN MIT SIPHON

### TECHNISCHE EIGENSCHAFTEN

- Aus stoßfestem Polystyrol gefertigt
- Hinteres Förderband, geneigt, reversibel rechts/links mit seitlichem Mehrfach-Anschluss Ø 16 - Ø 20
- Schutzgitter, das das Eindringen von Mörtel, Bauschutt oder Farbresten verhindert
- Verstellbare Platten zur Befestigung der Lehre
- Eingebaute Libelle
- höhenverstellbare Stützfüße
- Eingebauter Siphon mit luftdichtem Deckel, gewährleistet Schutz vor Rückfluss unangenehmer Gerüche
- Kondensationsschutz-Hohlraum
- Schutzkarton gegen Mörtel
- Steckabdeckung oder mit Schrauben



Virtual reality



Example of installation for hydronic internal unit with copper pipe + insulated until Ø 52mm



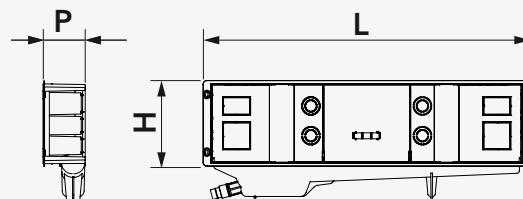
Available in singular pack or in a pack of 20 pcs.



Also available in the practical and elegant display

## Combinations with condensate drain pipes in the catalogue:

- Pipe 18/20 art.11126346 (direct connection)
- Pipe 18/20 art.11126320 (direct connection)
- TCR-21 rigid tube (using the MP-TCR-21)



| CODE      | DESCRIPTION   | DIMENSIONS [mm] |     |     | U.M. | Pieces per box | U.M. Box | U.M. Pallet |
|-----------|---|-----------------|-----|-----|------|----------------|----------|-------------|
|           |   | P               | H   | L   |      |                |          |             |
| SCD200002 | "ELISYUM HYDRONIC ELITE" READY-TO-PLUMB ENCLOSURE WITH TRAP AND SNAP-ON COVER   | 67              | 140 | 528 | PCS  | 1              | 1        | 240         |
| SCD200004 | "ELISYUM HYDRONIC ELITE" READY-TO-PLUMB ENCLOSURE WITH TRAP + COVER WITH SCREWS | 67              | 140 | 528 | PCS  | 1              | 1        | 240         |

Datasheet



# ELISYUM HYDRONIC CLASSIC

MADE IN ITALY



## BUILT-IN INSTALLATION BOX

### TECHNICAL SPECIFICATIONS

- Made of impact-resistant polystyrene
- Right/left reversible tilted rear conveyor with multiple side coupling Ø 16 - Ø 20
- Protective grille preventing the passage of mortar, debris, or paint residues
- Adjustable template fastening plates
- Built-in spirit level
- Height-adjustable support feet
- Built-in siphon with airtight cover, ensures protection against the backflow of bad odors
- Anti-condensation cavity

## PRÉDISPOSITION

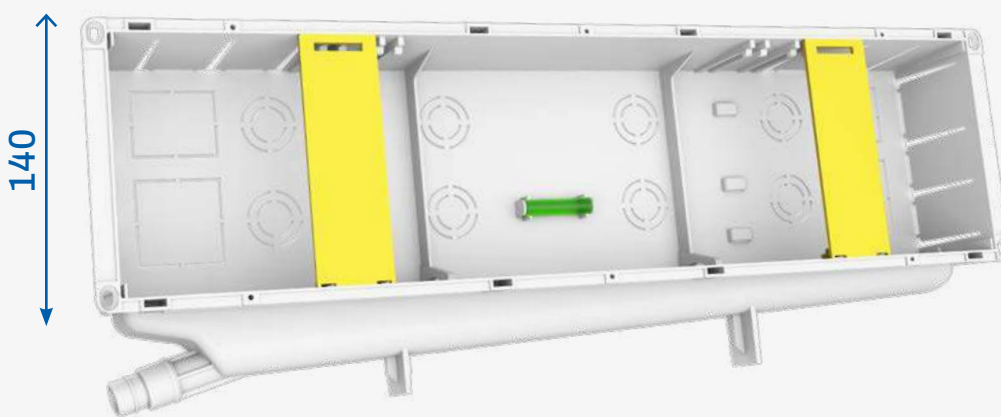
### CARACTÉRISTIQUES TECHNIQUES

- Réalisée en polystyrène résistant aux chocs
- Convoyeur arrière incliné droite/gauche réversible avec raccordement latéral multiple Ø 16 - Ø 20
- Grille de protection empêchant le passage de mortier, de gravats ou de résidus de peinture
- Plaques de fixation de gabarit réglables
- Carton anti-poussière de plâtre
- Pieds de support réglables
- Siphon incorporé avec couvercle étanche, garantit la protection contre le reflux des mauvaises odeurs
- Cavité anti-condensation


## INSTALLATIONSKASTEN

### TECHNISCHE EIGENSCHAFTEN

- Aus stoßfestem Polystyrol gefertigt
- Hinteres Förderband, geneigt, reversibel rechts/links mit seitlichem Mehrfach-Anschluss Ø 16 - Ø 20
- Schutzgitter, das das Eindringen von Mörtel, Bauschutt oder Farbresten verhindert
- Verstellbare Platten zur Befestigung der Lehre
- Eingebaute Libelle
- höhenverstellbare Stützfüße
- Eingebauter Siphon mit luftdichtem Deckel, gewährleistet Schutz vor Rückfluss unangenehmer Gerüche
- Kondensationsschutz-Hohlraum



Virtual reality



Example of installation for hydronic internal unit with copper pipe + insulated until Ø 52mm



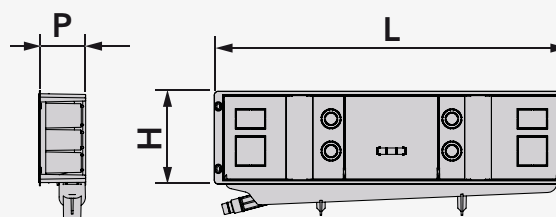
Available in singular pack or in a pack of 20 pcs.



Also available in the practical and elegant display

### Combinations with condensate drain pipes in the catalogue:

- Pipe 18/20 art.11126346 (direct connection)
- Pipe 18/20 art.11126320 (direct connection)
- TCR-21 rigid tube (using the MP-TCR-21)



| CODE      | DESCRIPTION   | DIMENSIONS [mm] |     |     | U.M. | Pieces per box | U.M. Box | U.M. Pallet |
|-----------|---|-----------------|-----|-----|------|----------------|----------|-------------|
|           |   | P               | H   | L   |      |                |          |             |
| SCD200001 | "ELISYUM HYDRONIC CLASSIC" READY-TO-PLUMB ENCLOSURE WITH TRAP AND SNAP-ON COVER | 67              | 140 | 528 | PCS  | 1              | 1        | 240         |
| SCD200003 | "ELISYUM HYDRONIC ELITE" CLASSIC-TO-PLUMB ENCLOSURE WITH TRAP + COVER W/ SCREWS | 67              | 140 | 528 | PCS  | 1              | 1        | 240         |

Datasheet





# PROFESSIONAL SPLIT ELITE

MADE IN ITALY



## BUILT-IN INSTALLATION BOX WITH SIPHON

### TECHNICAL SPECIFICATIONS

- Made of impact-resistant polystyrene
- Right/left reversible tilted rear conveyor with multiple side coupling Ø 16 - Ø 20
- Protective grille preventing the passage of mortar, debris, or paint residues
- Adjustable template fastening plates
- Includes spirit level
- Height-adjustable support feet
- Built-in siphon with airtight cover, ensures protection against the backflow of bad odors
- Anti-condensation cavity

## PRÉDISPOSITION AVEC SIPHON

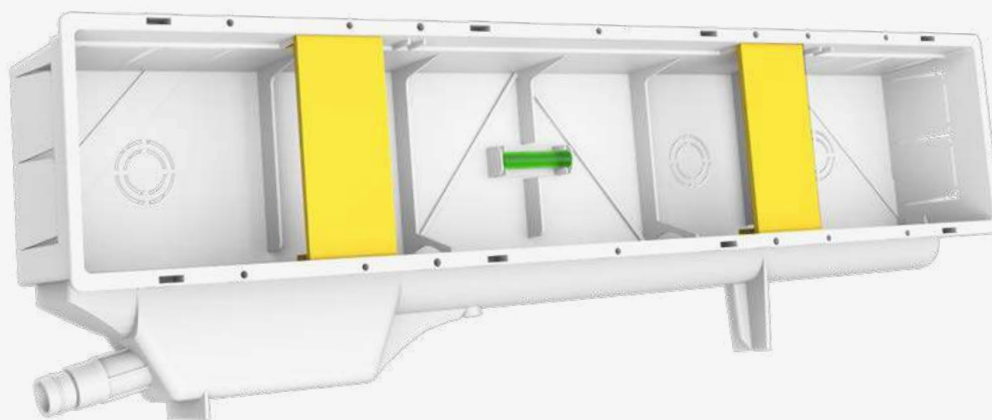
### CARACTÉRISTIQUES TECHNIQUES

- Réalisée en polystyrène résistant aux chocs
- Convoyeur arrière incliné droite/gauche réversible avec raccordement latéral multiple Ø 16 - Ø 20
- Grille de protection empêchant le passage de mortier, de gravats ou de résidus de peinture
- Plaques de fixation de gabarit réglables
- Livré avec une bulle
- Pieds de support réglables
- Siphon incorporé avec couvercle étanche, garantit la protection contre le reflux des mauvaises odeurs
- Cavité anti-condensation

## INSTALLATIONSKASTEN MIT SIPHON

### TECHNISCHE EIGENSCHAFTEN

- Aus stoßfestem Polystyrol gefertigt
- Hinteres Förderband, geneigt, reversibel rechts/links mit seitlichem Mehrfach-Anschluss Ø 16 - Ø 20
- Schutzgitter, das das Eindringen von Mörtel, Bauschutt oder Farbresten verhindert
- Verstellbare Platten zur Befestigung der Lehre
- Libelle mitgeliefert
- höhenverstellbare Stützfüße
- Eingebauter Siphon mit luftdichtem Deckel, gewährleistet Schutz vor Rückfluss unangenehmer Gerüche
- Kondensationsschutz-Hohlraum



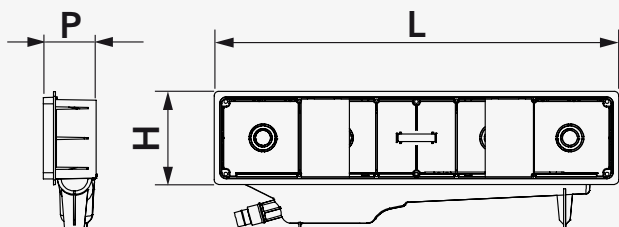
## Combinations with condensate drain pipes in the catalogue:

- Pipe 18/20 art.11126346 (direct connection)
- Pipe 18/20 art.11126320 (direct connection)
- TCR-21 rigid tube (using the MP-TCR-21)

Virtual reality



Video



Available in singular pack or in a pack of 25 pcs.



Also available in the practical and elegant display

| CODE      | DESCRIPTION   | DIMENSIONS [mm] |     |     | U.M. | Pieces per box | U.M. Box | U.M. Pallet |
|-----------|---|-----------------|-----|-----|------|----------------|----------|-------------|
|           |   | P               | H   | L   |      |                |          |             |
| 11100117  | PROFESSIONAL-ELITE READY-TO-PLUMB ENCLOSURE WITH TRAP AND SNAP-ON COVER     | 65              | 100 | 520 | PCS  | 1              | 1        | 300         |
| 11100117V | PROFESSIONAL-ELITE READY-TO-PLUMB ENCLOSURE WITH TRAP AND COVER WITH SCREWS | 65              | 100 | 520 | PCS  | 1              | 1        | 300         |

Datasheet



# PROFESSIONAL SPLIT PLUS

MADE IN ITALY



## UK BUILT-IN INSTALLATION BOX

### TECHNICAL SPECIFICATIONS

- Made of impact-resistant polystyrene
- Right/left reversible tilted rear conveyor with multiple side coupling Ø 16 - Ø 20
- Protection grille
- Adjustable template fastening plates
- Built-in spirit level
- Anti-plaster cardboard

## FR PRÉDISPOSITION

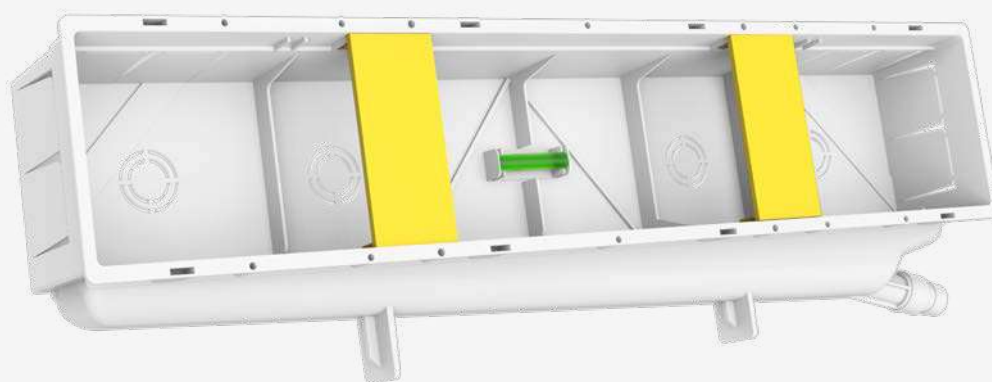
### CARACTÉRISTIQUES TECHNIQUES

- Réalisée en polystyrène résistant aux chocs
- Convoyeur arrière incliné droite/gauche réversible avec raccordement latéral multiple Ø 16 - Ø 20
- Grille de protection
- Plaques de fixation de gabarit réglables
- Bulle intégrée
- Carton anti-poussière de plâtre

## DE INSTALLATIONSKASTEN

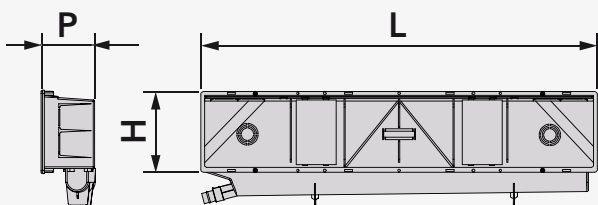
### TECHNISCHE EIGENSCHAFTEN

- Aus stoßfestem Polystyrol gefertigt
- Hinteres Förderband, geneigt, reversibel rechts/links mit seitlichem Mehrfach-Anschluss Ø 16 - Ø 20
- Schutzgitter
- Verstellbare Platten zur Befestigung der Lehre
- Eingebaute Libelle
- Schutzkarton gegen Mörtel



## Combinations with condensate drain pipes in the catalogue:

- Pipe 18/20 art.11126346 (direct connection)
- Pipe 18/20 art.11126320 (direct connection)
- TCR-21 rigid tube (using the MP-TCR-21)



Available in singular pack or in a pack of 25 pcs.



Also available in the practical and elegant display

| CODE      | DESCRIPTION  | DIMENSIONS [mm] |     |     | U.M. | Pieces per box | U.M. Box | U.M. Pallet |
|-----------|--|-----------------|-----|-----|------|----------------|----------|-------------|
|           |  | P               | H   | L   |      |                |          |             |
| 11100116  | PROFESSIONAL-PLUS READY-TO-PLUMB ENCLOSURE WITH SNAP-ON COVER    | 65              | 100 | 520 | PCS  | 1              | 1        | 300         |
| 11100116V | PROFESSIONAL-PLUS READY-TO-PLUMB ENCLOSURE WITH COVER AND SCREWS | 65              | 100 | 520 | PCS  | 1              | 1        | 300         |

Datasheet



# PROFESSIONAL SPLIT CLASSIC



## UK BUILT-IN INSTALLATION BOX

### TECHNICAL SPECIFICATIONS

- Made of impact-resistant polystyrene
- Right/left reversible tilted rear conveyor with multiple side coupling Ø 16 - Ø 20
- Protection grille
- Anti-plaster cardboard

## FR PRÉDISPOSITION

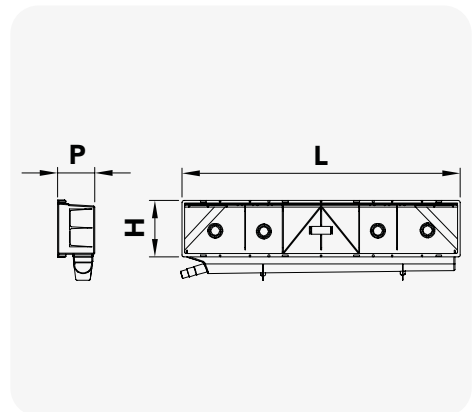

### CARACTÉRISTIQUES TECHNIQUES

- Réalisée en polystyrène résistant aux chocs
- Convoyeur arrière incliné droite/gauche réversible avec raccordement latéral multiple Ø 16 - Ø 20
- Grille de protection
- Carton anti-poussière de plâtre

## DE INSTALLATIONSKASTEN

### TECHNISCHE EIGENSCHAFTEN

- Aus stoßfestem Polystyrol gefertigt
- Hinteres Förderband, geneigt, reversibel rechts/links mit seitlichem Mehrfach-Anschluss Ø 16 - Ø 20
- Schutzgitter
- Schutzkarton gegen Mörtel



## Combinations with condensate drain pipes in the catalogue:

- Pipe 18/20 art.11126346 (direct connection)
- Pipe 18/20 art.11126320 (direct connection)
- TCR-21 rigid tube (using the MP-TCR-21)



Available in singular pack or in a pack of 25 pcs.



Also available in the practical and elegant display

| CODE      | DESCRIPTION   | DIMENSIONS [mm] |     |     | U.M. | Pieces per box | U.M. Box | U.M. Pallet |
|-----------|---|-----------------|-----|-----|------|----------------|----------|-------------|
|           |   | P               | H   | L   |      |                |          |             |
| 11100095  | PROFESSIONAL-CLASSIC READY-TO-PLUMB ENCLOSURE WITH SNAP-ON COVER    | 65              | 100 | 520 | PCS  | 1              | 1        | 300         |
| 11100095V | PROFESSIONAL-CLASSIC READY-TO-PLUMB ENCLOSURE WITH COVER AND SCREWS | 65              | 100 | 520 | PCS  | 1              | 1        | 300         |


Datasheet



## UK PLATE KIT + LEVEL FOR FITTINGS

## FR KIT PLAQUE + BULLE POUR PRÉDISPOSITIONS

## DE PLATTENSATZ + LIBELLE FÜR INSTALLATIONSKASTENEN



MADE IN ITALY

Datasheet

| CODE     | DESCRIPTION                             | U.M. | Pieces per box |
|----------|---|------|----------------|
| 11100130 | KIT OF PLATES + SPIRIT FOR PREPARATIONS | KIT  | 10             |



# FLAT SPLIT CLASSIC

MADE IN ITALY



## BUILT-IN INSTALLATION BOX

### TECHNICAL SPECIFICATIONS

- Made of impact-resistant polystyrene
- Right/left reversible tilted rear conveyor with Ø 20 vertical coupling
- Protection grille
- Anti-plaster cardboard

## PRÉDISPOSITION

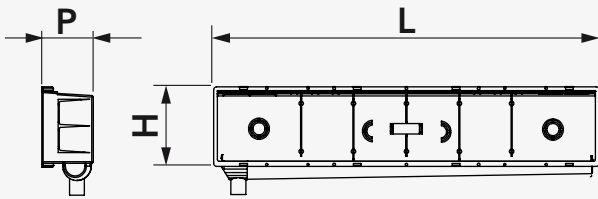

### CARACTÉRISTIQUES TECHNIQUES

- Réalisée en polystyrène résistant aux chocs
- Convoyeur arrière incliné droite/gauche réversible avec raccordement vertical Ø 20
- Grille de protection
- Carton anti-poussière de plâtre

## INSTALLATIONSKASTEN

### TECHNISCHE EIGENSCHAFTEN

- Aus stoßfestem Polystyrol gefertigt
- Hinteres Förderband, geneigt, reversibel rechts/links mit vertikalem Anschluss Ø 20
- Schutzgitter
- Schutzkarton gegen Mörtel



Available in singular pack or in a pack of 25 pcs.



Also available in the practical and elegant display

Datasheet

| CODE     | DESCRIPTION  | DIMENSIONS [mm] |     |     | U.M. | Pieces per box | U.M. Box | U.M. Pallet |
|----------|--|-----------------|-----|-----|------|----------------|----------|-------------|
|          |  | P               | H   | L   |      |                |          |             |
| 11100094 | FLAT CLASSIC READY-TO-PLUMB ENCLOSURE WITH SNAP-ON COVER | 65              | 100 | 520 | PCS  | 1              | 1        | 300         |



## PLATE KIT + LEVEL FOR FITTINGS

## KIT PLAQUE + BULLE POUR PRÉDISPOSITIONS

## PLATTENSATZ + LIBELLE FÜR INSTALLATIONSKASTENEN

MADE IN ITALY



Datasheet

| CODE     | DESCRIPTION                             | U.M. | Pieces per box |
|----------|---|------|----------------|
| 11100130 | KIT OF PLATES + SPIRIT FOR PREPARATIONS | KIT  | 10             |



# COMPACT SPLIT ELITE

MADE IN ITALY



## BUILT-IN INSTALLATION BOX WITH SIPHON

### TECHNICAL SPECIFICATIONS

- Made of impact-resistant polystyrene
- Right/left reversible rear funnel conveyor with double side coupling Ø 16 - Ø 20
- Protection grille
- Adjustable template fastening plates
- Built-in spirit level
- Anti-condensation cavity
- Built-in siphon with hermetic cover

## PRÉDISPOSITION AVEC SIPHON

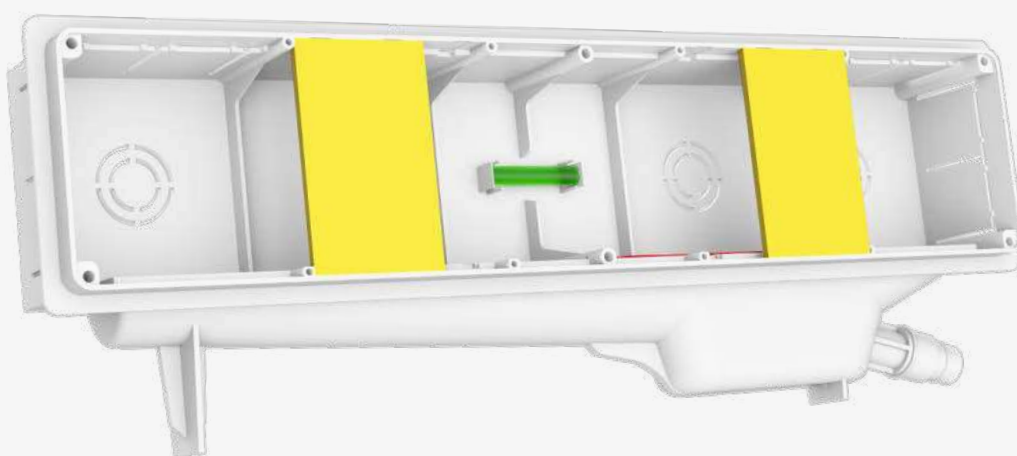
### CARACTÉRISTIQUES TECHNIQUES

- Réalisée en polystyrène résistant aux chocs
- Convoyeur à entonnoir arrière réversible droite/gauche avec fixation double côté Ø 16 - Ø 20
- Grille de protection
- Plaques de fixation de gabarit réglables
- Bulle intégrée
- Cavité anti-condensation
- Siphon intégré avec couvercle hermétique

## INSTALLATIONSKASTEN MIT SIPHON

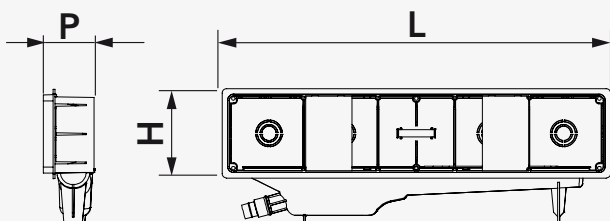
### TECHNISCHE EIGENSCHAFTEN

- Aus stoßfestem Polystyrol gefertigt
- Hinterer Trichterförderer, reversibel, rechts/links mit doppelseitigem Anschluss Ø 16 - Ø 20
- Schutzgitter
- Verstellbare Platten zur Befestigung der Lehre
- Eingebaute Libelle
- Kondensationsschutz-Hohlraum
- Eingebauter Siphon mit hermetischer Abdeckung



## Combinations with condensate drain pipes in the catalogue:

- Pipe 18/20 art.11126346 (direct connection)
- Pipe 18/20 art.11126320 (direct connection)
- TCR-21 rigid tube (using the MP-TCR-21)



Available in singular pack or in a pack of 25 pcs.



Also available in the practical and elegant display

| CODE      | DESCRIPTION  | DIMENSIONS [mm] |     |     | U.M. | Pieces per box | U.M. Box | U.M. Pallet |
|-----------|--|-----------------|-----|-----|------|----------------|----------|-------------|
|           |  | P               | H   | L   |      |                |          |             |
| 11100119  | COMPACT-ELITE READY-TO-PLUMB ENCLOSURE WITH TRAP AND SNAP-ON COVER     | 55              | 100 | 440 | PCS  | 1              | 1        | 300         |
| 11100119V | COMPACT-ELITE READY-TO-PLUMB ENCLOSURE WITH TRAP AND COVER WITH SCREWS | 55              | 100 | 440 | PCS  | 1              | 1        | 300         |

Datasheet



# COMPACT SPLIT CLASSIC

MADE IN ITALY



## 🇬🇧 BUILT-IN INSTALLATION BOX

### TECHNICAL SPECIFICATIONS

- Made of impact-resistant polystyrene
- Right/left reversible rear funnel conveyor with double side coupling Ø 16 - Ø 20
- Protection grille

## 🇫🇷 PRÉDISPOSITION

### CARACTÉRISTIQUES TECHNIQUES

- Réalisée en polystyrène résistant aux chocs
- Convoyeur à entonnoir arrière réversible droite/gauche avec fixation double côté Ø 16 - Ø 20
- Grille de protection


## 🇩🇪 INSTALLATIONSKASTEN

### TECHNISCHE EIGENSCHAFTEN

- Aus stoßfestem Polystyrol gefertigt
- Hinterer Trichterförderer, reversibel, rechts/links mit doppelseitigem Anschluss Ø 16 - Ø 20
- Schutzgitter

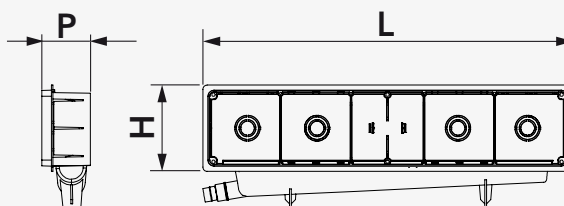


Available in singular pack or in a pack of 25 pcs.



## Combinations with condensate drain pipes in the catalogue:

- Pipe 18/20 art.11126346 (direct connection)
- Pipe 18/20 art.11126320 (direct connection)
- TCR-21 rigid tube (using the MP-TCR-21)



Also available in the practical and elegant display

| CODE      | DESCRIPTION  | DIMENSIONS [mm] |     |     | U.M. | Pieces per box | U.M. Box | U.M. Pallet |
|-----------|--|-----------------|-----|-----|------|----------------|----------|-------------|
|           |  | P               | H   | L   |      |                |          |             |
| 11100098  | COMPACT-CLASSIC READY-TO-PLUMB ENCLOSURE WITH SNAP-ON COVER    | 55              | 100 | 440 | PCS  | 1              | 1        | 300         |
| 11100098V | COMPACT-CLASSIC READY-TO-PLUMB ENCLOSURE WITH COVER AND SCREWS | 55              | 100 | 440 | PCS  | 1              | 1        | 300         |

Datasheet



## 🇬🇧 PLATE KIT + LEVEL FOR FITTINGS

## 🇫🇷 KIT PLAQUE + BULLE POUR PRÉDISPOSITIONS

## 🇩🇪 PLATTENSATZ + LIBELLE FÜR INSTALLATIONSKASTENEN



MADE IN ITALY

Datasheet

| CODE     | DESCRIPTION                             | U.M. | Pieces per box |
|----------|---|------|----------------|
| 11100130 | KIT OF PLATES + SPIRIT FOR PREPARATIONS | KIT  | 1              |



# EVO SPLIT MAXI



## BUILT-IN INSTALLATION BOX

### TECHNICAL SPECIFICATIONS

- Made of impact-resistant polystyrene
- Rear conveyor with 4 outlets
- 2 side outlets Ø 16 - Ø 20
- 2 vertical outlets Ø 20
- Protection grille
- Anti-condensation cavity
- Anti-plaster cardboard

## PRÉDISPOSITION

### CARACTÉRISTIQUES TECHNIQUES

- Réalisée en polystyrène résistant aux chocs
- Convoyeur arrière à 4 sorties
- 2 sorties latérales Ø 16 - Ø 20
- 2 sorties verticales Ø 20
- Grille de protection
- Cavité anti-condensation
- Carton anti-poussière de plâtre


## INSTALLATIONSKASTEN

### TECHNISCHE EIGENSCHAFTEN

- Aus stoßfestem Polystyrol gefertigt
- Hinteres Förderband mit 4 Ausgängen
- 2 seitliche Auslässe Ø 16 - Ø 20
- 2 vertikale Auslässe Ø 20
- Schutzgitter
- Kondensationsschutz-Hohlraum
- Schutzkarton gegen Mörtel


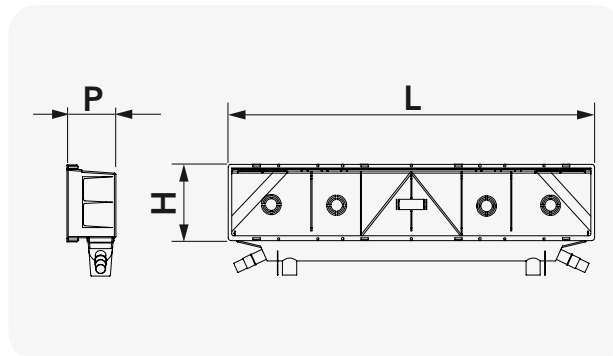


Available in singular pack or in a pack of 25 pcs.



### Combinations with condensate drain pipes in the catalogue:

- Pipe 18/20 art.11126346 (direct connection)
- Pipe 18/20 art.11126320 (direct connection)
- TCR-21 rigid tube (using the MP-TCR-21)



Also available in the practical and elegant display

| CODE      | DESCRIPTION   | DIMENSIONS [mm] |     |     | U.M. | Pieces per box | U.M. Box | U.M. Pallet |
|-----------|---|-----------------|-----|-----|------|----------------|----------|-------------|
|           |   | P               | H   | L   |      |                |          |             |
| 11100122  | EVO MAXI READY-TO-PLUMB ENCLOSURE WITH SNAP-ON COVER    | 65              | 100 | 520 | PCS  | 1              | 1        | 300         |
| 11100122V | EVO MAXI READY-TO-PLUMB ENCLOSURE WITH COVER AND SCREWS | 65              | 100 | 520 | PCS  | 1              | 1        | 300         |

[Datasheet](#)




## PLATE KIT + LEVEL FOR FITTINGS

## KIT PLAQUE + BULLE POUR PRÉDISPOSITIONS

## PLATTENSATZ + LIBELLE FÜR INSTALLATIONSKASTENEN

MADE IN ITALY



[Datasheet](#)

| CODE     | DESCRIPTION                             | U.M. | Pieces per box |
|----------|---|------|----------------|
| 11100130 | KIT OF PLATES + SPIRIT FOR PREPARATIONS | KIT  | 10             |



## 🇬🇧 BUILT-IN INSTALLATION BOX

### TECHNICAL SPECIFICATIONS

- Made of impact-resistant polystyrene
- Rear conveyor with 4 outlets
- 2 side outlets Ø 16 - Ø 20
- 2 vertical outlets Ø 20
- Protection grille
- Anti-condensation cavity

## 🇫🇷 PRÉDISPOSITION

### CARACTÉRISTIQUES TECHNIQUES

- Réalisée en polystyrène résistant aux chocs
- Convoyeur arrière à 4 sorties
- 2 sorties latérales Ø 16 - Ø 20
- 2 sorties verticales Ø 20
- Grille de protection
- Cavité anti-condensation


## 🇩🇪 INSTALLATIONSKASTEN

### TECHNISCHE EIGENSCHAFTEN

- Aus stoßfestem Polystyrol gefertigt
- Hinteres Förderband mit 4 Ausgängen
- 2 seitliche Auslässe Ø 16 - Ø 20
- 2 vertikale Auslässe Ø 20
- Schutzgitter
- Kondensationsschutz-Hohlraum

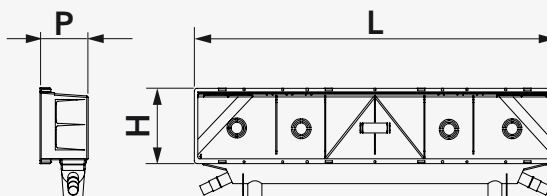


Available in singular pack or in a pack of 25 pcs.



### Combinations with condensate drain pipes in the catalogue:

- Pipe 18/20 art.11126346 (direct connection)
- Pipe 18/20 art.11126320 (direct connection)
- TCR-21 rigid tube (using the MP-TCR-21)



Also available in the practical and elegant display

| CODE      | DESCRIPTION  | DIMENSIONS [mm] |     |     | U.M. | Pieces per box | U.M. Box | U.M. Pallet |
|-----------|--|-----------------|-----|-----|------|----------------|----------|-------------|
|           |  | P               | H   | L   |      |                |          |             |
| 11100120  | EVO READY-TO-PLUMB ENCLOSURE WITH SNAP-ON COVER    | 55              | 100 | 440 | PCS  | 1              | 1        | 300         |
| 11100120V | EVO READY-TO-PLUMB ENCLOSURE WITH COVER AND SCREWS | 55              | 100 | 440 | PCS  | 1              | 1        | 300         |

Datasheet



## 🇬🇧 PLATE KIT + LEVEL FOR FITTINGS

## 🇫🇷 KIT PLAQUE + BULLE POUR PRÉDISPOSITIONS

## 🇩🇪 PLATTENSATZ + LIBELLE FÜR INSTALLATIONSKASTENEN



Datasheet

| CODE     | DESCRIPTION                             | U.M. | Pieces per box |
|----------|---|------|----------------|
| 11100130 | KIT OF PLATES + SPIRIT FOR PREPARATIONS | KIT  | 10             |



# BOX CLIMA SPLIT PLUS

MADE IN ITALY



## BUILT-IN INSTALLATION BOX

### TECHNICAL SPECIFICATIONS

- Made of impact-resistant polystyrene
- Conveyor with 2 Ø 20 side outlets with O-ring supplied
- Anti-condensation neoprene band
- Interlocking cover with screws
- Fix template
- Reducer Ø 16 - 18 with O-ring
- Ideal for fan coils

## PRÉDISPOSITION

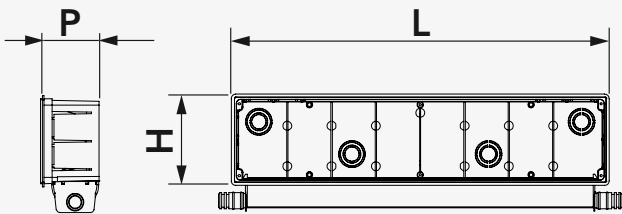

### CARACTÉRISTIQUES TECHNIQUES

- Réalisée en polystyrène résistant aux chocs
- Convoyeur avec 2 sorties latérales Ø 20 avec Anneau o-ring fourni
- Bande de néoprène anti-condensation
- Couvercle emboîtable avec vis
- Gabarit de fixation
- Réducteur Ø 16 - 18 avec joint torique
- Idéal pour les ventilo-convecteurs

## INSTALLATIONSKASTEN

### TECHNISCHE EIGENSCHAFTEN

- Aus stoßfestem Polystyrol gefertigt
- Förderband mit 2 Seitenausgängen Ø 20 mit O-Ringe mitgeliefert
- Kondensationsschutzband aus Neopren
- Steckabdeckung mit Schrauben
- Montage-Schablone
- Getriebe Ø 16 - 18 mit O-Ringe
- Ideal für Fan-Coils



Available in singular pack or in a pack of 20 pcs.

## Accessories



O-ring and reducer



Fastening template



O-ring



Screw kit



Neoprene band

| CODE     | DESCRIPTION   | DIMENSIONS [mm] |     |     | U.M. | Pieces per box | U.M. Box | U.M. Pallet |
|----------|---|-----------------|-----|-----|------|----------------|----------|-------------|
|          |   | P               | H   | L   |      |                |          |             |
| 11100140 | READY-TO-PLUMB ENCLOSURE MOD. "BOXCLIMA PLUS" COMPLETE WITH ACCESSORIES | 65              | 100 | 430 | PCS  | 1              | 1        | 160         |

Datasheet

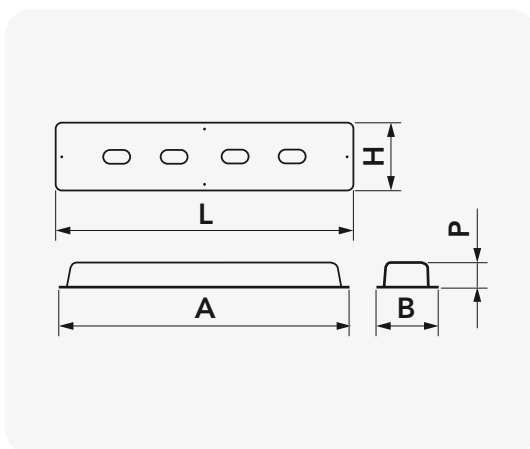


# RAPID PLUS

 **INSTALLATION FOR BUILT-IN  
OUTDOOR USE WITH LID**


 **PRÉDISPOSITION POUR  
L'EXTÉRIEUR À ENCASTRER  
AVEC COUVERCLE**

 **EINBAU INSTALLATIONS KA-  
STEN FÜR AUSSEN BEREICHE  
MIT DECKEL**



**For outdoor**

**Datasheet**

| CODE     | DESCRIPTION                     | DIMENSIONI [mm] |     |    |     |     | U.M. | <br>Pieces per box |
|----------|---------------------------------|-----------------|-----|----|-----|-----|------|---|
|          |                                 | L               | H   | P  | A   | B   |      |   |
| 11100125 | OUTDOOR RECESSED BOX WITH COVER | 650             | 150 | 55 | 630 | 131 | PCS  | 4   |



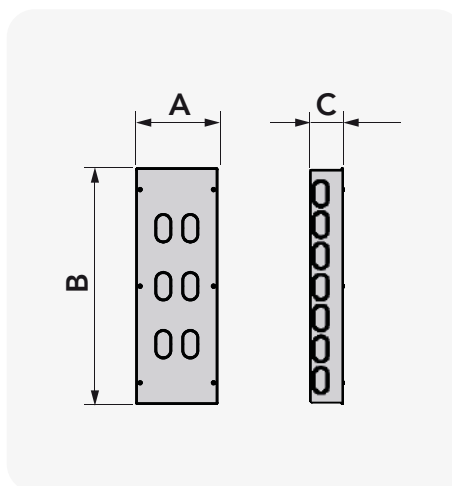
# METAL BOX

 **MADE IN ITALY** 

 **OUTDOOR BUILT-IN  
INSTALLATION FOR METAL  
SPLIT SYSTEMS**


 **PRÉDISPOSITION POUR  
EXTÉRIEUR POUR LES  
SYSTÈMES SPLIT EN MÉTAL**

 **METALL-INSTALLATIONSBOX  
FÜR SPLIT SYSTEME FÜR AUS-  
SENBEREICH**



**For outdoor**

**Datasheet**

| CODE      | DESCRIPTION  | DIMENSIONS [mm] |     |    | NO.OF INLETS | NO.OF OUTPUTS | U.M. | <br>Pieces per box |
|-----------|--|-----------------|-----|----|--------------|---------------|------|---|
|           |  | A               | B   | C  |              |               |      |   |
| SCD200009 | OUTDOOR RECESSED METAL BOX FOR SPLIT SYSTEMS MOD. "METAL BOX" 150x500x80 | 150             | 500 | 80 | 12           | 6             | PCS  | 2   |
| SCD200010 | OUTDOOR RECESSED METAL BOX FOR SPLIT SYSTEMS MOD. "METAL BOX" 200x600x80 | 200             | 600 | 80 | 14           | 8             | PCS  | 2   |



 **CONDENSATE DRAIN PIPE  
Ø 18 DOUBLE CLADDING -  
SLEEVES Ø 16/18**

**TECHNICAL SPECIFICATIONS**

- For duct and flush installations
- Push-fit on built-in installation box or split pipe
- No need for O-ring
- Anti-UVA polyethylene
- Sleeve Ø 16 / 18 (M/F) every 50 cm
- Double white outer coating and inner black tube Ø 18

 **TUYAU DE DRAINAGE DU  
CONDENSAT Ø 18 DOUBLE  
REVÊTEMENT - MANCHONS  
Ø 16/18**

**CARACTÉRISTIQUES TECHNIQUES**

- Pour les installations dans conduits et gaines
- Accouplement à pression sur tuyau prédisposé ou fendu
- Pas besoin de anneau O-ring
- Polyéthylène anti-UVA
- Manchon Ø 16/ 18 / (M/F) tous les 50 cm
- Double revêtement extérieur blanc et tube noir intérieur Ø 18

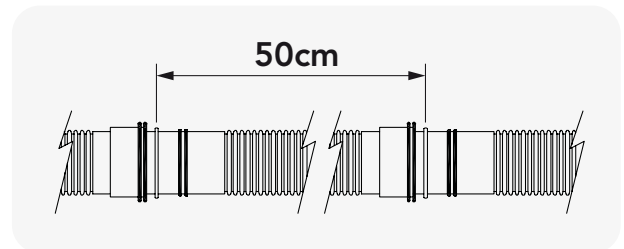
 **KONDENSATABLAUFROHR Ø  
18 MIT DOPPELTER ISOLIE-  
RUNG - MUFFEN Ø 16/18**

**TECHNISCHE EIGENSCHAFTEN**

- Für die Montage in Kanal und unter Putz
- Steckmuffe am Installationsbox- oder Split-Rohr
- Kein O-Ringe erforderlich
- UVA-geschütztes Polyethylen
- Muffe Ø 16 / 18 (M/F) alle 50 cm
- Doppelte Außenbeschichtung weiß und innen schwarz Schlauch Ø 18



 **MADE IN ITALY**



**For duct and sub-track installations**

**Resistant to -22°C**


**Handy central opening for convenient tube extraction**

**Sleeve Ø 16 / 18 (m/f) every 50 cm**

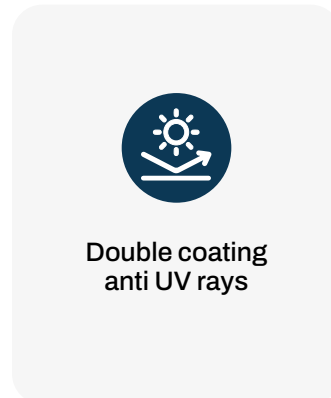
**Details**



Pipe cross-section



Packaging



**Double coating  
anti UV rays**

| CODE      | DESCRIPTION   | LENGHT    | U.M. | Pieces per box | U.M. Pallet |
|-----------|---|-----------|------|----------------|-------------|
| 11126344  | CONDENSATE DRAIN HOSE Ø18 DUAL LAYER WHITE INSIDE AND BLACK INSIDE-CUFFS Ø16/18 | 50m ROLL. | PCS  | 1              | 40          |
| SCD300001 | CONDENSATE DRAIN HOSE Ø18 DUAL LAYER WHITE INSIDE AND BLACK INSIDE-CUFFS Ø16/18 | 25m ROLL. | PCS  | 1              | -           |

**Datasheet**



 **CONDENSATE DRAIN PIPE  
Ø 20 DOUBLE CLADDING -  
SLEEVES Ø 18/20**

**TECHNICAL SPECIFICATIONS**

- For duct and flush installations
- Push-fit on built-in installation box or split pipe or Regio siphon Cod. 11126322B
- No need for O-ring
- Anti-UVA polyethylene
- Sleeve Ø 18 / 20 (M/F) every 52 cm
- Double white outer coating and inner black tube Ø 20

 **TUYAU DE DRAINAGE DU  
CONDENSAT Ø 20 DOUBLE  
REVÊTEMENT - MANCHONS  
Ø 18/20**

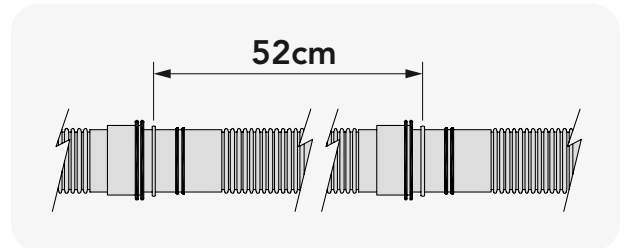
**CARACTÉRISTIQUES TECHNIQUES**

- Pour les installations dans conduits et gaines
- Accouplement à pression sur tuyau prédisposé ou fendu ou siphon Regio 11126322B
- Pas besoin de anneau O-ring
- Polyéthylène anti-UVA
- Manchon Ø 18/ 20 (M/F) tous les 52 cm
- Double revêtement extérieur blanc et tube noir intérieur Ø 20

 **KONDENSATABLAUFROHR Ø  
20 MIT DOPPELTER ISOLIE-  
RUNG - MUFFEN Ø 18/20**

**TECHNISCHE EIGENSCHAFTEN**

- Für die Montage in Kanal und unter Putz
- Steckmuffe am Installationsbox oder Split-Rohr oder Siphon Regio Cod. 11126322B
- Kein O-Ringe erforderlich
- UVA-geschütztes Polyethylen
- Muffe Ø 18 / 20 (M/F) alle 52 cm
- Doppelte Außenbeschichtung weiß und innen schwarz Schlauch Ø 20



For duct and sub-track installations

Resistant to -22°C


Handy central opening for convenient tube extraction

Sleeve Ø 16 / 18 (m/f) every 52 cm

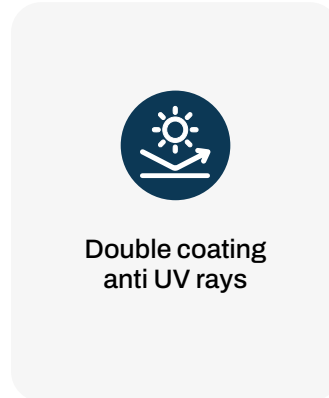
**Details**



Pipe cross-section



Packaging



| CODE      | DESCRIPTION  | LENGHT    | U.M. | Pieces per box | U.M. Pallet |
|-----------|--|-----------|------|----------------|-------------|
| 11126345  | CONDENSATE DRAIN HOSE Ø20 DUAL-LAYER WHITE OUTSIDE AND BLACK INSIDE-CUFFS Ø18/20 | 50m ROLL. | PCS  | 1              | 40          |
| SCD300002 | CONDENSATE DRAIN HOSE Ø20 DUAL-LAYER WHITE OUTSIDE AND BLACK INSIDE-CUFFS Ø18/20 | 25m ROLL. | PCS  | 1              | -           |



**CONDENSATE DISCHARGE PIPE Ø 20 WITH DOUBLE COATING - SLEEVES Ø 16/18 AND Ø 18/20, ALTERNATED**

**TECHNICAL SPECIFICATIONS**

- For duct and flush installations
- Push-fit on built-in installation box or split pipe
- No need for O-ring
- Anti-UVA polyethylene
- Sleeves Ø16/18 and Ø18/20 (M/F) every 52 cm
- Double white outer coating and inner black tube

**TUYAU D'ÉVACUATION DES CONDENSATS Ø 20 À DOUBLE REVÊTEMENT - MANCHONS Ø 16/18 ET Ø 18/20 ALTERNÉS**

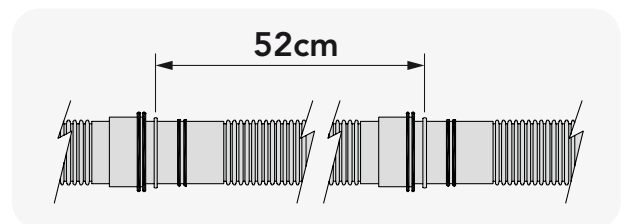
**CARACTÉRISTIQUES TECHNIQUES**

- Pour les installations dans conduits et gaines
- Accouplement à pression sur tuyau prédisposé ou fendu
- Pas besoin de anneau O-ring
- Polyéthylène anti-UVA
- Manchons Ø16/18 et Ø18/20 (M/F) tous les 52 cm
- Double revêtement extérieur blanc et tube noir intérieur

**KONDENSATABLAUFLEITUNG Ø 20 MIT DOPPELTER BESCHÜTZUNG - MUFFEN Ø 16/18 UND Ø 18/20 IM WECHSEL**

**TECHNISCHE EIGENSCHAFTEN**

- Für die Montage in Kanal und unter Putz
- Steckmuffe am Installationsbox- oder Split-Rohr
- Kein O-Ringe erforderlich
- UVA-geschütztes Polyethylen
- Muffen Ø16/18 und Ø18/20 (M/F) alle 52 cm
- Doppelte Außenbeschichtung weiß und innen schwarz Schlauch



**For duct and recessed installations**

**Handy central opening for convenient tube extraction**


**Sleeve Ø 16 / 18 (m/f) and Ø 18 / 20 (m/f) every 52 cm**

**Resistant to -22°C**

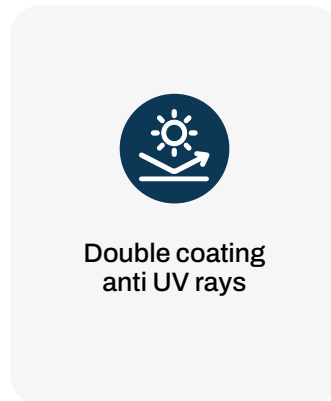
**Details**



Pipe cross-section



Packaging



Double coating anti UV rays

| CODE      | DESCRIPTION  | LENGHT   | U.M. | Pieces per box |
|-----------|--|----------|------|----------------|
| SCD300086 | CONDENSATE DRAIN PIPE Ø20 DUAL LAYER (INNER WHITE - OUTER BLACK) - CUFFS Ø16/18 - Ø18/20 ALTERNATING - ROLL 50 m | 50m ROLL | PCS  | 1              |



 **CONDENSATE DRAIN PIPE  
Ø 18 SINGLE CLADDING -  
SLEEVES Ø 16/18**


**TECHNICAL SPECIFICATIONS**

- For duct installations
- Push-fit for split pipe
- No need for O-ring
- Polyethylene L.D. anti-UVA
- Sleeve Ø 16 / 18 M/F every 52 cm
- Single white coating

 **TUYAU DE DRAINAGE DU  
CONDENSAT Ø 18 SIMPLE  
REVÊTEMENT - MANCHONS  
Ø 16/18**

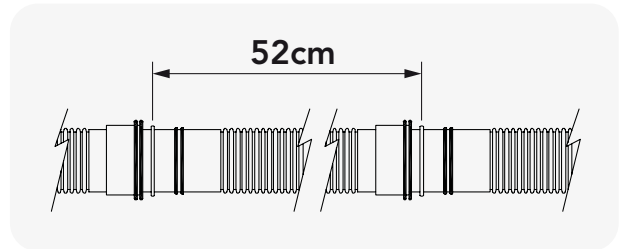
**CARACTÉRISTIQUES TECHNIQUES**

- Pour l'installation dans une gaine
- Accouplement à pression pour tuyau fendu
- Pas besoin de anneau O-ring
- Polyéthylène L.D. anti-UVA
- Manchon Ø 16/ 18 /M/F tous les 52 cm
- Revêtement blanc simple

 **KONDENSATABLAUFROHR Ø  
18 EINFACHBESCHICHTUNG -  
MUFFEN Ø 16/18**

**TECHNISCHE EIGENSCHAFTEN**

- Für die Montage in Kanal
- Steckmuffe für Split-Rohr
- Kein O-Ringe erforderlich
- Polyethylen L.D. anti-UVA
- Muffe Ø 16 / 18 M/F alle 52 cm
- Einfache weiße Beschichtung



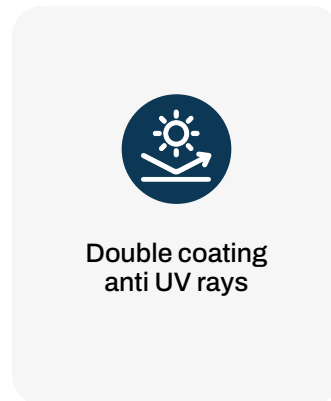

**For duct installations**

**Resistant to -22°C**

**Handy central opening for convenient tube extraction**

**Sleeve Ø 16 / 18 (m/f) every 52 cm**

**Details**



| CODE     | DESCRIPTION  | LENGHT    | U.M. | Pieces per box | U.M. Pallet |
|----------|--|-----------|------|----------------|-------------|
| 11126316 | CONDENSATE DRAIN HOSE FOR TRUNKING Ø 18 SINGLE LAYER WHITE CUFFS Ø 16/18 | 50m ROLL. | PCS  | 1              | 40          |



**CONDENSATE DISCHARGE PIPE Ø 20 WITH SINGLE COATING - SLEEVES Ø 16/18 AND Ø18/20, ALTERNATED**

**TECHNICAL SPECIFICATIONS**

- For duct installations
- Push-fit for split pipe
- No need for O-ring
- Polyethylene L.D. anti-UVA
- Sleeve Ø 16/18 and e Ø18/20 alternated every 52 cm
- Single white coating

**TUYAU D'ÉVACUATION DES CONDENSATS Ø 20 À REVÊTEMENT SIMPLE - MANCHONS Ø 16/18 ET Ø 18/20 ALTERNÉS**


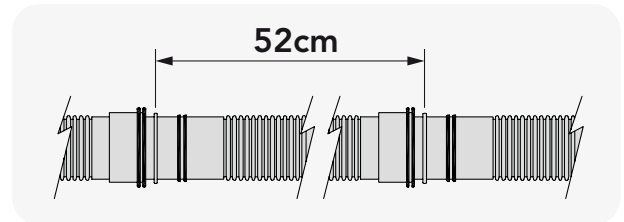
**CARACTÉRISTIQUES TECHNIQUES**

- Pour l'installation dans une gaine
- Accouplement à pression pour tuyau fendu
- Pas besoin de anneau O-ring
- Polyéthylène L.D. anti-UVA
- Manchon Ø 16/18 et Ø18/20 alternés tous les 52 cm
- Revêtement blanc simple

**KONDENSATABLAUFLEITUNG Ø 20 MIT EINFACHER BESCHICHTUNG - MUFFEN Ø 16/18 UND Ø 18/20 IM WECHSEL**

**TECHNISCHE EIGENSCHAFTEN**

- Für die Montage in Kanal
- Steckmuffe für Split-Rohr
- Kein O-Ringe erforderlich
- Polyethylen L.D. anti-UVA
- Muffe Ø 16/18 und Ø18/20 im Wechsel alle 52 cm
- Einfache weiße Beschichtung



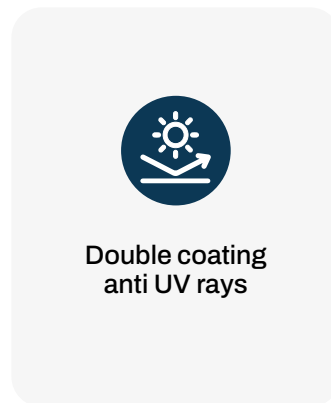

**For duct installations**

**Resistant to -22°C**

**Handy central opening for convenient tube extraction**

**Sleeve Ø 16 / 18 (m/f) and Ø 18 / 20 (m/f) every 52 cm**

**Details**



| CODE      | DESCRIPTION  | LENGHT   | U.M. | Pieces per box |
|-----------|--|----------|------|----------------|
| SCD300087 | CONDENSATE DRAIN PIPE IN TRUNKING Ø20 SINGLE LAYER- WHITE - CUF-FS Ø16/18 - Ø18/20 -ALTERNATING - ROLLS 50 m | 50m ROLL | PCS  | 1              |

**Datasheet**

**CONDENSATE DRAIN PIPE Ø 18 SINGLE GRAY CLADDING - SLEEVES Ø 16/18**

**TECHNICAL SPECIFICATIONS**

- For duct installations
- Push-fit for split pipe
- No need for O-ring
- L.D. polyethylene, UV-resistant, with 80% recovered materials
- Sleeve Ø 16 / 18 every 52 cm
- Single grey coating

**TUYAU DE DRAINAGE DU CONDENSAT Ø 18 SIMPLE GRIS REVÊTEMENT - MANCHONS Ø 16/18**

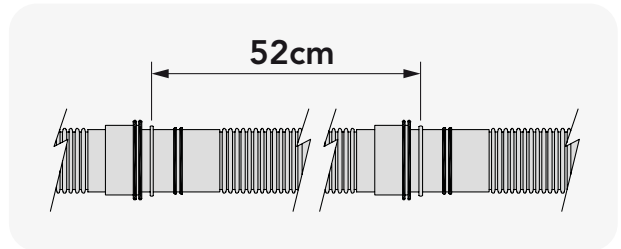
**CARACTÉRISTIQUES TECHNIQUES**

- Pour l'installation dans une gaine
- Accouplement à pression pour tuyau fendu
- Pas besoin de anneau O-ring
- Polyéthylène L.D., résistant aux UV, avec 80 % de matériaux récupérés
- Manchon Ø 16 / 18 tous les 52 cm
- Revêtement gris simple

**KONDENSATABLAUFROHR Ø 18 GRAU EINFACHBE-SCHICHTUNG - MUFFEN Ø 16/18**

**TECHNISCHE EIGENSCHAFTEN**

- Für die Montage in Kanal
- Steckmuffe für Split-Rohr
- Kein O-Ringe erforderlich
- L.D.-Polyethylen, UV-beständig, mit 80 % wiedergewonnenem Material
- Muffe Ø 16 / 18 alle 52 cm
- Einfache graue Beschichtung




For duct and sub-track installations

Resistant to -22°C


Handy central opening for convenient tube extraction

Sleeve Ø 16 / 18 (m/f) every 52 cm

**Details**



Pipe cross-section



Packaging



| CODE      | DESCRIPTION  | LENGHT | U.M. | Pieces per box |
|-----------|--|--------|------|----------------|
| SCD3E0010 | CONDENSATE DRAIN PIPE Ø18 SINGLE LAYER - COLOR GERY -CUFF Ø16/18 - ROLL A 50 m | 50m    | PCS  | 1              |

**CONDENSATE DISCHARGE PIPE Ø 20 WITH SINGLE COATING - SLEEVES Ø 16/18 AND 18/20, ALTERNATED**

**TECHNICAL SPECIFICATIONS**

- For duct installations
- Push-fit for split pipe
- No need for O-ring
- L.D. polyethylene, UV-resistant, with 80% recovered materials
- Sleeves Ø 16/18 and Ø 18/20 alternated every 52 cm
- L.D. polyethylene, UV-resistant, with 80% recovered materials

**TUYAU D'ÉVACUATION DES CONDENSATS Ø 20 À REVÊTEMENT SIMPLE, GRIS - MANCHONS Ø 16/18 ET Ø 18/20 ALTERNÉS**

**CARACTÉRISTIQUES TECHNIQUES**

- Pour l'installation dans une gaine
- Accouplement à pression pour tuyau fendu
- Pas besoin de anneau O-ring
- Polyéthylène L.D., résistant aux UV, avec 80 % de matériaux récupérés
- Manchons Ø 16/18 et Ø 18/20 alternés tous les 52 cm
- Polyéthylène L.D., résistant aux UV, avec 80 % de matériaux récupérés

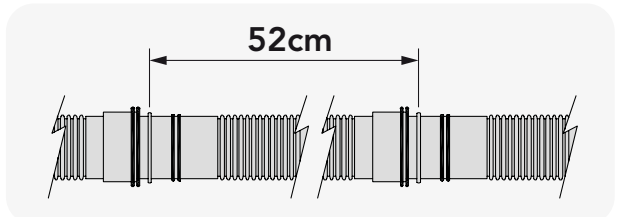
**KONDENSATABLAUFLEITUNG Ø 20 MIT EINFACHER GRAUER BESCHICHTUNG - MUFFEN Ø 16/18 UND Ø 18/20 IM WECHSEL**

**TECHNISCHE EIGENSCHAFTEN**

- Für die Montage in Kanal
- Steckmuffe für Split-Rohr
- Kein O-Ringe erforderlich
- L.D.-Polyethylen, UV-beständig, mit 80 % wiedergewonnenem Material
- Muffen Ø 16/18 und Ø 18/20 im Wechsel alle 52 cm
- L.D.-Polyethylen, UV-beständig, mit 80 % wiedergewonnenem Material



MADE IN ITALY



JUNCTION SLEEVE

For duct and sub-track installations

Resistant to -22°C

Handy central opening for convenient tube extraction

Sleeve Ø 16 / 18 (m/f) and Ø 18 / 20 (m/f) every 52 cm

**Details**



Pipe cross-section



Packaging

| CODE      | DESCRIPTION  | LENGHT | U.M. | Pieces per box |
|-----------|--|--------|------|----------------|
| SCD300088 | CONDENSATE DRAIN PIPE Ø20 SINGLE LAYER- GREY - CUFFS- Ø16/18 - Ø18/20 ALTERNATING- ROLL 50 m | 50m    | PCS  | 1              |

**Datasheet**

**CONDENSATE DRAIN PIPE  
Ø 20 SINGLE CLADDING -  
SLEEVES Ø 18/20**

**TECHNICAL SPECIFICATIONS**

- For duct installations
- No need for O-ring
- Polyethylene L.D. anti-UVA
- Sleeve Ø 18 / 20 M/F every 52 cm
- Single white coating

**TUYAU DE DRAINAGE DU  
CONDENSAT Ø 20 SIMPLE  
REVÊTEMENT - MANCHONS  
Ø 18/20**

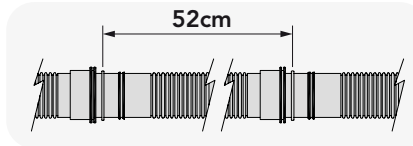
**CARACTÉRISTIQUES TECHNIQUES**

- Pour l'installation dans une gaine
- Pas besoin de anneau O-ring
- Polyéthylène L.D. anti-UVA
- Manchon Ø 18/ 20 /M/F tous les 52 cm
- Revêtement blanc simple

**KONDENSATABLAUFROHR Ø  
20 EINFACHBESCHICHTUNG -  
MUFFEN Ø 18/20**


**TECHNISCHE EIGENSCHAFTEN**

- Für die Montage in Kanal
- Kein O-Ringe erforderlich
- Polyethylen L.D. anti-UVA
- Muffe Ø 18 / 20 M/F alle 52 cm
- Einfache weiße Beschichtung



MADE IN ITALY

**Details**



**Datasheet**



| CODE     | DESCRIPTION  | LENGHT    | U.M. | Pieces per box | U.M. Pallet |
|----------|--|-----------|------|----------------|-------------|
| 11126320 | CONDENSATE DRAIN HOSE FOR TRUNKING Ø 20 SINGLE LAYER WHITE CUFFS Ø 18/20 | 50m ROLL. | PCS  | 1              | 40          |

**CONDENSATE DRAIN PIPE Ø  
20 SINGLE GRAY CLADDING -  
SLEEVES Ø 18/20**

**TECHNICAL SPECIFICATIONS**

- For duct installations
- No need for O-ring
- L.D. polyethylene, UV-resistant, with 80% recovered materials
- Sleeve Ø 18 / 20 M/F every 52 cm
- Single grey coating

**TUYAU DE DRAINAGE DU  
CONDENSAT Ø 20 SIMPLE  
GRIS REVÊTEMENT -  
MANCHONS Ø 18/20**

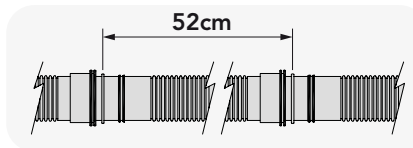
**CARACTÉRISTIQUES TECHNIQUES**

- Pour l'installation dans une gaine
- Pas besoin de anneau O-ring
- Polyéthylène L.D., résistant aux UV, avec 80 % de matériaux récupérés
- Manchon Ø 18/ 20 /M/F tous les 52 cm
- Revêtement gris simple

**KONDENSATABLAUFROHR Ø  
20 EINFACHBESCHICHTUNG -  
MUFFEN Ø 18/20**


**TECHNISCHE EIGENSCHAFTEN**

- Für die Montage in Kanal
- Kein O-Ringe erforderlich
- L.D.-Polyethylen, UV-beständig, mit 80 % wiedergewonnenem Material
- Muffe Ø 18 / 20 M/F alle 52 cm
- Einfache graue Beschichtung



MADE IN ITALY

**Details**



**Datasheet**



| CODE      | DESCRIPTION  | LENGHT | U.M. | Pieces per box |
|-----------|--|--------|------|----------------|
| SCD3E0011 | CONDENSATE DRAIN PIPE Ø20 SINGLE LAYER - COLOR GERY -CUFF Ø18/20-ROLLA 50m | 50m    | PCS  | 1              |

**CONDENSATE DRAIN PIPE REINFORCED BY UNDER-TRACK Ø 18 SINGLE CLADDING WITH O-RING**

**TECHNICAL SPECIFICATIONS**

- Suitable for flush installations
- Push-fit on built-in installation box
- Polyethylene L.D. anti-UVA
- Sleeve Ø 16 - 16 / 18 - 18 every 52 cm
- Roll 50 m
- 30 o-rings supplied
- Single white coating

**TUYAU DE DRAINAGE DU CONDENSAT RENFORCÉ POUR ENCASTREMENT Ø 18 SIMPLE REVÊTEMENT AVEC ANNEAU O-RING**

**CARACTÉRISTIQUES TECHNIQUES**

- Pour les installations sous gaine
- Accouplement à pression sur la prédisposition
- Polyéthylène L.D. anti-UVA
- Manchon Ø 16 - 16 / 18 - 18 alternés tous les 52 cm
- Rouleau de 50 m
- 30 Anneau o-ring fournis
- Revêtement blanc simple

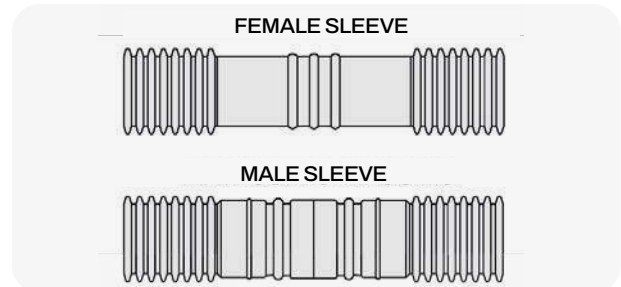
**VERSTÄRKTE KONDENSATABLEITUNG FÜR UNTERFLURVERLEGUNG Ø 18 EINFACHBESCHICHTUNG MIT O-RING**

**TECHNISCHE EIGENSCHAFTEN**

- Für die Unterputzmontage• Steckmuffe am Installationsbox
- Polyethylen L.D. anti-UVA
- Muffe Ø 16 - 16 / 18 - 18 alle 52 cm
- 50 m Rolle
- 30 O-Ringe im Lieferumfang enthalten
- Einfache weiße Beschichtung




MADE IN ITALY



For split installation box see page 50

**Details**



Pipe cross-section



Packaging



Double coating anti UV rays

Sleeve Ø 16 - 16 / 18 - 18 (m/f) every 52 cm

| CODE      | DESCRIPTION  | LENGHT    | U.M. | Pieces per box | U.M. Pallet |
|-----------|--|-----------|------|----------------|-------------|
| 11126344T | CONDENSATE DRAIN HOSE Ø 18 FOR CHASING WHITE SINGLE LAYER Ø 16/-18 WITHO-RINGS | 50m ROLL. | PCS  | 1              | 40          |

Datasheet



**O-RING FOR CONDENSATE DRAIN PIPE REINFORCED BY SINGLE COATING SUB-TRACK Ø 18 - 20**

**ANNEAU O-RING POUR TUBE CONDENSATS RENFORCÉ Ø 16 - 18 SOUS GAINE SIMPLE REVÊTEMENT**

**O-RING FÜR KONDENSATABLEITUNG DURCH EINFACHBESCHICHTUNG VERSTÄRKT FÜR UNTERFLURVERLEGUNG Ø 18 - 20**



Pack of 60 O-rings

| CODE  | DESCRIPTION                   | U.M. | Pieces per box |
|-------|-------------------------------|------|----------------|
| KIT87 | SET OF O-RINGS Ø 18 FOR HOSES | KIT  | 1              |

Datasheet



**CONDENSATE DRAIN PIPE REINFORCED BY UNDER-TRACK Ø 20 SINGLE CLADDING WITH O-RING**

**TECHNICAL SPECIFICATIONS**

- Suitable for flush installations
- Push-fit on built-in installation box
- Polyethylene L.D. anti-UVA
- Sleeve Ø 18 - 18 / 20 - 20 every 52 cm
- 30 o-rings supplied
- Single white coating

**TUYAU DE DRAINAGE DU CONDENSAT RENFORCÉ POUR ENCASTREMENT Ø 20 SIMPLE REVÊTEMENT AVEC ANNEAU O-RING**

**CARACTÉRISTIQUES TECHNIQUES**

- Pour les installations sous gaine
- Accouplement à pression sur la prédisposition
- Polyéthylène L.D. anti-UVA
- Manchon Ø 18 - 18 / 20 - 20 alternés tous les 52 cm
- 30 Anneau o-ring fournis
- Revêtement blanc simple

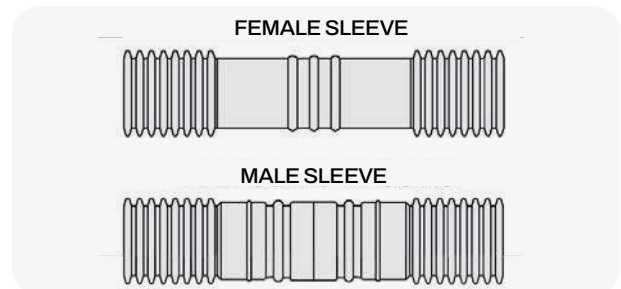
**VERSTÄRKTE KONDENSATABLEITUNG FÜR UNTERFLURVERLEGUNG Ø 20 EINFACHBESCHICHTUNG MIT O-RING**

**TECHNISCHE EIGENSCHAFTEN**

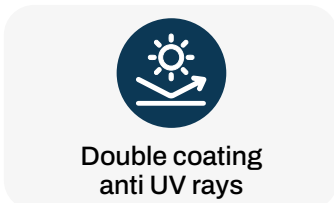

- Für die Unterputzmontage
- Steckmuffe am Installationsbox
- Polyethylen L.D. anti-UVA
- Muffe Ø 18 - 18 / 20 - 20 alle 52 cm
- 30 O-Ringe im Lieferumfang enthalten
- Einfache weiße Beschichtung



MADE IN ITALY



**Details**



Sleeve Ø 18 - 18 / 20 - 20 (m/f) every 52 cm

| CODE      | DESCRIPTION   | LENGHT    | U.M. | Pieces per box |
|-----------|---|-----------|------|----------------|
| 11126346T | CONDENSATE DRAIN HOSE Ø 20 FOR CHASING WHITE SINGLE LAYER Ø 18/-20 WITH O-RINGS | 50m ROLL. | PCS  | 1              |



**O-RING FOR CONDENSATE DRAIN PIPE REINFORCED BY SINGLE COATING SUB-TRACK Ø 18 - 20**

**ANNEAU O-RING POUR TUBE CONDENSATS RENFORCÉ Ø 18 - 20 SOUS GAINÉ SIMPLE REVÊTEMENT**

**O-RING FÜR KONDENSATABLEITUNG DURCH EINFACHBESCHICHTUNG VERSTÄRKT FÜR UNTERFLURVERLEGUNG Ø 18 - 20**



Pack of 60 O-rings

| CODE  | DESCRIPTION                   | U.M. | Pieces per box |
|-------|-------------------------------|------|----------------|
| KIT88 | SET OF O-RINGS Ø 20 FOR HOSES | KIT  | 1              |



**BLUE CONDENSATE DRAIN PIPE REINFORCED BY UNDER-TRACK Ø 20 SINGLE CLADDING - SLEEVES Ø 18/20**

**TECHNICAL SPECIFICATIONS**

- Suitable for flush installations
- Push-fit on built-in installation box
- No need for O-ring
- Polyethylene L.D. anti-UVA
- Sleeve Ø 18 / 20 every 52 cm
- Ultra-flexible 50m roll or ultra-flexible 25 m mini-roll
- Single blue coating

**TUYAU DE DRAINAGE DU CONDENSAT BLEU RENFORCÉ POUR ENCASTREMENT Ø 20 MONOCOUCHE - MANCHONS Ø 18/20**

**CARACTÉRISTIQUES TECHNIQUES**

- Pour les installations sous gaine
- Accouplement à pression sur la prédisposition
- Pas besoin de anneau O-ring
- Polyéthylène L.D. anti-UVA
- Manchon Ø 18 / 20 tous les 52 cm
- Rouleau de 50 m ultra-flexible ou mini-rouleau de 25 m ultra-flexible
- Revêtement bleu simple

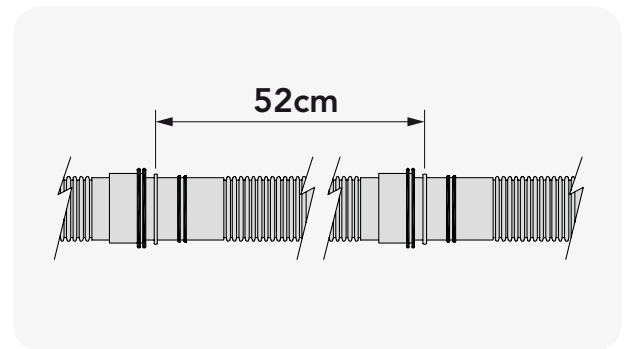
**HELLBLAUE KONDENSATABLEITUNG VERSTÄRKT FÜR UNTERFLURVERLEGUNG MIT Ø 20 EINFACHBESCHICHTUNG - MUFFEN Ø 18/20**

**TECHNISCHE EIGENSCHAFTEN**

- Für die Unterputzmontage
- Steckmuffe am Installationsbox
- Kein O-Ringe erforderlich
- Polyethylen L.D. anti-UVA
- Muffe Ø 18 / 20 alle 52 cm
- Ultraflexible 50-m-Rolle oder ultraflexible 25-m-Mini-Rolle
- Einfache blaue Beschichtung




**MADE IN ITALY**



**Sleeve ø 18 - 18 / 20 - 20 (m/f) every 52 cm**




For split installation box see page 50



**JUNCTION SLEEVE**



**Double coating anti UV rays**

| CODE      | DESCRIPTION   | LENGHT    | U.M. |  Pieces per box |
|-----------|---|-----------|------|--|
| 11126346  | BLUE REINFORCED CONDENSATE DRAIN HOSE FOR CHASING Ø 20 SINGLE LAYER CUFFS Ø18/20" | 50m ROLL. | PCS  | 1  |
| SCD300003 | BLUE REINFORCED CONDENSATE DRAIN HOSE FOR CHASING Ø 20 SINGLE LAYER CUFFS Ø18/20" | 25m ROLL. | PCS  | 1  |

**Datasheet**



**CONDENSATE DRAIN PIPE DOUBLE INSULATED CLADDING Ø 14 AND Ø 20 FOR UNDER-TRACK AND DUCT INSTALLATION**

**TECHNICAL SPECIFICATIONS**

- For duct and flush installations
- Push-fit on built-in installation box
- No need for O-ring
- 6mm insulation
- Double white outer coating and inner black
- Roll 20 m

**TUYAU DE DRAINAGE DU CONDENSAT DOUBLE REVÊTEMENT ISOLÉ Ø 14 AND Ø 20 POUR INSTALLATION INTÉGRÉ ET DANS GOULOTTE**

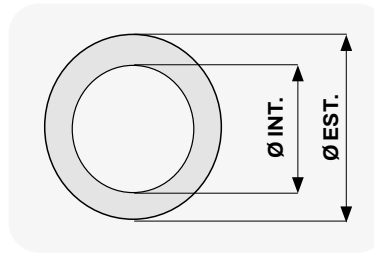
**CARACTÉRISTIQUES TECHNIQUES**

- Pour les installations dans conduits et gaines
- Accouplement à pression sur la prédisposition
- Pas besoin de anneau O-ring
- Isolation de 6 mm
- Double revêtement extérieur blanc et noir intérieur
- Rouleau de 20 m

**KONDENSATABLEITUNG MIT DOPPELTER ISOLIERUNG Ø 14 UND Ø 20 FÜR UNTERFLURVERLEGUNG UND IN KANÄLEN**

**TECHNISCHE EIGENSCHAFTEN**

- Für die Montage in Kanal und unter Putz
- Steckmuffe am Installationsbox
- Kein O-Ringe erforderlich
- 6 mm Dämmung
- Doppelte Außenbeschichtung weiß und innen schwarz
- 20 m Rolle



| CODE      | DESCRIPTION   | Ø INT. [mm] | Ø EXT. [mm] | U.M. | Pieces per box |
|-----------|---|-------------|-------------|------|----------------|
| 11126328  | INSULATED CONDENSATE DRAIN HOSE DUAL-LAYER WHITE OUTSIDE BLACK INSIDE Ø14 FOR TRUNKING OR CHASING | 14          | 26          | PCS  | 1              |
| SCC300005 | INSULATED CONDENSATE DRAIN HOSE DUAL-LAYER WHITE OUTSIDE BLACK INSIDE Ø20 FOR TRUNKING OR CHASING | 20          | 31          | PCS  | 1              |



**30 M COILED PVC CONDENSATE DRAIN PIPE FOR DUCT INSTALLATION**

**TUYAU DE DRAINAGE DU CONDENSAT EN PVC EN-ROULÉ DE 30 M POUR INSTALLATION DANS GOULOTTE**

**30 M SPIRALFÖRMIGE PVC-KONDENSATABLEITUNG FÜR ZUM EINBAU IN KANÄLEN**



**MADE IN ITALY**


| CODE      | DESCRIPTION  | LENGHT   | U.M. | Pieces per box |
|-----------|--|----------|------|----------------|
| SCD300098 | CONDENSATE DRAIN HELIX HOSE SINGLE LAYER Ø 16 FOR INSTALLATION IN A CHASE OR IN TRUNKING (30 MT) | 30m ROLL | PCS  | 1              |
| 111263268 | CONDENSATE DRAIN HELIX HOSE SINGLE LAYER Ø 18 FOR INSTALLATION IN A CHASE OR IN TRUNKING (30 MT) | 30m ROLL | PCS  | 1              |
| SCD300099 | CONDENSATE DRAIN HELIX HOSE SINGLE LAYER Ø 20 FOR INSTALLATION IN A CHASE OR IN TRUNKING (30 MT) | 30m ROLL | PCS  | 1              |
| SCC300006 | CONDENSATE DRAIN HELIX HOSE SINGLE LAYER Ø 25 FOR INSTALLATION IN A CHASE OR IN TRUNKING (30 MT) | 30m ROLL | PCS  | 1              |
| 111263274 | CONDENSATE DRAIN HELIX HOSE SINGLE LAYER Ø 32 FOR INSTALLATION IN A CHASE OR IN TRUNKING (30 MT) | 30m ROLL | PCS  | 1              |



 2-WAY "Y" FITTING  
Ø 18 - 20

 RACCORD EN "Y"  
À 2 VOIES Ø 18 - 20


 2-WEGE "Y"-AN-  
SCHLUSS Ø 18 - 20

 MADE IN ITALY



Datasheet



| CODE     | DESCRIPTION             | U.M. |  Pieces per box |
|----------|-------------------------|------|--|
| 11126001 | 2-WAY Y-FITTING Ø 18-20 | PCS  | 10   |

 2-WAY "Y" FITTING  
Ø 16 - 18

 RACCORD EN "Y"  
À 2 VOIES Ø 16 - 18


 2-WEGE "Y"-AN-  
SCHLUSS Ø 16 - 18

 MADE IN ITALY



Datasheet



| CODE     | DESCRIPTION             | U.M. |  Pieces per box |
|----------|-------------------------|------|--|
| 11126000 | 2-WAY Y-FITTING Ø 16-18 | PCS  | 10   |

 3-WAY STRAIGHT  
FITTING Ø 20 - 18  
-16


 RACCORD DROIT  
À 3 VOIES Ø 20 - 18  
-16

 3-WEGE-GERADE  
VERSCHRAU-  
BUNG Ø 20 - 18 -16



Datasheet



| CODE     | DESCRIPTION                       | U.M. |  Pieces per box |
|----------|-----------------------------------|------|--|
| 11126003 | 3-WAY STRAIGHT FITTING Ø 20-18-16 | PCS  | 10   |

 2-WAY STRAIGHT  
FITTING Ø 20 - 18  
-16

 RACCORD DROIT  
À 2 VOIES Ø 20 - 18  
-16

 2-WEGE-GERADE  
VERSCHRAU-  
BUNG Ø 20 - 18 -16



Datasheet



| CODE     | DESCRIPTION                       | U.M. |  Pieces per box |
|----------|-----------------------------------|------|--|
| 11126002 | 2-WAY STRAIGHT FITTING Ø 20-18-16 | PCS  | 10   |

 1 WAY STRAIGHT  
FITTING Ø 20 - 18  
-16


 RACCORD DROIT  
À 1 VOIE Ø 20 - 18  
-16

 1-WEG-GERADE  
VERSCHRAU-  
BUNG Ø 20 - 18 -16



Datasheet



| CODE     | DESCRIPTION                       | U.M. |  Pieces per box |
|----------|-----------------------------------|------|--|
| 11126010 | 1-WAY STRAIGHT FITTING Ø 20-18-16 | PCS  | 10   |

 "T" PIPE FITTING  
Ø 18 - 20


 RACCORD EN "T"  
POUR TUBE Ø 18  
-20

 "T"-ROHRAN-  
SCHLUSS Ø 18 - 20




Datasheet



| CODE     | DESCRIPTION                | U.M. |  Pieces per box |
|----------|----------------------------|------|--|
| 11126365 | T-FITTING FOR HOSE Ø 18-20 | PCS  | 10   |

 **TWO-WAY "Y" CONNECTION FOR FLEXIBLE CONDENSATE PIPE WITH O-RING**

 **RACCORD EN « Y » DEUX VOIES POUR TUYAU DE CONDENSAT FLEXIBLE AVEC O-RING**


 **ZWEI-WEGE "Y"-VERSCHRAUBUNG FÜR FLEXIBLE KONDENSATLEITUNG MIT O-RING**



 **MADE IN ITALY**

**Complete with 6 sealing O-rings**




| CODE     | DESCRIPTION  | Ø [mm]  | U.M. |  Pieces per box |
|----------|--|---------|------|--|
| 11126020 | 2-WAY "Y" CONNECTOR W/ O-RING FOR FLEXIBLE HOSES Ø 18-18 | 18 - 18 | PCS  | 10   |
| 11126022 | 2-WAY "Y" CONNECTOR W/ O-RING FOR FLEXIBLE HOSES Ø 20-20 | 20 - 20 | PCS  | 10   |

**Datasheet**



 **O-RING FOR CONDENSATE DRAIN PIPE REINFORCED BY SINGLE COATING SUB-TRACK Ø 18 - 20**

 **ANNEAU O-RING POUR TUBE CONDENSATS RENFORCÉ Ø 18 - 20 SOUS GAINE SIMPLE REVÊTEMENT**

 **O-RING FÜR KONDENSATABLEITUNG DURCH EINFACHBESCHICHTUNG VERSTÄRKT FÜR UNTERFLUR-VERLEGUNG Ø 18 - 20**




**Pack of 60 gaskets**

| CODE  | DESCRIPTION                   | U.M. |  Pieces per box |
|-------|-------------------------------|------|--|
| KIT88 | SET OF O-RINGS Ø 20 FOR HOSES | KIT  | 1  |
| KIT87 | SET OF O-RINGS Ø 18 FOR HOSES | KIT  | 1  |

**Datasheet**



 **CONNECTING SLEEVE FOR FLEXIBLE HOSE / FLEXIBLE HOSE WITH O-RING**

 **MANCHON DE RACCORDEMENT POUR TUBE FLEXIBLE / FLEXIBLE AVEC ANNEAU O-RING**


 **VERBINDUNGSMUFFE FÜR SCHLAUCH / SCHLAUCH MIT O-RING**



 **MADE IN ITALY**

**Complete with 4 sealing O-rings**

Allows to connect the drain pipe from our range at any point (see from page 67 to page 78)

| CODE     | DESCRIPTION   | Ø [mm]  | U.M. |  Pieces per box |
|----------|---|---------|------|--|
| 11126030 | COUPLING SLEEVE W/ O-RING FOR FLEXIBLE-FLEXIBLE HOSES Ø 18-18 | 18 - 18 | PCS  | 15   |
| 11126032 | COUPLING SLEEVE W/ O-RING FOR FLEXIBLE-FLEXIBLE HOSES Ø 20-20 | 20 - 20 | PCS  | 15   |

**Datasheet**



 **CONNECTING SLEEVE FOR RIGID FLEXIBLE HOSE WITH O-RING**

 **MANCHON DE RACCORDEMENT POUR TUBE FLEXIBLE RIGIDE AVEC O-RING**

 **VERBINDUNGSMUFFE FÜR STARREN SCHLAUCH MIT O-RING**

 **MADE IN ITALY**



**Complete with 3 sealing O-rings**

Allows to connect the drain pipe from our range at any point (see from page 67 to page 78)

**ATTENTION!** Always deburr the rigid pipe to facilitate insertion into the sleeve

| CODE     | DESCRIPTION  | Ø [mm]  | U.M. | Pieces per box |
|----------|--|---------|------|----------------|
| 11126040 | COUPLING SLEEVE W/ O-RING FOR FLEXIBLE-RIGID HOSES Ø 21-18 | 21 - 18 | PCS  | 15             |
| 11126042 | COUPLING SLEEVE W/ O-RING FOR FLEXIBLE-RIGID HOSES Ø 21-20 | 21 - 20 | PCS  | 15             |

**Datasheet**



 **SLEEVE PREPARATION FOR SPIRAL PVC FLEXIBLE HOSE**

 **MANCHON PRÉDISPOSITION POUR TUBE FLEXIBLE SPIRALÉ EN PVC**

 **INSTALLATIONSKASTEN-SMUFFE FÜR SPIRALFÖRMIG-EN PVC-SCHLAUCH**



Connects the preparation with Ø20 to the spiral PVC flexible pipe

| CODE      | DESCRIPTION   | Ø [mm]  | U.M. | Pieces per box |
|-----------|---|---------|------|----------------|
| SCC300007 | SLEEVE FOR READY-TO-PLUM BOX AND FLEXIBLE SPIRAL PVS HOSE Ø 20-32 | 20 - 32 | PCS  | 10             |

**Datasheet**



 **"Y" FITTING**

 **RACCORD EN « Y »**

 **"Y"-VERSCHRAUBUNG**



**Datasheet**



| CODE     | DESCRIPTION         | Ø [mm] | U.M. | Pieces per box |
|----------|---------------------|--------|------|----------------|
| 11126340 | Y-FITTING M-M-M Ø16 | 16     | PCS  | 10             |
| 11126341 | Y-FITTING M-M-M Ø20 | 20     | PCS  | 10             |

 **REDUCED JOINT Ø 20/16**

 **JOINT RÉDUIT Ø 20/16**

 **REDUZIERTES VERBINDUNGSTÜCK Ø 20/16**



 **MADE IN ITALY**

**Datasheet**



| CODE     | DESCRIPTION          | Ø [mm] | U.M. | Pieces per box |
|----------|----------------------|--------|------|----------------|
| 11126339 | M/M COUPLING Ø 20/16 | 20/16  | PCS  | 10             |

 **JOINT M/M**

 **JOINT M/M**

 **VERBINDUNGSTÜCK W/W**



| CODE     | DESCRIPTION      | Ø [mm] | UTILIZZABILI CON GLI ARTICOLI | U.M. | Pieces per box |
|----------|------------------|--------|-------------------------------|------|----------------|
| 11126354 | M/M COUPLING Ø14 | 14     | 11126316 + 11126344T          | PCS  | 10             |
| 11126355 | M/M COUPLING Ø16 | 16     | 11126320 + SCD300099          | PCS  | 10             |
| 11126359 | MM COUPLING Ø20  | 20     | SCD300098                     | PCS  | 10             |

 **MADE IN ITALY**

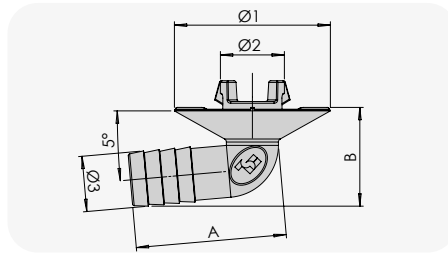
**Datasheet**



 **95° ANGLED WATER DRAIN  
PIPETTE WITH SNAP-ON  
ATTACHMENT**

 **PIPETTE D'ÉVACUATION DES  
CONDENSATS COUDÉE À 95°  
AVEC RACCORD DE PRESSION**


 **KONDENSATABLEITUN-  
GROHR IM 95°-WINKEL MIT  
STECKKUPPLUNG**



 **MADE IN ITALY**

[Datasheet](#)

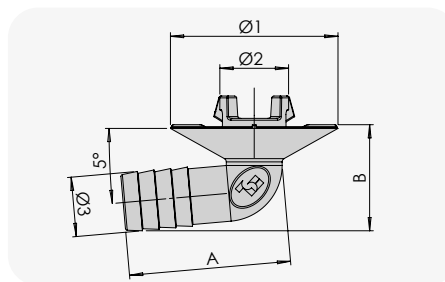


| CODE      | DESCRIPTION   | DIMENSIONS [mm] |      |    |    |    | U.M. |  Pieces per box |
|-----------|---|-----------------|------|----|----|----|------|--|
|           |   | A               | B    | Ø1 | Ø2 | Ø3 |      |  |
| SCD300043 | CONDENSATE DRAIN PIPETTE, Ø19 MACHINE COUPLING, Ø16 PIPE COUPLING | 43,4            | 28,5 | 45 | 19 | 16 | PCS  | 5  |
| SCD300044 | CONDENSATE DRAIN PIPETTE, Ø19 MACHING COUPLING, Ø20 PIPE COUPLING | 50,2            | 31,7 | 45 | 19 | 20 | PCS  | 5  |
| SCD300045 | CONDENSATE DRAIN PIPETTE, Ø32 MACHINE COUPLING, Ø16 PIPE COUPLING | 43,4            | 28,5 | 45 | 32 | 16 | PCS  | 5  |
| SCD300046 | CONDENSATE DRAIN PIPETTE, Ø32 MACHINE COUPLING, Ø20 PIPE COUPLING | 50,2            | 31,7 | 45 | 32 | 20 | PCS  | 5  |

 **95° ANGLED WATER DRAIN  
PIPETTE KIT WITH SNAP-ON  
ATTACHMENT**

 **KIT PIPETTE DE VIDANGE  
DES CONDENSATS COUDÉE  
À 95° À ENCLenchement  
PAR PRESSION**


 **KIT MIT 95° ABGEWINKEL-  
TEM KONDENSATABLEITUN-  
GROHR MIT STECKKUP-  
PLUNG**



 **MADE IN ITALY**


[Datasheet](#)

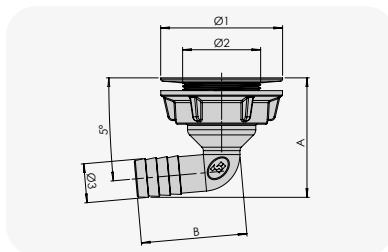


| CODE      | DESCRIPTION   | DIMENSIONS [mm] |      |    |    |    | U.M. |  Pieces per box |
|-----------|---|-----------------|------|----|----|----|------|--|
|           |   | A               | B    | Ø1 | Ø2 | Ø3 |      |  |
| SCD300047 | KIT FOR CONDENSATE DRAIN PIPETTE, Ø19 MACHINE COUPLING, Ø16 PIPE COUPLING | 43,4            | 28,5 | 45 | 19 | 16 | PCS  | 5  |
| SCD300048 | KIT FOR CONDENSATE DRAIN PIPETTE, Ø19 MACHINE COUPLING, Ø20 PIPE COUPLING | 50,2            | 31,7 | 45 | 19 | 20 | PCS  | 5  |
| SCD300059 | KIT FOR CONDENSATE DRAIN PIPETTE, Ø32 MACHINE COUPLING, Ø16 PIPE COUPLING | 43,4            | 28,5 | 45 | 32 | 16 | PCS  | 5  |
| SCD300060 | KIT FOR CONDENSATE DRAIN PIPETTE, Ø32 MACHINE COUPLING, Ø20 PIPE COUPLING | 50,2            | 31,7 | 45 | 32 | 20 | PCS  | 5  |

 **95° ANGLE CONDENSATE  
DRAIN PLUG WITH THREADED  
COLLAR CONNECTION Ø32**

 **PIPETTE D'ÉVACUATION DES  
CONDENSATS COUDÉE À  
95° AVEC RACCORD DE FIXA-  
TION À BAGUE FILETÉE Ø32**


 **KONDENSATABLEITUN-  
GROHR IM 95°-WINKEL MIT  
GEWINDERINGBEFESTIGUNG  
Ø32**





 **MADE IN ITALY**


[Datasheet](#)

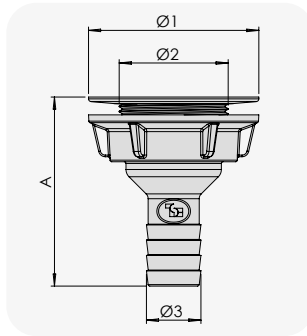


| CODE      | DESCRIPTION  | DIMENSIONS [mm] |      |    |    |    | U.M. |  Pieces per box |
|-----------|--|-----------------|------|----|----|----|------|--|
|           |  | A               | B    | Ø1 | Ø2 | Ø3 |      |  |
| SCD300040 | CONDENSATE DRAIN PIPETTE WITH Ø32 FIXING RING, Ø16 PIPE COUPLING | 49              | 43,4 | 50 | 32 | 16 | PCS  | 5  |
| SCD300041 | CONDENSATE DRAIN PIPETTE WITH Ø32 FIXING RING, Ø20 PIPE COUPLING | 52,2            | 50,2 | 50 | 32 | 20 | PCS  | 5  |
| SCD300042 | CONDENSATE DRAIN PIPETTE WITH Ø32 FIXING RING, Ø25 PIPE COUPLING | 56              | 57,8 | 50 | 32 | 25 | PCS  | 5  |

 **CONDENSATE DRAIN PLUG WITH THREADED COLLAR CONNECTION Ø32 DRAIN Ø16 - Ø20 - Ø25**

 **PIPETTE D'ÉVACUATION DES CONDENSATS AVEC RACCORD DE FIXATION À BAGUE FILETÉE Ø32 VIDANGE Ø16 - Ø20 - Ø25**

 **KONDENSATABLEITUNGSGROHR MIT GEWINDE-RINGBEFESTIGUNG Ø32 ANSCHLUSS Ø16 - Ø20 - Ø25 ABLAUF**



 **MADE IN ITALY**

**Datasheet**

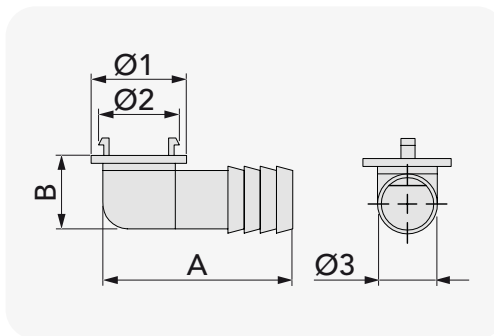


| CODE      | DESCRIPTION  | DIMENSIONS [mm] |    |    |    | U.M. | Pieces per box |
|-----------|--|-----------------|----|----|----|------|----------------|
|           |  | A               | Ø1 | Ø2 | Ø3 |      |                |
| SCD300037 | CONDENSATE DRAIN PIPETTE WITH Ø32 FIXING RING, Ø16 PIPE COUPLING | 55,5            | 50 | 32 | 16 | PCS  | 5              |
| SCD300038 | CONDENSATE DRAIN PIPETTE WITH Ø32 FIXING RING, Ø20 PIPE COUPLING | 56,5            | 50 | 32 | 20 | PCS  | 5              |
| SCD300039 | CONDENSATE DRAIN PIPETTE WITH Ø32 FIXING RING, Ø25 PIPE COUPLING | 57,5            | 50 | 32 | 25 | PCS  | 5              |

 **SMALL CONDENSATE COLLECTION PIPETTE KIT WITH O-RING**

 **KIT PIPETTE PETITE POUR COLLECTE CONDENSAT AVEC ANNEAU O-RING**

 **KLEINER PIPETTENSATZ FÜR DIE KONDENSATSAMMLUNG MIT O-RING**



**Datasheet**

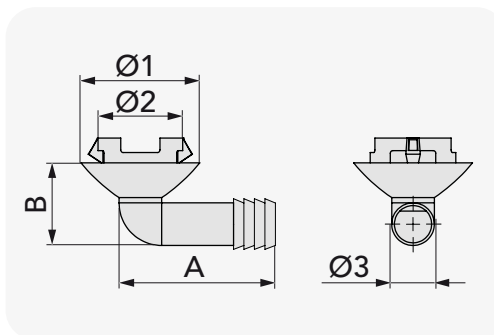


| CODE     | DESCRIPTION                                 | DIMENSIONS [mm] |    |    |    |    | U.M. | Pieces per box |
|----------|---|-----------------|----|----|----|----|------|----------------|
|          |   | A               | B  | Ø1 | Ø2 | Ø3 |      |                |
| 11126362 | SMALL CONDENSATE DRIP FUNNEL KIT WITH SEALS | 44              | 22 | 28 | 18 | 16 | KIT  | 1              |

 **LARGE CONDENSATE COLLECTION PIPETTE**

 **GRANDE PIPETTE DE COLLECTE DE CONDENSAT**

 **GROSSE KONDENSATSAMMELPIPETTE**



**Datasheet**



| CODE     | DESCRIPTION                  | DIMENSIONS [mm] |    |    |    |    | U.M. | Pieces per box |
|----------|------------------------------|-----------------|----|----|----|----|------|----------------|
|          |                              | A               | B  | Ø1 | Ø2 | Ø3 |      |                |
| 11126004 | LARGE CONDENSATE DRIP FUNNEL | 43              | 30 | 45 | 32 | 16 | PCS  | 10             |

 ADAPTER SLEEVE M.T.G.

 MANCHON ADAPTATEUR M.T.G.

 ADAPTERHÜLSE



 MADE IN ITALY

Sleeve for joining the flexible drain pipes Ø16/18/20/25 with rigid pipes Ø32/36/40.

To be installed vertically with the gasket on top.


[Datasheet](#)

| CODE     | DESCRIPTION   | U.M. | Pieces per box |
|----------|---------------|------|----------------|
| 11126353 | SLEEVE M.T.G. | PCS  | 10             |



 STRAIGHT FITTING FOR HOSE Ø16 - 18 - 20 - 22 - 25 - 32 - 40

 RACCORD DROIT POUR TUBE Ø16 - 18 - 20 - 22 - 25 - 32 - 40

 GERADER ANSCHLUSS FÜR ROHRE Ø16 - 18 - 20 - 22 - 25 - 32 - 40



Inner Ø16



Inner Ø18



Inner Ø20/21



Inner Ø22



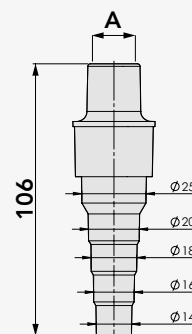
Inner Ø25



Inner Ø32



Inner Ø40



| CODE                    | DESCRIPTION                                   | COLOUR     | ØL INT. [mm] | H [mm] | U.M. | Pieces per box |
|-------------------------|---|------------|--------------|--------|------|----------------|
| SCD300008               | STRAIGHT FITTINGS FOR HOSES Ø 16              | YELLOW     | 16           | 106    | PCS  | 5              |
| <b>NEW</b> SCD300008BOX | STRAIGHT FITTINGS FOR HOSES Ø 16 - 600 PCS    | YELLOW     | 16           | 106    | BOX  | 1              |
| SCD300009               | STRAIGHT FITTINGS FOR HOSES Ø 18              | RED        | 18           | 106    | PCS  | 5              |
| <b>NEW</b> SCD300009BOX | STRAIGHT FITTINGS FOR HOSES Ø 18 - 600 PCS    | RED        | 18           | 106    | BOX  | 1              |
| SCD300010               | STRAIGHT FITTINGS FOR HOSES Ø 20/21           | BLUE       | 20/21        | 106    | PCS  | 5              |
| <b>NEW</b> SCD300010BOX | STRAIGHT FITTINGS FOR HOSES Ø 20/21 - 600 PCS | BLUE       | 20/21        | 106    | BOX  | 1              |
| SCD300015               | STRAIGHT FITTINGS FOR HOSES Ø 22              | ORANGE     | 22           | 106    | PCS  | 5              |
| <b>NEW</b> SCD300015BOX | STRAIGHT FITTINGS FOR HOSES Ø 22 - 600 PCS    | ORANGE     | 22           | 106    | BOX  | 1              |
| SCD300011               | STRAIGHT FITTINGS FOR HOSES Ø 25              | GREEN      | 25           | 106    | PCS  | 5              |
| <b>NEW</b> SCD300011BOX | STRAIGHT FITTINGS FOR HOSES Ø 25 - 600 PCS    | GREEN      | 25           | 106    | BOX  | 1              |
| SCD300012               | STRAIGHT FITTINGS FOR HOSES Ø 32              | GREY       | 32           | 106    | PCS  | 5              |
| <b>NEW</b> SCD300012BOX | STRAIGHT FITTINGS FOR HOSES Ø 32 - 600 PCS    | GREY       | 32           | 106    | BOX  | 1              |
| SCD300013               | STRAIGHT FITTINGS FOR HOSES Ø 40              | LIGHT BLUE | 40           | 106    | PCS  | 5              |
| <b>NEW</b> SCD300013BOX | STRAIGHT FITTINGS FOR HOSES Ø 40 - 600 PCS    | LIGHT BLUE | 40           | 106    | BOX  | 1              |

MADE IN ITALY

[Datasheet](#)



# TCR-21 / TCR-25 / TCR-32

MADE IN ITALY



## RIGID CONDENSATE DRAIN PIPE

### TECHNICAL SPECIFICATIONS

- UV-resistant PVC
- Thickness 2 mm
- Accessories with internal O-rings

## TUYAU DE DRAINAGE SU CONDENSAT RIGIDE TCR-21 / TCR-25 / TCR-32

### CARACTÉRISTIQUES TECHNIQUES

- PVC anti-UV
- Épaisseur 2 mm
- Accessoires avec Anneau o-ring

## STARRE KONDENSATROHR

### TECHNISCHE EIGENSCHAFTEN

- UV-beständiges PVC
- Stärke 2 mm
- Zubehör mit internen O-Ringen



Anti-condensation

Available in 2m bars

ATTENTION! Always deburr the rigid pipe to facilitate insertion of the accessory.



Recommended for air conditioners and condensing boilers for the transport of condensing water.

| CODE      | DESCRIPTION                        | Ø INT. [mm] | Ø EXT. [mm] | U.M. | Pieces per box |
|-----------|------------------------------------|-------------|-------------|------|----------------|
| 11126324  | RIGID CONDENSATE DRAIN PIPE TCR-21 | 17          | 21          | PCS  | 25             |
| SCD300034 | RIGID CONDENSATE DRAIN PIPE TCR-32 | 28          | 32          | PCS  | 12             |
| SCD300016 | RIGID CONDENSATE DRAIN PIPE TCR-25 | 21          | 25          | PCS  | 25             |

Datasheet



## GLUE FOR RIGID CONDENSATE DRAIN PIPE

## COLLE POUR TUYAU DE V-DANGE DES CONDENSATS RIGIDE

## KLEBSTOFF FÜR STARRE KONDENSATROHR



Glue for pipes and joints in stiff PVC.  
Content 125 gr.

| CODE     | DESCRIPTION                          | U.M. | Pieces per box |
|----------|--------------------------------------|------|----------------|
| 11126315 | GLUE FOR RIGID CONDENSATE DRAIN PIPE | PCS  | 1              |

Datasheet



## MG

 MADE IN ITALY

 COUPLING SLEEVE

 MANCHON DE  
RACCORDEMENT

 VERBINDUNGSMUFFE



| CODE      | DESCRIPTION                     | U.M. |  Pieces per box |
|-----------|---------------------------------|------|--|
| 11126313  | COUPLING SLEEVE "MG" FOR TCR-21 | PCS  | 20   |
| SCD300017 | COUPLING SLEEVE "MG" FOR TCR-25 | PCS  | 20   |
| 11126393  | COUPLING SLEEVE "MG" FOR TCR32  | PCS  | 20   |

Datasheet



## CA 45°


 MADE IN ITALY

 CURVE ANGLE 45°

 COUDE À 45°

 WINKELKURVE 45°



| CODE      | DESCRIPTION              | U.M. |  Pieces per box |
|-----------|--------------------------|------|--|
| 11126310  | ELBOW "CA 45°" FOR TCR21 | PCS  | 20   |
| SCD300018 | ELBOW "CA 45°" FOR TCR25 | PCS  | 20   |
| 11126391  | ELBOW "CA 45°" FOR TCR32 | PCS  | 20   |

Datasheet



## CA 90°


 MADE IN ITALY

 CURVE ANGLE 90°

 COUDE À 90°

 WINKELKURVE 90°



| CODE      | DESCRIPTION              | U.M. |  Pieces per box |
|-----------|--------------------------|------|--|
| 11126311  | ELBOW "CA 90°" FOR TCR21 | PCS  | 20   |
| SCD300019 | ELBOW "CA 90°" FOR TCR25 | PCS  | 20   |
| 11126392  | ELBOW "CA 90°" FOR TCR32 | PCS  | 20   |

Datasheet



## DT


 MADE IN ITALY

 T JOINT SLEEVE

 DÉRIVATION

 ABLEITUNG



| CODE      | DESCRIPTION             | U.M. |  Pieces per box |
|-----------|-------------------------|------|--|
| 11126312  | T-BRANCH "DT" FOR TCR21 | PCS  | 20   |
| SCD300020 | T-BRANCH "DT" FOR TCR25 | PCS  | 20   |
| 11126394  | T-BRANCH "DT" FOR TCR32 | PCS  | 20   |

Datasheet



## CF


 MADE IN ITALY

 FIXING CLIPS

 CLIPS DE FIXATION

 BEFESTIGUNGS-  
CLIP



| CODE      | DESCRIPTION                 | U.M. |  Pieces per box |
|-----------|-----------------------------|------|--|
| 11126317  | FASTENING CLIPS FOR TCR 21  | PCS  | 100  |
| SCD300021 | FASTENING CLIPS FOR TCR 25  | PCS  | 100  |
| 11126396  | FASTENING CLIPS FOR TCR -21 | PCS  | 100  |

[Datasheet](#)



## MP


 MADE IN ITALY

 SLEEVE PREPARATION

 MANCHON PRÉDISPOSITION

 VOREINSTELLMUFFE



| CODE     | DESCRIPTION                          | U.M. |  Pieces per box |
|----------|--------------------------------------|------|--|
| 11126314 | READY-TO-PLUMB ENCLOSURE SLEEVE "MP" | PCS  | 20   |

[Datasheet](#)



## RD


 MADE IN ITALY

 REDUCTION

 RÉDUCTION

 REDUZIERUNGSSTÜCK



| CODE      | DESCRIPTION                  | U.M. |  Pieces per box |
|-----------|------------------------------|------|--|
| 11126395  | REDUCER "TCR-21" / "TCR-32"  | PCS  | 20   |
| SCD300022 | REDUCER "TCR-32" / "TCR-252" | PCS  | 20   |
| SCD300023 | REDUCER "TCR-25" / "TCR-21"  | PCS  | 20   |

[Datasheet](#)





## RIGID CONDENSATE DRAIN PIPE

### TECHNICAL SPECIFICATIONS

- UV-resistant PVC, 80% recovered from internal production waste
- Thickness 2 mm
- Accessories with internal O-rings

## TUYAU DE DRAINAGE SU CONDENSAT RIGIDE TCR-21 / TCR-25 / TCR-32

### CARACTÉRISTIQUES TECHNIQUES

- PVC anti-UV, 80 % récupéré à partir des déchets de production internes
- Épaisseur 2 mm
- Accessoires avec Anneau o-ring

## STARRE KONDENSATROHR

### TECHNISCHE EIGENSCHAFTEN

- UV-beständiges PVC, 80 % aus internen Produktionsabfällen zurückgewonnen
- Stärke 2 mm
- Zubehör mit internen O-Ringen



Anti-condensation

Available in 2m bars

ATTENTION! Always deburr the rigid pipe to facilitate insertion of the accessory.

Recommended for air conditioners and condensing boilers for the transport of condensing water.

Datasheet

| CODE      | DESCRIPTION                                  | Ø INT. [mm] | Ø EXT. [mm] | U.M. | Pieces per box |
|-----------|--|-------------|-------------|------|----------------|
| SCD3E0001 | RIGID CONDENSATE DRAIN PIPE TCR-21 ECO BLACK | 17          | 21          | PCS  | 25             |



## GLUE FOR RIGID CONDENSATE DRAIN PIPE

## COLLE POUR TUYAU DE VINDANGE DES CONDENSATS RIGIDE

## KLEBSTOFF FÜR STARRE KONDENSATROHR



Glue for pipes and joints in stiff PVC.  
Content 125 gr.

| CODE     | DESCRIPTION                          | U.M. | Pieces per box |
|----------|--------------------------------------|------|----------------|
| 11126315 | GLUE FOR RIGID CONDENSATE DRAIN PIPE | PCS  | 1              |

Datasheet



# ACCESSORIES FOR RIGID CONDENSATE DRAIN PIPE

The accessories for the rigid condensate drain pipes are made of white shockproof, self-extinguishing and uva-ray stabilised PVC. They are equipped with an innovative conical joint system in combination with the gasket, which guarantees the perfect seal between the pipe and the accessory and speeds up installation. Its remarkable robustness and high insulating capacities also make it particularly suitable for concealed installations.

Available in a minimum pack of 20 pcs.



## CA 45° ECO

MADE IN ITALY




- CURVE ANGLE 45° BLACK
- COUDE À 45° NOIR
- WINKELKURVE 45° SCHWARZ

| CODE      | DESCRIPTION                           | U.M. | Pieces per box | Datasheet |
|-----------|---------------------------------------|------|----------------|-----------|
| SCD3E0003 | ELBOW "CA 45° ECO" FOR TCR-21 - BLACK | PCS  | 20             |           |

## CA 90° ECO

MADE IN ITALY



- CURVE ANGLE 90° BLACK
- COUDE À 90° NOIR
- WINKELKURVE 90° SCHWARZ

| CODE      | DESCRIPTION                           | U.M. | Pieces per box | Datasheet |
|-----------|---------------------------------------|------|----------------|-----------|
| SCD3E0004 | ELBOW "CA 90° ECO" FOR TCR-21 - BLACK | PCS  | 20             |           |

## MP

MADE IN ITALY



- BLACK SHUNT
- DÉRIVATION NOIRE
- SCHWARZE ABLEITUNG

| CODE      | DESCRIPTION                          | U.M. | Pieces per box | Datasheet |
|-----------|--------------------------------------|------|----------------|-----------|
| SCD3E0005 | T-BRANCH "DT ECO" FOR TCR-21 - BLACK | PCS  | 20             |           |

## CF ECO

MADE IN ITALY



- BLACK FIXING CLIPS
- CLIPS DE FIXATION NOIRS
- BEFESTIGUNGS-CLIP

| CODE      | DESCRIPTION                                 | U.M. | Pieces per box | Datasheet |
|-----------|---|------|----------------|-----------|
| SCD3E0006 | FASTENING CLIPS "CF ECO" FOR TCR-21 - BLACK | PCS  | 20             |           |


## MG ECO

MADE IN ITALY

COUPLING SLEEVE, BLACK


MANCHON DE RACCORDEMENT NOIR

VERBINDUNGSMUFFE SCHWARZ



| CODE      | DESCRIPTION                                 | U.M. | Pieces per box | Datasheet |
|-----------|---|------|----------------|-----------|
| SCD3E0002 | COUPLING SLEEVE "MG ECO" FOR TCR-21 - BLACK | PCS  | 20             |           |

# DRY SIPHON ANTI-ODOUR



**DRY SIPHON ANTI-ODOUR TRANSPARENT AND REMOVABLE WITH AESTHETIC LID**

**TECHNICAL SPECIFICATIONS**

- Eliminates issues of bad odours.
- For wall or vertical sub-track installation.
- Transparent and removable siphon for inspection and maintenance
- Building site cover for plaster protection
- Removable cosmetic cover for access to siphon body.
- External ridge for installation flush with unfinished wall.
- Cover designed for fastening with screws.
- Pipe inlet dimensions: from Ø 16 to Ø 28
- Built-in spirit level
- Pipe outlet coupling for codes: 11126345 - 11126346 - 11126327 - 11126324 - 11126346t (with gasket).
- Pipes Ø 40 - 36 - 32 - 28 with the "MTG" adapter sleeve accessory can be connected (11126353).
- With MG - TCR - 21 joint sleeve accessory (cod. 11126313) it is possible to connect a TCR-21 stiff condensate pipe (cod. 11126324).

**SIPHON À SEC ANTI-ODEUR TRANSPARENT ET AMOVIBLE AVEC COUVERCLE ESTHÉTIQUE**

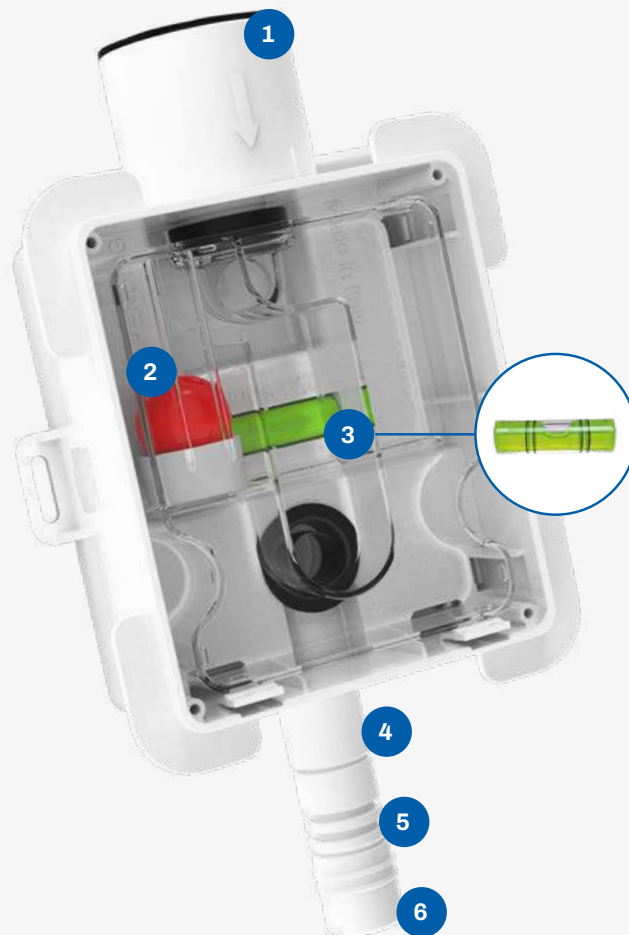
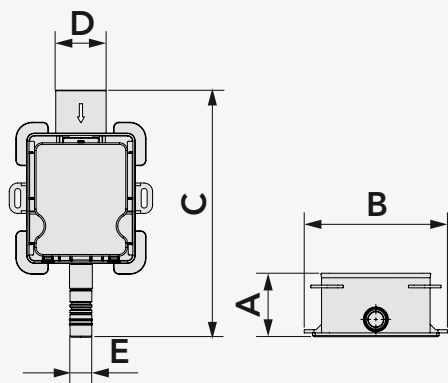
**CARACTÉRISTIQUES TECHNIQUES**

- Élimine le problème des mauvaises odeurs.
- À installer verticalement au mur ou à encastrer.
- Corps de siphon transparent pour l'inspection et amovible pour l'entretien.
- Couvercle de chantier pour la protection contre le plâtre.
- Couvercle esthétique amovible pour l'accès au corps du siphon.
- Butée externe pour l'installation affleurant le mur rugueux.
- Couvercle conçu pour être fixé avec des vis.
- Dimensions d'entrée du tuyau : de Ø 16 à Ø 28
- Bulle intégrée
- Raccord de sortie de tuyau pour les codes : 11126345 - 11126346 - 11126327 - 11126324 - 11126346t (avec joint).
- Il est possible de raccorder les tuyaux Ø 40 - 36 - 32 - 28 avec l'accessoire de manchon adaptateur « mtg » (11126353).
- Avec l'accessoire de manchon articulé MG - TCR - 21 (code 11126313) il est possible de raccorder le tuyau de condensat rigide TCR-21 (code 11126324).

**TROCKENSIPHON GERUCH-SHEMMEND TRANSPARENT UND ABNEHMBAR MIT ÄS-THETISCHEM DECKEL**

**TECHNISCHE EIGENSCHAFTEN**

- Beseitigt das Problem von schlechten Gerüchen.
- Vertikal an der Wand oder unter Putz zu montieren.
- Transparentes Siphongehäuse zur Inspektion und abnehmbar zur Wartung.
- Baustellenabdeckung zum Schutz vor Putz.
- Herausziehbare ästhetische Abdeckung für den Zugang zum Siphonkörper.
- Externer Anschlag für die bündige Montage an der unbearbeiteten Wand
- Abdeckung, vorbereitet zur Befestigung mit Schrauben.
- Rohreinlassabmessungen: von Ø 16 bis Ø 28
- Eingebaute Libelle
- Rohrauslassanschluss für die Codes: 11126345 - 11126346 - 11126327 - 11126324 - 11126346t (mit Dichtung).
- Die Rohre Ø 40 - 36 - 32 - 28 können mit dem Zubehör "mtg"-Adaptermuffe (11126353) angeschlossen werden.
- Mit der als Zubehör erhältlichen Verbindungsmuffe MG - TCR - 21 (Cod. 11126313) kann der starre Kondensatschlauch TCR-21 angeschlossen werden (Cod. 11126324).




1. For pipes from Ø 16 up to Ø 40
2. With anti-odour ball
3. Built-in spirit level
4. For TCR 21 cod. 11126324 condensation drain pipe with MG JOINT SLEEVE - TCR 21 cod. 11126313
5. For 18/20 pipe with O-ring cod. 11126346t
6. For 18/20 pipe cod. 11126345 - 11126346


| DIMENSIONS [mm] |     |     |      |    |
|-----------------|-----|-----|------|----|
| A               | B   | C   | D    | E  |
| 55              | 120 | 230 | 46,5 | 21 |

# INSTALLATION

- 1 Make a wall niche to install the siphon and the condensate
- 2 Put the siphon into the wall niche
- 3 Lay the outside edges on the bricks taking into account the thickness of the plaster
- 4 Connect the pipes. Check horizontal level
- 5 Plaster the wall niche
- 6 Protect the siphon by applying the protection cover
- 7 Apply the mortar, apply the plaster, and paint the wall
- 8 Insert the aesthetic cover
- 9 Press the tabs downwards and remove the siphon. Tilt the siphon, insert it into the niche and press it till the tabs go up




**Available**  
in dispenser  
of 8 pcs




“MTG” joint sleeve  
See at page 84


[Play video](#)





[Virtual reality](#)



[Datasheet](#)



| CODE      | DESCRIPTION   | U.M. |  Pieces per box |  U.M. Pallet |
|-----------|---|------|--|---|
| 11126322B | CLEAR REMOVABLE ODOUR-STOP WATERLESS TRAP “REGIO” WITH ATTRACTIVE COVER | PCS  | 1  | 384   |

**🇬🇧 DRY HORIZONTAL ANTI-ODOUR TRANSPARENT INSPECTABLE SIPHON Ø 21 - Ø 25 - Ø 32 - Ø 40 - Ø 50**

**TECHNICAL SPECIFICATIONS**

- Body made of high-strength transparent plastic.
- Stoppers made of polyethylene with O-ring seals.
- Eliminates issues of bad odours.
- Suitable for horizontal wall or false ceiling installations.
- Double inspection for on-site cleaning.
- Spirit level supplied.
- Available for pipes with diameters Ø 21 - 25 - 32 - 40 - 50

**🇫🇷 SIPHON À SEC HORIZONTAL ANTI-ODEURS TRANSPARENT POUVANT ÊTRE INSPECTÉ Ø 21 - Ø 25 - Ø 32 - Ø 40 - Ø 50**

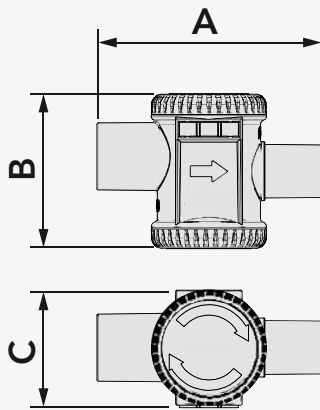
**CARACTÉRISTIQUES TECHNIQUES**

- Corps en matière plastique transparente à haute résistance.
- Bouchons en polyéthylène avec Anneau o-ring d'étanchéité.
- Élimine le problème des mauvaises odeurs.
- Convient pour les installations sur des murs horizontaux ou de faux-plafonds.
- Double inspection pour le nettoyage sur place.
- Bulle de nivellement fournie.
- Disponible pour les tuyaux de diamètre Ø 21 - 25 - 32 - 40 - 50

**🇩🇪 TROCKENSIPHON HORIZONTAL GERUCHSHEMMEND TRANSPARENT INSPIZIERBAR Ø 21 - Ø 25 - Ø 32 - Ø 40 - Ø 50**

**TECHNISCHE EIGENSCHAFTEN**

- Gehäuse aus transparentem Kunststoff.
- Stopfen aus Polyethylen mit Dichtungs-O-Ringen.
- Beseitigt das Problem von schlechten Gerüchen.
- Geeignet für horizontale Wand- oder Zwischendeckenmontage.
- Doppelinspektion zur Vor-Ort-Reinigung.
- Libelle zur Nivellierung im Lieferumfang enthalten.
- Verfügbar für Rohre mit Durchmesser Ø 21 - 25 - 32 - 40 - 50



Virtual reality



UPPER INSPECTABLE CAP

SEALING GASKET

INLET

BODY MADE OF HIGH-STRENGTH TRANSPARENT PLASTIC

SEALING GASKET

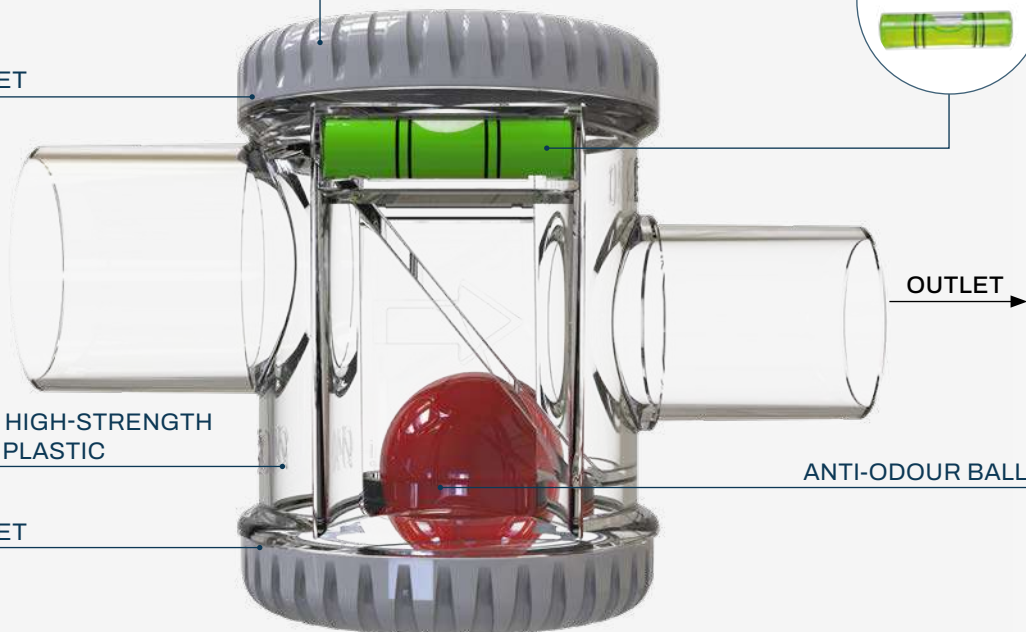
Spirit level supplied



OUTLET

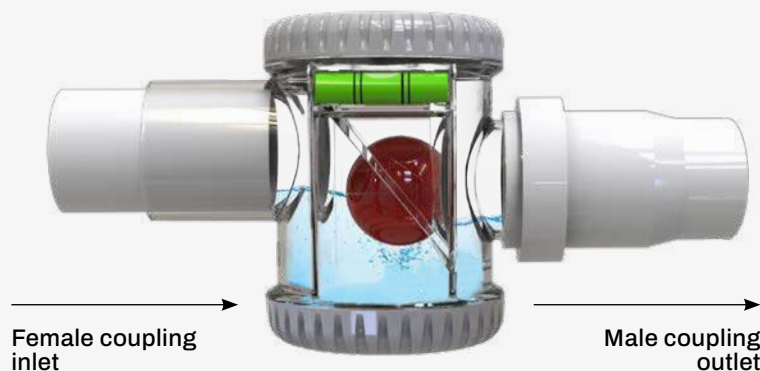
ANTI-ODOUR BALL

INSPECTABLE UPPER CAP





Example: female coupling - male outlet for pipes Ø 21-25-32





Example: female coupling - male cup outlet with gaskets for pipes Ø 40-50



### PIPES' RANGE



### INSTALLATION EXAMPLES



**ATTENTION:** the recessed box is not included in the price of the siphon.

| CODE      | DESCRIPTION   | DIMENSIONS [mm] |     |    | PIPE CONNECTION Ø | U.M. |  Pieces per box |  U.M. Pallet |
|-----------|---|-----------------|-----|----|-------------------|------|--|---|
|           |   | A               | B   | C  |                   |      |  |   |
| SCD300004 | CLEAR ANTI-ODOUR HORIZONTAL DRY SYPHON INSPECTABLE "SIPHON STOP" 21 | 124             | 105 | 78 | 21                | PCS  | 1  | 480   |
| SCD300005 | CLEAR ANTI-ODOUR HORIZONTAL DRY SYPHON INSPECTABLE "SIPHON STOP" 25 | 133             | 105 | 78 | 25                | PCS  | 1  | 480   |
| SCD300006 | CLEAR ANTI-ODOUR HORIZONTAL DRY SYPHON INSPECTABLE "SIPHON STOP" 32 | 143             | 105 | 78 | 32                | PCS  | 1  | 480   |
| SCD300007 | CLEAR ANTI-ODOUR HORIZONTAL DRY SYPHON INSPECTABLE "SIPHON STOP" 40 | 153             | 105 | 78 | 40                | PCS  | 1  | 480   |
| SCD300014 | CLEAR ANTI-ODOUR HORIZONTAL DRY SYPHON INSPECTABLE "SIPHON STOP" 50 | 163             | 105 | 78 | 50                | PCS  | 1  | 480   |

[Datasheet](#)



**TRANSPARENT DRY ANTI-ODOR SIPHON WITH BALL FOR CONDENSATE DRAIN PIPE**

**TECHNICAL SPECIFICATIONS**

- Body made of high-strength transparent PS (Crystal Polystyrene)
- Vertical installation
- Complete with sealing o-rings
- Protective grille at the intake
- Maximum condensate drain flow 0.5 l/min

**COMPATIBLE WITH:**

- Rigid TCR-21 condensate drain pipe of our production, connected using MG or TCR-21 couplings.
- Rigid condensate drain pipe TCR-32 using the TCR-32 / TCR-21 reduction.

**SIPHON SEC TRANSPARENT ANTI-ODEUR AVEC BILLE POUR TUYAU D'ÉVACUATION DE CONDENSATS**

**CARACTÉRISTIQUES TECHNIQUES**

- Corps en PS transparent haute résistance (polystyrène cristal)
- Installation verticale
- Avec Anneau o-ring d'étanchéité
- Grille de protection à l'admission
- Débit maximum d'évacuation des condensats 0,5 l/min

**COMPATIBLE AVEC:**

- Tuyau rigide d'évacuation des condensats TCR-21 de notre fabrication, raccordé avec des manchons MG ou TCR-21.
- Tuyau de vidange du condensat TCR-32 utilisant la réduction TCR-32 / TCR-21.

**TRANSPARENTER TROCKEN-GERUCHSVERSCHLUSS MIT KUGEL FÜR KONDENSAT-TABLAUFSCHLAUCH**

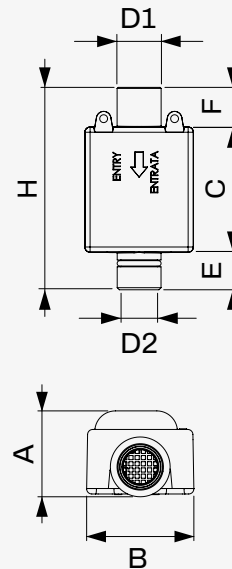
**TECHNISCHE EIGENSCHAFTEN**

- Gehäuse aus hochfestem transparentem PS (Kristall-Polystyrol).
- Vertikale Montage
- Komplett mit Dichtungs-O-Ring
- Schutzgitter am Einlass
- Maximaler Kondensatableitstrom 0,5 l/min

**KOMPATIBEL MIT:**

- Starres Kondensatablaufrohr TCR-21 aus eigener Produktion, verbunden mittels MG- oder TCR-21-Muffen.
- Starres Kondensatableitungsrohr TCR-32 bei Verwendung der Reduzierung TCR-32 / TCR-21.

**NEW**



**MADE IN ITALY**

**Smart Clima**

**To be used vertically**

**DIMENSIONI [mm]**

| A  | B  | C  | D1 | D2 | E  | F  | H  |
|----|----|----|----|----|----|----|----|
| 41 | 52 | 60 | 21 | 17 | 18 | 19 | 97 |

| CODE      | DESCRIPTION  | U.M. | Pieces per box | U.M. Pallet |
|-----------|--|------|----------------|-------------|
| SCD200018 | TRANSPARENT ANTI-ODOUR VERTICAL DRY SIPHON FOR RIGID CONDENSATE DRAIN PIPE | PCS  | 10             | 2040        |

**Datasheet**



**TRANSPARENT DRY ANTI-ODOR SIPHON WITH BALL FOR FLEXIBLE CONDENSATE DRAIN PIPE, INLET Ø 16/18/20/25**

**TECHNICAL SPECIFICATIONS**

- Body made of high-strength transparent PS (Crystal Polystyrene)
- Vertical installation
- PVC funnel with rubber sleeve for pipes Ø16 / 18 / 20 / 25
- Protective grille at the intake
- Maximum condensate drain flow 0.5 l/min

**SIPHON SEC TRANSPARENT ANTI-ODEUR AVEC BILLE POUR TUYAU D'ÉVACUATION DE CONDENSATS FLEXIBLE, ENTRÉE Ø 16/18/20/25**

**CARACTÉRISTIQUES TECHNIQUES**

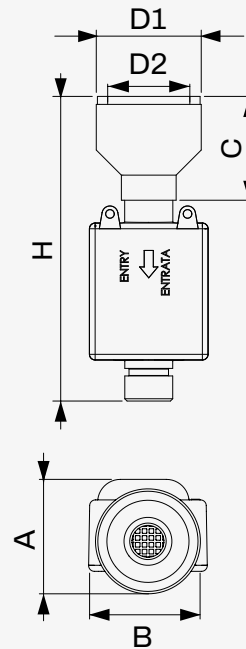
- Corps en PS transparent haute résistance (polystyrène cristal)
- Installation verticale
- Entonnoir en PVC avec manchon en caoutchouc pour tubes Ø16 / 18 / 20 / 25
- Grille de protection à l'admission
- Débit maximum d'évacuation des condensats 0,5 l/min

**TRANSPARENTER TROCKEN-GERUCHSVERSCHLUSS MIT KUGEL FÜR FLEXIBLES KONDENSATABLAUFSCHLAUCH, EINGANG Ø 16/18/20/25**

**TECHNISCHE EIGENSCHAFTEN**

- Gehäuse aus hochfestem transparentem PS (Kristall-Polystyrol).
- Vertikale Montage
- PVC-Trichter mit Gummimanschette für Schläuche Ø16 / 18 / 20 / 25
- Schutzgitter am Einlass
- Maximaler Kondensatableitstrom 0,5 l/min

**NEW**



**MADE IN ITALY**

**To be used vertically**

**DIMENSIONI [mm]**

| A  | B  | C  | D1 | D2 | H   |
|----|----|----|----|----|-----|
| 50 | 52 | 46 | 46 | 21 | 134 |

| CODE      | DESCRIPTION   | U.M. | Pieces per box | U.M. Pallet |
|-----------|---|------|----------------|-------------|
| SCD200019 | TRANSPARENT ANTI-ODOUR VERTICAL DRY SIPHON FOR FLEXIBLE CONDENSATE DRAIN PIPE | PCS  | 10             | 2040        |

**Datasheet**



# TCR-21

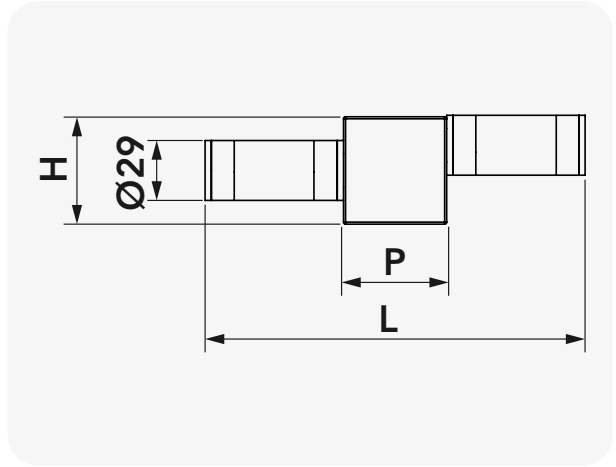

MADE IN ITALY



**ANTI-ODOUR SIPHON FOR RIGID CONDENSATE DRAIN PIPE**

**SIPHON ANTI-ODEURS POUR TUYAU DE DRAINAGE DU CONDENSAT RIGIDE**

**GERUCHSHEMMENDER SIPHON FÜR STARRE KONDENSATABLEITUNG**



To be used horizontally/vertically

Ideal in combination with split installation boxes

Datasheet

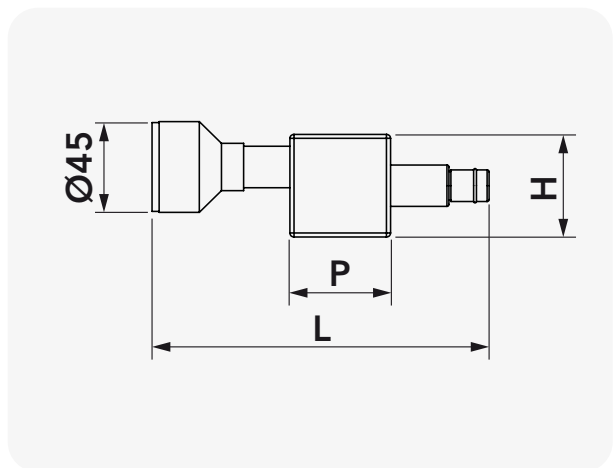
| CODE     | DESCRIPTION   | DIMENSIONS [mm] |    |    | U.M. | Pieces per box | U.M. Pallet |
|----------|---|-----------------|----|----|------|----------------|-------------|
|          |   | L               | H  | P  |      |                |             |
| 11126322 | ODOUR-STOP TRAP FOR RIGID CONDENSATE DRAIN PIPE TCR21 | 185             | 50 | 50 | PCS  | 10             | 1920        |



**ODOUR-PROOF SIPHON FOR FLEXIBLE CONDENSATE DRAIN PIPE Ø 16/18/20/25**

**SIPHON ANTI-ODEURS POUR TUYAU DE DRAINAGE DE CONDENSAT FLEXIBLE Ø 16/18/20/25**

**ANTI-GERUCHS-SIPHON FÜR FLEXIBLES KONDENSATROHR Ø 16/18/20/25**



To be used vertically

Ideal in combination with split installation boxes

MADE IN ITALY



Datasheet

| CODE     | DESCRIPTION   | DIMENSIONS [mm] |    |    | U.M. | Pieces per box | U.M. Pallet |
|----------|---|-----------------|----|----|------|----------------|-------------|
|          |   | L               | H  | P  |      |                |             |
| 11126321 | ODOUR-STOP TRAP FOR CONDENSATE DRAIN HOSE Ø 16/18/20/25 | 167             | 50 | 50 | PCS  | 10             | 2040        |



 **ANTI-ODOUR DRY SIPHON FOR CONDENSATE DRAIN PIPE**

 **SIPHON À SEC ANTI-ODEURS POUR TUYAU DE DRAINAGE DE CONDENSAT**

 **ANTI-GERUCHS-TROCKEN-SIPHON FÜR KONDENSATROHR**



Dim.: L 157 x D 60 x H 65 mm

To be used horizontally

Operating temperature range: 0°C~ 50°C

Ideal for condensate drain pipes Ø 32 and Ø 40 for VRV-VRF

| CODE      | DESCRIPTION                                    | U.M. | Pieces per box |
|-----------|--|------|----------------|
| 11126008  | ODOUR-STOP TRAP FOR CONDENSATE DRAIN PIPE Ø 32 | PCS  | 1              |
| SCC300001 | ODOUR-STOP TRAP FOR CONDENSATE DRAIN PIPE Ø 40 | PCS  | 1              |

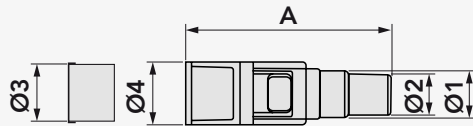
Datasheet



 **OUTDOOR ANTI INSECT SIPHON FOR PIPE Ø 16/18/20**

 **SIPHON EXTÉRIEUR ANTI INSECTES POUR TUYAU Ø 16/18/20**

 **AUSSEN-INSEKTENFALLE-SYPHON FÜR ROHR Ø 16/18/20**



To be used horizontally

| CODE     | DESCRIPTION  | DIMENSIONS [mm] |    |    |    |    | U.M. | Pieces per box |
|----------|--|-----------------|----|----|----|----|------|----------------|
|          |  | A               | Ø1 | Ø2 | Ø3 | Ø4 |      |                |
| 11126318 | INSECT-PROOF TRAP FOR EXTERIOR USE FOR PIPE Ø 16/18/20 | 72              | 28 | 16 | 18 | 21 | PCS  | 1              |

Datasheet



 **OUTLET BUG GUARD FOR EXTERIOR USE FOR PIPE Ø 16/18**

 **EXTRÉMITÉ ANTI-INSECTES EXTÉRIEURE POUR TUYAU Ø 16/18**

 **ANTI-KÄFER-AUSSENKLEMME FÜR ROHR Ø 16/18**



To be used horizontally/vertically

| CODE     | DESCRIPTION  | U.M. | Pieces per box |
|----------|--|------|----------------|
| 11126309 | OUTLET BUG GUARD FOR EXTERIOR USE FOR PIPE Ø 16/18 | PCS  | 2              |

Datasheet



 **CLEANING BRUSH FOR SIPHONS CONDENSATE DRAIN PIPES**

 **BROSSE DE NETTOYAGE POUR SIPHONS À SEC ET TUYEAUX DE DRAINAGE DU CONDENSATÉ**

 **REINIGUNGSBÜRSTE FÜR TROCKENSIPHONEN UND KONDENSATABFLUSSROHR**



| CODE      | DESCRIPTION   | U.M. | Pieces per box |
|-----------|---|------|----------------|
| SCC300024 | CLEANING BRUSH FOR SIPHONS AND CONDENSATE DRAIN PIPES | PCS  | 1              |

Datasheet



# CONDENSATE DRAIN PUMPS





## OVER 30 PERFECT SOLUTIONS FOR EVERY CONDENSATE DRAIN NEED



Easy installation



Compact design



Versatile use



Built-in alarm  
system



Low maintenance



Reliability



Universal



 YouTube



DUCT  
INSTALLATION




 YouTube



INSTALLATION  
IN THE SPLIT

# PUMP EASY FLOW

GREAT ADVANTAGES  
IN A SMALL SPACE



## RESERVOIR

AVAILABLE IN PACK  
WITH 12 PUMPS



BUILT-IN ALARM WITH  
DOUBLE CONTACT  
NO-NC 8A

SOUND ABSORBING  
SHELL

DIRECTION OF  
THE WATER THRUST

80° THERMAL  
SWITCH

REMOVABLE  
ELECTRIC  
CONNECTOR

LOW NOISE  
21 DB(A)

BUILT-IN DOUBLE  
NON-RETURN VALVE

DOUBLE  
ANTI-VIBRATION

ANTI-VIBRATION PLATE  
WITH ADHESIVE  
TO ANCHOR PUMP

## PUMP

## 🇬🇧 EF 7 - 11 - 15 - 20 L MINI PUMP

### TECHNICAL SPECIFICATIONS

- Intake max 2 m vertical between floating body and pump
- Power supply 230V - 50Hz
- Alarm contact C-NO/NC 8A
- Cover with sealing gasket
- Tube size Ø 4 x 6 mm
- Pack includes float anchor plate, pump, hose L = 1 m, vent pipe, double-sided adhesive tape, adapter sleeve and removable electrical connector.
- Pump dimensions W 97 x H 55 x D 30 mm
- Float body dimensions L 91 - H 39 - D 34 mm

### WALL-MOUNTED APPLICATIONS

- Wall Splits
- Consoles
- Fan coils

### CEILING-MOUNTED APPLICATIONS

- Ceiling-mounted air conditioners
- Ducted

## 🇮🇹 EF 7 - 11 - 15 - 20 L MINI POMPE

### CARACTÉRISTIQUES TECHNIQUES

- Aspiration max. 2 m vertical entre le corps du flotteur et la pompe
- Alimentation 230 V - 50 Hz
- Contact d'alarme C-NO/NC 8A
- Couvercle avec joint d'étanchéité
- Taille du tuyau Ø 4 x 6 mm
- Emballage complet de plaque d'ancrage flottante, pompe, tube L = 1 m, tube d'évent, adhésifs double face, manchon adaptateur et connecteur électrique amovible.
- Dimensions de la pompe L 97 x H 55 x P 30 mm
- Dimensions du corps flottant L 91 - H 39 - D 34 mm

### APPLICATIONS DE MONTAGE MURAL

- Split Muraux
- Consoles
- Ventilato-convecteurs

### APPLICATIONS DE MONTAGE AU PLAFOND

- Climatiseurs montés au plafond
- Canalisés

## 🇩🇪 EF 7 - 11 - 15 - 20 L MINIPUMPE

### TECHNISCHE EIGENSCHAFTEN

- Max. Ansaughöhe 2 m, vertikal, zwischen Schwimmerkörper und Pumpe
- Stromversorgung 230V - 50Hz
- C-NO/NC 8A Alarmkontakt
- Abdeckung mit Dichtung
- Rohrdurchmesser Ø 4 x 6 mm
- Packung komplett mit Schwimmerankerplatte, Pumpe, Steuerleitung L = 1 m, Entlüftungsleitung, doppelseitigem Klebeband, Adapterhülse und abnehmbarem Elektrostecker.
- Pumpenabmessungen B 97 x H 55 x T 30 mm
- Abmessungen Schwimmerkörper L 91 - H 39 - T 34 mm

### WANDMONTAGEANWENDUNGEN

- Wandmontierte Split
- Konsolen
- Gebläsekonvektoren

### DECKENMONTAGEANWENDUNGEN

- An der Decke montierte Klimaanlage
- Kanalisiert


### Virtual reality



### LARGER RESERVOIR (L 91 - P 34 - H 39 mm)

To optimise the functioning of the pump with sealing gasket

### With Double 8A NO-NC alarm contact



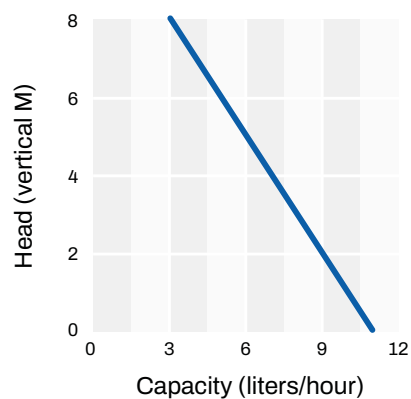
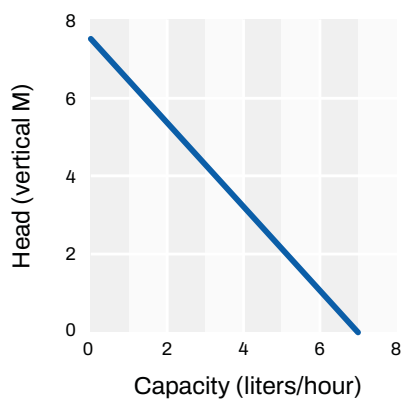
ADAPTABLE ALSO IN DUCT  
For installation see pag. 131



Float body with vertical coupling see spare parts catalog



Available in  
12-PIECE COUNTER DISPLAY



#### EF 7 LT.

For air conditioners up to 5 kw

Max. Head 7 m

Power consumption 19 w

Sound level max. 21 dB(A)

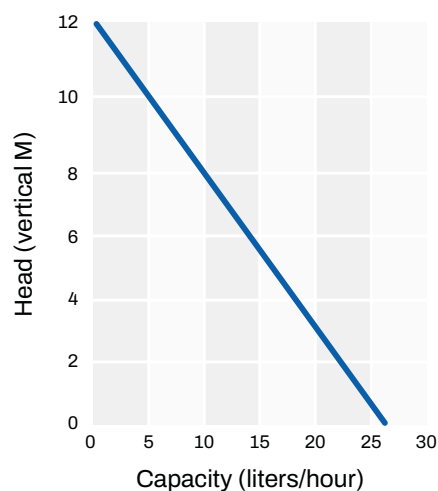
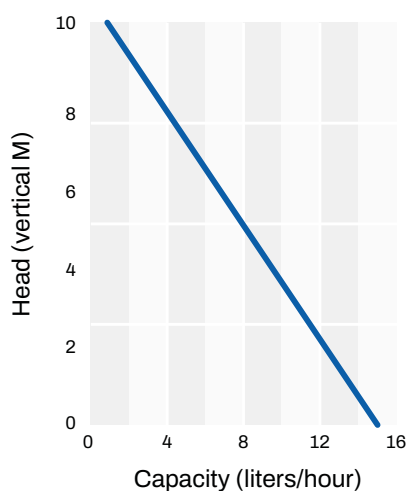
#### EF 11 LT.

For air conditioners up to 10 kw

Max. Head 8 m

Power consumption 19 w

Sound level max. 21 dB(A)



#### EF 15 LT.

For air conditioners up to 16 kw

Max. Head 10 m

Power consumption 19 w

Sound level max. 25 dB(A)

#### EF 20 LT.


For air conditioners up to 20 kw

Max. Head 12 m

Power consumption 19 w

Sound level max. 26 dB(A)

N.B. the fixing kit for trunking of "easy flow" mini pumps is not included in the package (see page 131)

| CODE     | DESCRIPTION  | U.M. | <br>Pieces per box |
|----------|--|------|---|
| 12170036 | EASY FLOW 7 LT. MINI PUMP EF7                              | PCS  | 1   |
| 12170093 | EASY FLOW 7 LT. MINI PUMP WITH VERTICAL CONNECTION EFV-7   | PCS  | 1   |
| 12170037 | EASY FLOW 11 LT. MINI PUMP EF11                            | PCS  | 1   |
| 12170094 | EASY FLOW 11 LT. MINI PUMP WITH EFV-11 VERTICAL CONNECTION | PCS  | 1   |
| 12170038 | EASY FLOW 15 LT. MINI PUMP "EF15"                          | PCS  | 1   |
| 12170046 | EASY FLOW 15 LT. MINI PUMP WITH VERTICAL CONNECTION EFV-15 | PCS  | 1   |
| 12170078 | EASY FLOW 20 LT. MINI PUMP EF20                            | PCS  | 1   |
| 12170079 | EASY FLOW 20 LT. MINI PUMP WITH VERTICAL CONNECTION EFV20  | PCS  | 1   |

Datasheet



## MINI PUMP

### TECHNICAL SPECIFICATIONS

- Intake max 2 m vertical between floating body and pump
- Power supply 230V - 50Hz
- Alarm contact C-NO/NC 8A
- Power consumption 27 W
- Cover with sealing gasket
- Float body dimensions L 91 - H 39 - D 34 mm
- Tube size Ø 6 x 9,5 mm
- Pump dimensions W 108 x H 63 x D 38 mm

### WALL-MOUNTED APPLICATIONS

- Wall Splits
- Consoles
- Fan coils

### CEILING-MOUNTED APPLICATIONS

- Ceiling-mounted air conditioners
- Ducted

## MINI POMPE

### CARACTÉRISTIQUES TECHNIQUES

- Aspiration max. 2 m vertical entre le corps du flotteur et la pompe
- Alimentation 230 V - 50 Hz
- Contact d'alarme C-NO/NC 8A
- Consommation électrique 27 W
- Couvercle avec joint d'étanchéité
- Dimensions du corps flottant L 91 - H 39 - D 34 mm
- Taille du tuyau Ø 6 x 9,5 mm
- Dimensions de la pompe L 108 x H 63 x P 38 mm

### APPLICATIONS DE MONTAGE MURAL

- Split Muraux
- Consoles
- Ventililo-convecteurs

### APPLICATIONS DE MONTAGE AU PLAFOND

- Climatiseurs montés au plafond
- Canalisés

## MINIPUMPE

### TECHNISCHE EIGENSCHAFTEN

- Max. Ansaughöhe 2 m, vertikal, zwischen Schwimmerkörper und Pumpe
- Stromversorgung 230V - 50Hz
- C-NO/NC 8A Alarmkontakt
- Leistungsaufnahme 27 W
- Abdeckung mit Dichtung
- Abmessungen Schwimmerkörper L 91 - H 39 - T 34 mm
- Rohrdurchmesser Ø 6 x 9,5 mm
- Pumpenabmessungen B 108 x H 63 x T 38 mm

### WANDMONTAGEANWENDUNGEN

- Wandmontierte Split
- Konsolen
- Gebläsekonvektoren

### DECKENMONTAGEANWENDUNGEN


- An der Decke montierte Klimaanlage
- Kanalisiert



### LARGER RESERVOIR (L 91 - P 34 - H 39 mm)

To optimise the functioning of the pump with sealing gasket

With Double 8A NO-NC alarm contact



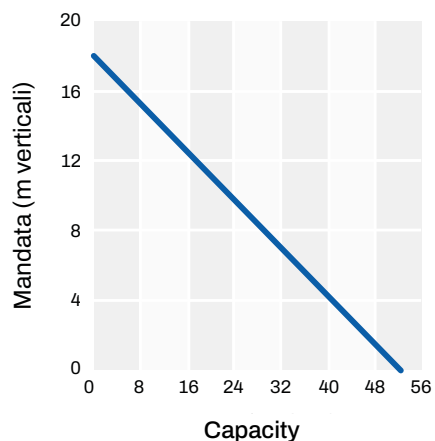
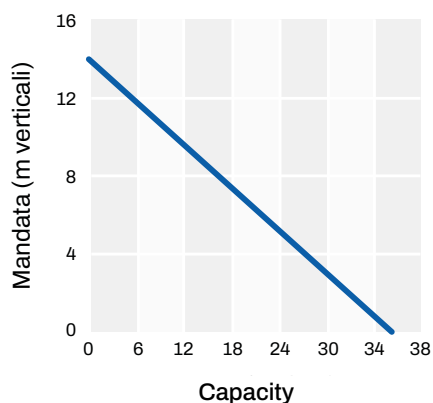
ADAPTABLE ALSO IN DUCT  
For installation see pag. 131



Float body with vertical coupling see spare parts catalog



Available in  
12-PIECE COUNTER DISPLAY



### EF 30 LT.

For air conditioners up to 30 kw

Max. Head 14 m

Sound level max. 50 dB(A)

### EF 40 LT.

For air conditioners up to 40 kw

Max. Head 18 m

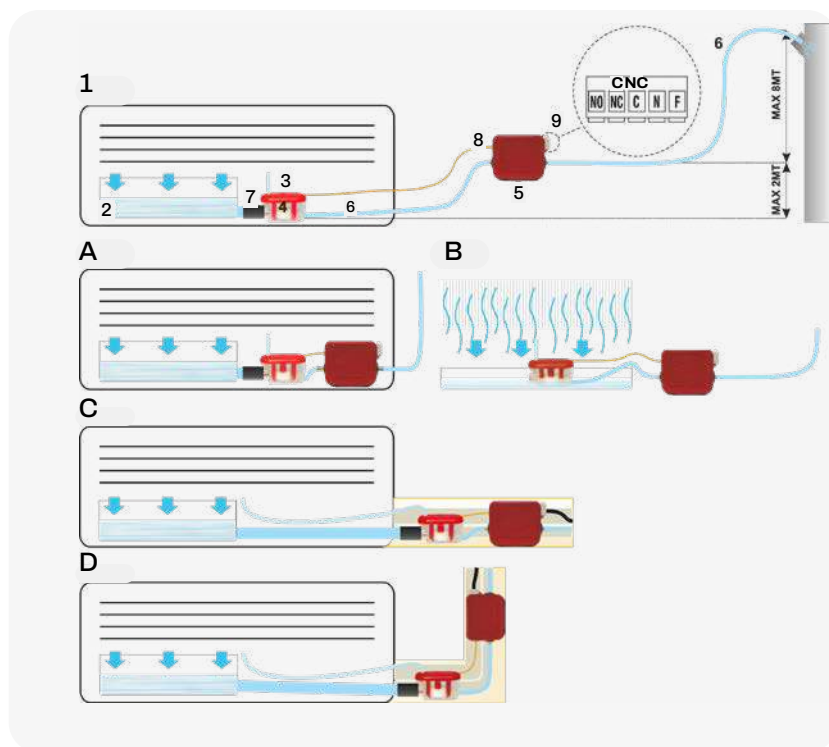
Sound level max. 51 dB(A)

## EASY FLOW INSTALLATION MODE

### LEGEND:

1. Indoor Unit
2. Condensate drain pan
3. Air outlet
4. Floating case
5. Pump
6. Transparent pipe Ø4x6 mm
7. Condensate drain pipe
8. Electrical connection cable
9. Power supply + alarm

- A. Installation of the floating case and pump in the indoor unit
- B. Installation of the floating case inside the condensate drain pan
- C. Installation of the floating case and of the pump inside the trunking T72
- D. Installation of floating case inside the trunking T72 and the pump vertically installed



| CODE     | DESCRIPTION  | U.M. | Pieces per box |
|----------|--|------|----------------|
| 12170039 | EASY FLOW 30 LT. MINI PUMP "EF30"                          | PCS  | 1              |
| 12170095 | EASY FLOW 30 LT. MINI PUMP WITH VERTICAL CONNECTION EFV-30 | PCS  | 1              |
| 12170040 | EASY FLOW 40 LT. MINI PUMP "EF40"                          | PCS  | 1              |
| 12170096 | EASY FLOW 40 LT. MINI PUMP WITH VERTICAL CONNECTION EFV40  | PCS  | 1              |

[Datasheet](#)



**MINI ACID CONDENSATE WATER PUMP**

**TECHNICAL SPECIFICATIONS**

- Flow rate 15 l/h
- Intake max 2 m vertical between floating body and pump
- Float body dimensions L 87 - H 38 - D 34 mm
- Max. 10 m vertical delivery between pump and water outlet
- Power supply 230 V - 50 Hz
- Alarm contact C-NO/NC 8A
- Max noise level 29 [dB(A)]
- Tube size Ø 4 x 6 mm
- pH minimum 2.5
- Max operating temperature +55°C
- Power consumption 19 W
- Protection rating IP20

**MINI POMPE POUR EAU DE CONDENSAT ACIDE**

**CARACTÉRISTIQUES TECHNIQUES**

- Débit 15 l/h
- Aspiration max. 2 m vertical entre le corps du flotteur et la pompe
- Dimensions du corps flottant L 87 - H 38 - D 34 mm
- Alimentation max. 10 m verticalement entre la pompe et la sortie d'eau
- Alimentation électrique 230 V - 50 Hz
- Contact d'alarme C-NO/NC 8A
- Niveau sonore maximal 29 [dB(A)]
- Taille du tuyau Ø 4 x 6 mm
- Ph minimum 2,5
- Température maximale de fonctionnement +55 °C
- Consommation électrique 19 W
- Degré de protection IP20

**MINIPUMPE FÜR SAURES KONDENSATWASSER**

**TECHNISCHE EIGENSCHAFTEN**

- Fördermenge 15 l/h
- Max. Ansaughöhe 2 m, vertikal, zwischen Schwimmerkörper und Pumpe
- Abmessungen Schwimmerkörper L 87 - H 38 - T 34 mm
- Max. Zufuhr 10 m vertikal zwischen Pumpe und Wasserauslass
- Versorgung 230 V - 50 Hz
- C-NO/NC 8A Alarmkontakt
- Max. Schallpegel 29 [dB(A)]
- Rohrdurchmesser Ø 4 x 6 mm
- Ph min. 2,5
- Max. Betriebstemperatur +55°C
- Leistungsaufnahme 19 W
- Schutzart IP20



With Double 8A NO-NC alarm contact



Available in 8-PIECE COUNTER DISPLAY

**LARGER TANK**

To optimise operation of the pump with sealing gasket

**RÉSERVOIR PLUS GRAND**

Pour optimiser le fonctionnement de la pompe avec joint d'étanchéité

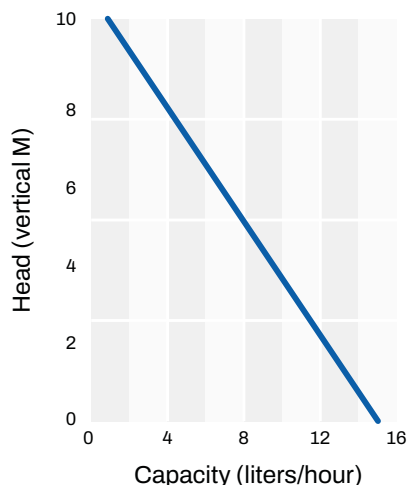
**GRÖßERER BEHÄLTER**

Zur Optimierung des Betriebs der Pumpe mit einer Dichtung ausgestattet



**Accessories**





**EF 15 LT.**

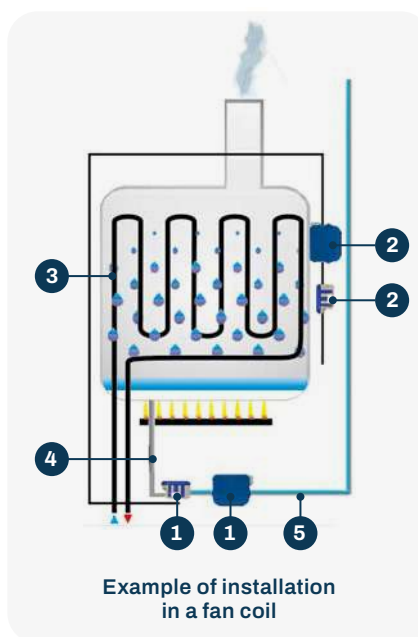
Flow rate 15 l/h

Max. 10 m vertical delivery

Power consumption 19 W

Protection rating IP20

**EXAMPLE OF INSTALLATION**

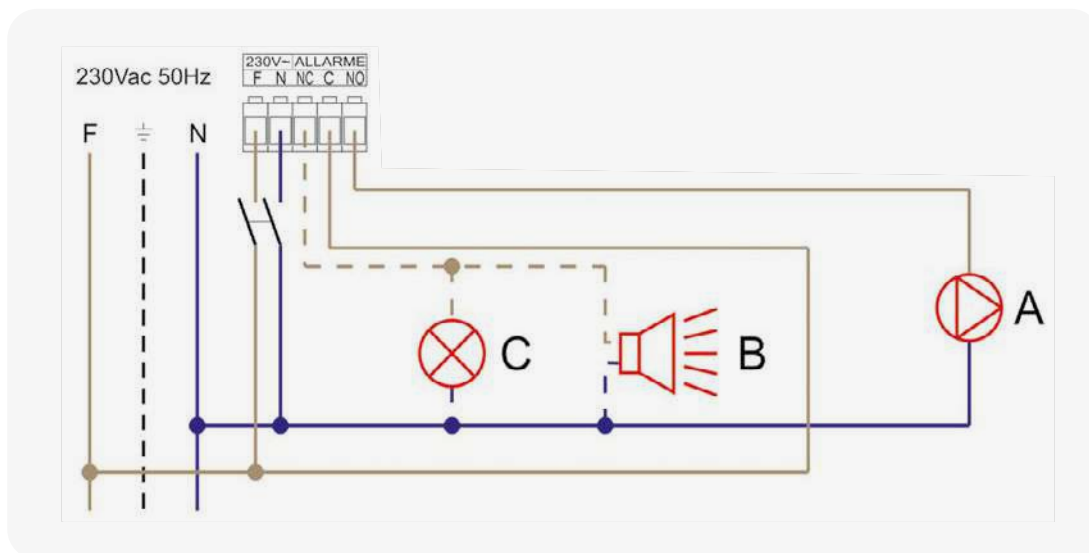


**LEGENDA:**

- 1. Easy flow pump EF-A
- 2. Easy flow pump EF-AV
- 3. Boiler
- 4. Acidic condensate
- 5. Trap

**WARNING!**  
DO NOT CONNECT  
TO BOILER FLUE

**ELECTRICAL ASSEMBLY DIAGRAM**



**LEGENDA:**

- A. Boiler - Fan coil unit
- B. Audible alarm
- C. Alarm warning light

| CODE     | DESCRIPTION   | U.M. | Pieces per box |
|----------|---|------|----------------|
| 12170050 | MINI PUMP FOR ACIDIC CONDENSATE EF15-AV (W/VERTICAL CONNECTION) WITH FLOAT HOUSING  | PCS  | 1              |
| 12170045 | MINI PUMP FOR ACIDIC CONDENSATE EF15-A (W/HORIZONTAL CONNECTION) WITH FLOAT HOUSING | PCS  | 1              |

**Datasheet**

## MINI PUMP

### TECHNICAL SPECIFICATIONS

- Flow rate 11 l/h for air conditioners up to 10 kW
- Intake max 2 m vertical between floating body and pump
- Max. 8 m vertical delivery between pump and water outlet
- Power supply 230V - 50Hz
- Alarm contact C-NO/NC 8A
- Power consumption 19 W
- Max noise level 21 [dB(A)]
- Tube size Ø 4 x 6 mm
- Pump dimensions W 97 x H 55 x D 30 mm
- Float body dimensions L 91 - H 39 - D 34 mm
- Pack includes pump, hose L = 1 m, vent pipe, double-sided adhesive tape, adapter sleeve and removable electrical connector

### WALL-MOUNTED APPLICATIONS

- Wall Splits
- Consoles
- Fan coils

### CEILING-MOUNTED APPLICATIONS

- Ceiling-mounted air conditioners
- Ducted

## MINI POMPE

### CARACTÉRISTIQUES TECHNIQUES

- Débit 11 l/h pour les climatiseurs jusqu'à 10 kW
- Aspiration max. 2 m verticale entre le corps du flotteur et la pompe
- Alimentation max. 8 m verticalement entre la pompe et la sortie d'eau
- Alimentation 230 V - 50 Hz
- Contact d'alarme C-NO/NC 8A
- Consommation électrique 19 W
- Niveau sonore maximal 21 [dB(A)]
- Taille du tuyau Ø 4 x 6 mm
- Dimensions de la pompe L 97 x H 55 x P 30 mm
- Dimensions du corps flottant L 91 - H 39 - D 34 mm
- Emballage complet avec pompe, tube L = 1 m, tube de ventilation, adhésifs double face, manchon adaptateur et connecteur électrique amovible

### APPLICATIONS DE MONTAGE MURAL

- Split Muraux
- Consoles
- Ventilateurs-convecteurs

### APPLICATIONS DE MONTAGE AU PLAFOND

- Climatiseurs montés au plafond
- Canalisés

## MINIPUMPE

### TECHNISCHE EIGENSCHAFTEN

- Fördermenge 11 l/h für Klimaanlage bis 10 kW
- Max. Ansaughöhe 2 m, vertikal, zwischen Schwimmerkörper und Pumpe
- Max. Zufuhr 8 m vertikal zwischen Pumpe und Wasserauslass
- Stromversorgung 230V - 50Hz
- C-NO/NC 8A Alarmkontakt
- Leistungsaufnahme 19 W
- Max. Schallpegel 21 [dB(A)]
- Rohrdurchmesser Ø 4 x 6 mm
- Pumpenabmessungen B 97 x H 55 x T 30 mm
- Abmessungen Schwimmerkörper L 91 - H 39 - T 34 mm
- Packung komplett mit Pumpe, Steuerleitung L = 1 m, Entlüftungsleitung, doppelseitigem Klebeband, Adapterhülse und abnehmbarem Elektrostecker

### WANDMONTAGEANWENDUNGEN

- Wandmontierte Split
- Konsolen
- Gebläsekonvektoren

### DECKENMONTAGEANWENDUNGEN

- An der Decke montierte Klimaanlage
- Kanalisiert



With Double 8A NO-NC alarm contact



ADAPTABLE ALSO IN DUCT  
For installation see pag. 131



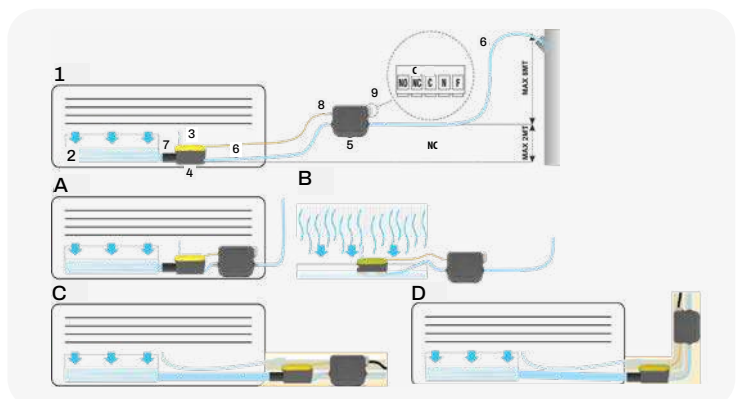
Available in 12-PIECE  
COUNTER DISPLAY

## ACQUA SPLIT PUMP INSTALLATION MODE


### LEGEND:

1. Indoor unit
2. Condensate drain pan
3. Air outlet
4. Floating case
5. Pump
6. Transparent pipe Ø4x6 mm
7. Condensate drain pipe
8. Electrical connection cable
9. Power supply + Alarm

- A. Installation of the floating case and pump in the indoor unit
- B. Installation of the floating case inside the condensate drain pan
- C. Installation of the floating case and of the pump inside the trunking T72
- D. Installation of floating case inside the trunking T72 and the pump vertically installed



Datasheet

| CODE      | DESCRIPTION                   | U.M. | <br>Pieces per box |
|-----------|-------------------------------|------|---|
| 12170037G | "AQUA SPLIT" MINI PUMP 11 LT. | PCS  | 1   |



# PUMP EASY ONE

THE PUMP  
THAT SAVES TIME

EasyOne  
Green



ULTRA COMPACT  
MONOBLOCK PUMP

POSSIBILITY OF  
INSTALLATION IN  
"EXCELLENS T72" AND  
"OPTIMA T75" DUCTS

REMOVABLE  
ELECTRIC CONNECTOR  
FOR FAST INSTALLATION  
AND MAINTENANCE

80°C THERMAL SWITCH

BUILT-IN DOUBLE  
NON-RETURN VALVE

BUILT-IN CONTACT ALARM NO / 6A

AIR OUTLET

LOW NOISE 21 DB(A)

SOUND-ABSORBING SHELL  
IN PLASTIC MATERIAL

SEATS FOR THE DUCT FIXING KIT

TRANSPARENT "EASY CLEANING" FLOAT  
FOR QUICK AND EASY INSPECTION AND MAINTENANCE

SUPPLIED COMPLETE WITH FIXING BRACKET,  
DOUBLE-SIDED TAPE AND ADAPTER SLEEVE

WATER INLET PREPARED  
FOR ADAPTER SLEEVE

BUILT-IN AND  
REMOVABLE FILTER FOR  
TRAPPING IMPURITIES

RUBBER SEALED  
GASKET

FLOAT WITH MAGNET  
INCORPORATED

## MONOBLOC CONDENSATE DRAIN PUMP

### TECHNICAL SPECIFICATIONS

- Intake 0 m (gravity fed)
- Power supply 230V - 50Hz
- Power consumption: 15 W
- Alarm contact: C-NO/NC 6A
- Power cord + alarm: L = 1.5 m
- Transparent tank that can be inspected for routine maintenance
- Tank with sealing gasket
- Tube size Ø 4 x 6 mm
- Dimensions W 180 x H 46 x D 33 mm
- Adaptable also in duct

## POMPE DE VIDANGE DES CONDENSATS MONOBLOC

### CARACTÉRISTIQUES TECHNIQUES

- Aspiration 0 m (reçoit l'eau par gravité)
- Tuyau de raccordement d'eau de vidange de 4 x 6 mm
- Alimentation 230 V - 50 Hz
- Consommation électrique : 15 W
- Contact d'alarme: C-NO/NC 6A
- Câble d'alimentation + alarme : L = 1,5 m
- Réservoir transparent qui peut être inspecté pour l'entretien de routine
- Taille du tuyau Ø 4 x 6 mm
- Réservoir équipé d'un joint d'étanchéité
- Dimensions L 180 x H 46 x P 33 mm
- Adaptable également dans le conduit

## MONOBLOCK-KONDENSA-TABLAUFpumpe

### TECHNISCHE EIGENSCHAFTEN

- Ansaughöhe 0 m (Schwerkraft)
- Verbindungsrohr für Wasserablauf 4 x 6 mm
- Stromversorgung 230V - 50Hz
- Leistungsaufnahme: 15 W
- Alarmkontakt: C-NO/NC 6A
- Netzkabel + Alarm: L = 1,5 m
- Transparenter Tank, der für die routinemäßige Wartung inspiziert werden kann
- Tank mit Dichtung
- Abmessungen B 180 x H 46 x T 33 mm
- Auch im Kabelkanal anpassbar



ENG Reduced in installation times  
FR Réduction des temps d'installation  
DEU Verkürzung der montageszeiten



ENG Lower consumption  
FR Baisse de la consommation  
DEU Geringerer verbrauch



ENG Simplified assembly  
FR Montage simplifiée  
DEU Vereinfachte montage



With Double 8A  
NO-NC alarm contact



ADAPTABLE ALSO IN DUCT  
For installation see pag. 131

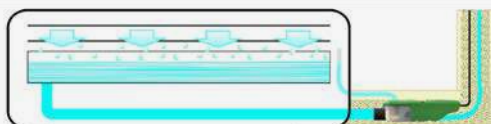


Available in 12-PIECE  
COUNTER DISPLAY

Virtual reality



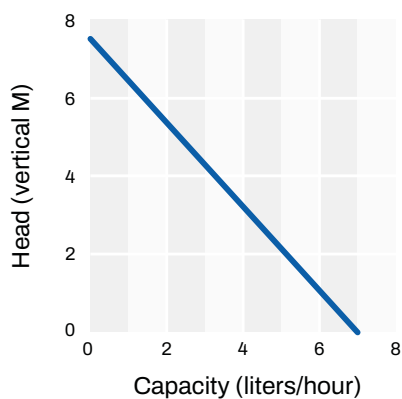
## EXAMPLE OF INSTALLATION



In the horizontal trunking



Inside the split



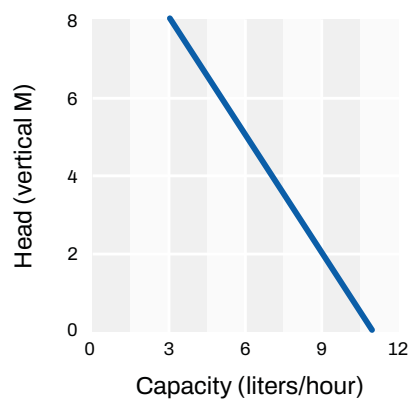
### EF 7 LT.

For air conditioners up to 5 kw

Max. Head 7 m

Sound level max. 21 dB(A)

Power consumption: 15 W



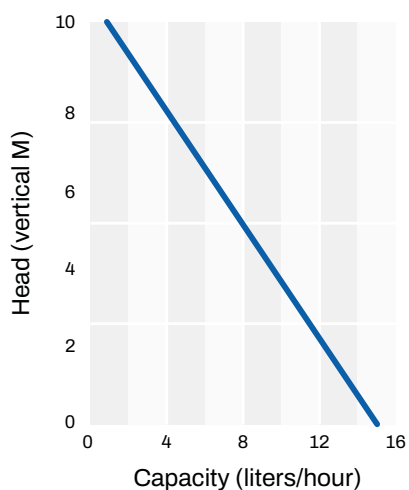
### EF 11 LT.

For air conditioners up to 10 kw

Max. Head 8 m

Sound level max. 21 dB(A)

Power consumption: 15 W



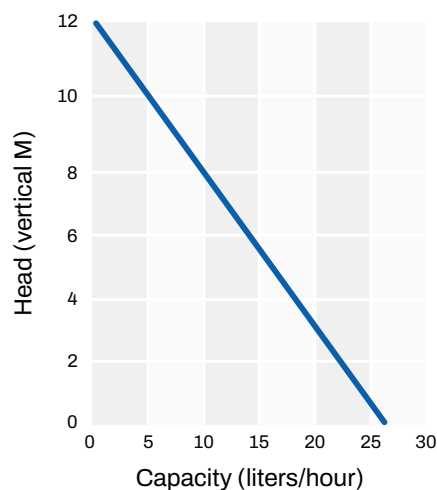
### EF 15 LT.

For air conditioners up to 16 kw

Max. Head 10 m

Sound level max. 29 dB(A)

Power consumption: 15 W




### EF 20 LT.

For air conditioners up to 20 kw

Max. Head 12 m

Sound level max. 29 dB(A)

Power consumption: 15 W

| CODE     | DESCRIPTION                                      | U.M. |  Pieces per box |
|----------|--|------|--|
| 12170300 | SELF-CONTAINED CONDENSATE PUMP EASY ONE - 7 LT.  | PCS  | 1  |
| 12170310 | SELF-CONTAINED CONDENSATE PUMP EASY ONE - 11 LT. | PCS  | 1  |
| 12170320 | SELF-CONTAINED CONDENSATE PUMP EASY ONE - 15 LT. | PCS  | 1  |
| 12170330 | SELF-CONTAINED CONDENSATE PUMP EASY ONE - 20 LT. | PCS  | 1  |

[Datasheet](#)



# PUMP WITH OPEN COVER FOR TANK INSPECTION

LED LIGHT SIGNALS PUMP OPERATION FOR MODELS WITH THIS OPTION

2 HOLES FOR FASTENING

CABLE + ALARM

SUCTION HOSE OF CONDENSATE FROM TANK

AESTHETIC BODIES IN ABS PLASTIC



## WITH SIGNAL LEDS

- YELLOW: POWER SUPPLY
- GREEN: OPERATION
- RED: ALARM

AVAILABLE IN AN 8-PIECE COUNTER DISPLAY





MADE IN ITALY

**SORRISO**



CONNECTION FOR DRAIN  
Ø 4 X 6 MM PIPE

PUSH-BOTTOM TO OPEN/CLOSE  
THE INSPECTION HATCH

INLET OF WATER  
CONDENSATE

TRANSPARENT  
EASY TO INSPECT AND  
WASHABLE TANK

FILTER OF TANK

POLYSTYRENE FLOAT

INSPECTION HATCH

Smart Klima

YouTube



INSTALLATION  
IN THE SPLIT

# SORRISO CLIMA LED - SC 11 LT AND SORRISO CLIMA - SC 11 LT

# SORRISO

MADE IN ITALY



## CONDENSATE DRAIN SUB-SPLIT PUMP

### TECHNICAL SPECIFICATIONS

- Max. 8 m vertical delivery between pump and water outlet
- Alarm contact C-NO 6A
- Power consumption 19 W
- Flow rate 11 l/h for air conditioners up to 10 kW
- Max noise level 21 dB(A)
- Pipe dimensions Ø 4 x 6 mm

### DIMENSIONS [mm]

- Tube: 4 x 6
- Pump: L 225 X P 60 X H 70



## POMPE DRAINAGE CONDENSAT DE DESSOUS-SPLIT

### CARACTÉRISTIQUES TECHNIQUES

- Alimentation max. 8 m verticalement entre la pompe et la sortie d'eau
- Contact d'alarme C-NO 6A
- Consommation électrique 19 W
- Débit 11 l/h pour les climatiseurs jusqu'à 10 kW
- Niveau sonore maximal 21 dB(A)
- Dimensions du tuyau Ø 4 x 6 mm

### DIMENSIONS [mm]

- Tuyau: 4 x 6
- Pompe: L 225 X P 60 X H 70



## KONDENSATABLASSPUMPE SC 11 LT FÜR UNTER-SPLIT

### TECHNISCHE EIGENSCHAFTEN


- Max. Zufuhr 8 m vertikal zwischen Pumpe und Wasserauslass
- C-NO 6A Alarmkontakt
- Leistungsaufnahme 19 W
- Fördermenge 11 l/h für Klimaanlage bis 10 kW
- Max. Schallpegel 21 dB(A)
- Rohrdurchmesser Ø 4 x 6 mm

### ABMESSUNGEN [mm]

- Rohr: 4 x 6
- Pumpe: L 225 X P 60 X H 70

With Double 8A NO-NC alarm contact

Available without LED



Pump with LED



Pump without LED

Virtual reality



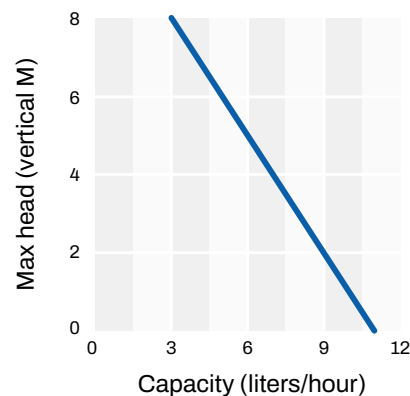
### PUMP WITH LED

- YELLOW: POWER SUPPLY
- GREEN: OPERATION
- RED: ALARM \*

**\*ATTENTION:** The presence of the alarm led does not exclude the connection of the alarm wires as per the installation scheme.



### PUMP WITH OPEN COVER FOR TANK INSPECTION



### SORRISO 7 LT 11

For air conditioners up to 10 kw

Max. Head 8 m

Sound level max. 21 dB(A)

### PUMP WITH INSPECTIONABLE TANK



#### WITH INSPECTIONABLE TANK APPLICATIONS

- Wall-mounted air conditioners
- Wall-mounted fan coils

#### AVEC RÉSERVOIR INSPECTABLE APPLICATIONS

- Climatiseurs muraux
- Ventilo-convecteurs muraux

#### MIT INSPIZIERBAREM TANK ANWENDUNGEN

- Wandmontierte air conditioners
- Wandmontierte Gebläsekonvektoren

| CODE      | DESCRIPTION  | U.M. | Pieces per box | Datasheet |
|-----------|--|------|----------------|-----------|
| 12170100L | UNDERMOUNT SPLIT CONDENSATE PUMP SORRISO CLIMA LED-SC 11 LT. | PCS  | 1              |           |
| 12170100  | UNDERMOUNT SPLIT CONDENSATE PUMP SORRISO CLIMA-SC 11 LT.     | PCS  | 1              |           |

# SORRISO LED - SCA 15 LT AND SORRISO - SCA 15 LT

**SORRISO**

MADE IN ITALY



## UNDER BOILER ACID CONDENSATE WATER PUMP

### TECHNICAL SPECIFICATIONS

- Flow rate 15 l/h
- Max. 10 m vertical delivery between pump and water outlet
- Power supply 230 V - 50 Hz
- Alarm contact C-NO 6A
- Pipe dimensions Ø 4 x 6 (mm)
- Pump dimensions W 220 x H 50 x D 70 mm
- Power consumption 19 W
- Max. noise level 29 [dB (A)]
- Protection rating IP20
- Available in an 8-piece counter display

## POMPE POUR EAU DE CONDENSAT ACIDE DE DESSOUS CHAUDIÈRE

### CARACTÉRISTIQUES TECHNIQUES

- Débit 15 l/h
- Alimentation max. 10 m verticalement entre la pompe et la sortie d'eau
- Alimentation électrique 230 V - 50 Hz
- Contact d'alarme C-NO 6A
- Dimensions du tuyau Ø 4 x 6 (mm)
- Dimensions de la pompe L 220 x H 50 x P 70 mm
- Consommation électrique 19 W
- Niveau sonore max. 29 [dB (A)]
- Degré de protection IP20
- Disponible dans un présentoir de comptoir de 8 pièces

## UNTERKESSEL-KONDENSA- TIONSWASSERPUMPE

### TECHNISCHE EIGENSCHAFTEN

- Fördermenge 15 l/h
- Max. Zufuhr 10 m vertikal zwischen Pumpe und Wasserauslass
- Versorgung 230 V - 50 Hz
- C-NO 6A Alarmkontakt
- Rohrdurchmesser Ø 4 x 6 (mm)
- Pumpenabmessungen B 220 x H 50 x T 70 mm
- Leistungsaufnahme 19 W
- Max. Schallpegel 29 [dB (A)]
- Schutzart IP20
- Erhältlich in einem 8-teiligen Thekenaussteller

6A C-NO Alarm contact

Available without LED



Pump with LED



Pump without LED


### PUMP WITH LED

- YELLOW: POWER SUPPLY
- GREEN: OPERATION
- RED: ALARM \*

**\*ATTENTION:** The presence of the alarm led does not exclude the connection of the alarm wires as per the installation scheme.

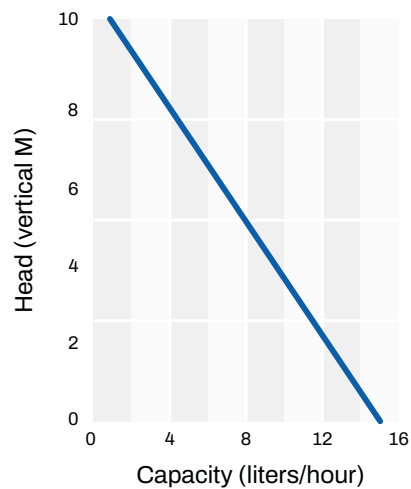


### PUMP WITH OPEN COVER FOR TANK INSPECTION



Example of installation with condensing boiler

EF 15 LT.



**PUMP WITH INSPECTIONABLE TANK**



**WITH INSPECTIONABLE TANK APPLICATIONS**

- Condensing boilers



Available in 8-PIECE COUNTER DISPLAY

| CODE      | DESCRIPTION                                       | U.M. | Pieces per box | Datasheet |
|-----------|---|------|----------------|-----------|
| 12170101L | PUMP FOR ACIDIC CONDENSATE SORRISO LED-SCA 15 LT. | PCS  | 1              |           |
| 12170101  | PUMP FOR ACIDIC CONDENSATE SORRISO-SCA 15 LT.     | PCS  | 1              |           |

## CENTRIFUGAL PUMP FOR BOX AIR CONDITIONERS

### TECHNICAL SPECIFICATIONS

- Max flow rate 24 lt/h
- Max. delivery 1.2 m
- Power supply 230V - 50Hz
- Power consumption 12 W
- Operating conditions: temp. water 0°C / +40°C, tem. room: -10°C / + 45°C
- Noise level 40 dB(A)
- Motor protection thermal sensor: 145°C ± 5°C
- Water coupling diameter: 13mm
- Power cable L 450 mm
- Pump height 100 mm
- Ø4x6 mm fastening on metal plate

## POMPE CENTRIFUGE POUR CONDITIONNEURS D'AIR À CASSETTE

### CARACTÉRISTIQUES TECHNIQUES

- Débit max 24 l/h
- Alimentation max. 1,2 m
- Alimentation 230 V - 50 Hz
- Consommation électrique 12 W
- Conditions de travail : Temp eau 0°C / +40°C, Temp environnement: -10°C / + 45°C
- Niveau sonore 40 dB(A)
- Capteur thermique de protection du moteur : 145°C ± 5°C
- Diamètre du raccord d'eau : 13 mm
- Câble d'alimentation L 450 mm
- Hauteur de la pompe 100 mm
- Fixation Ø4x6 mm sur plaque métallique

## KREISELPUMPE FÜR KASSETTENKLIMAAANLAGEN

### TECHNISCHE EIGENSCHAFTEN

- Max. Durchfluss 24 lt/h
- Max. Zufuhr 1,2 m
- Stromversorgung 230V - 50Hz
- Leistungsaufnahme 12 W
- Arbeitsbedingungen: temperP Wasser 0°C / +40°C, temperP Umgebung: -10°C / + 45°C
- Schallpegel 40 dB(A)
- Motorschutz-Thermosensor: 145°C ± 5°C
- Wasseranschlussdurchmesser: 13 mm
- Netzkabel L 450 mm
- Pumpenhöhe 100 mm
- Ø4x6 mm Befestigung auf Metallplatte



Flow rate: 24 l/h

Datasheet



| CODE     | DESCRIPTION                                    | U.M. | <br>Pieces per box |
|----------|--|------|---|
| 12170200 | CENTRIFUGAL PUMP FOR CASSETTE AIR CONDITIONERS | PCS  | 1   |

## CENTRIFUGAL PUMP FLOAT

### TECHNICAL SPECIFICATIONS

- Contact NC
- Float stroke 11 mm
- Contact rating 50 VA / 50 W
- Maximum voltage 200 V (DC) 265 V (AC)
- Maximum current 1.0 A (DC) 0.6 A (AC)
- Operating temperature: -10°C to +60°C
- For water fluids (density 1 g/cm<sup>3</sup>)
- 2-wire cable L 2000 mm
- Float block dimensions Ø 25 mm H 44 mm (cable excluded)
- Closure by nut and locknut with sealing gasket

## FLOTTEUR DE POMPE CENTRIFUGE

### CARACTÉRISTIQUES TECHNIQUES

- Contact Nc
- Course du flotteur 11 mm
- Capacité de contact 50 Va / 50 W
- Tension maximale 200 V (cc) 265 V (ca)
- Courant maximal 1,0 A (cc) 0,6 A (ca)
- Température de fonctionnement : -10°C à +60°C
- Pour fluides aqueux (densité 1 g/cm<sup>3</sup>)
- Câble à 2 fils L 2 000 mm
- Dimensions du bloc flottant Ø 25 mm H 44 mm (câble exclu)
- Fermeture par écrou et contre-écrou avec joint d'étanchéité

## SCHWIMMER FÜR KREISELPUMPE


### TECHNISCHE EIGENSCHAFTEN

- NC-Kontakt
- Schwimmerhub 11 mm
- 50 Va / 50 W Kontaktkapazität
- Maximale Spannung 200 V (DC) 265 V (AC)
- Maximaler Strom 1,0 A (DC) 0,6 A (AC)
- Betriebstemperatur: Von -10°C bis +60°C
- Für Wasserflüssigkeiten (Dichte 1 g/cm<sup>3</sup>)
- 2-Draht-Kabel L 2000 mm
- Schwimmerblockabmessungen Ø 25 mm H 44 mm (Kabel ausgeschlossen)
- Verschluss durch Mutter und Kontermutter mit Dichtung



Datasheet



| CODE     | DESCRIPTION                | U.M. | <br>Pieces per box |
|----------|----------------------------|------|---|
| 12170210 | FLOAT FOR CENTRIFUGAL PUMP | PCS  | 1   |

# PUMPS SMARTFLOW

# Smartflow

CAPACITY FROM  
20 - 30 - 40 LT/HR

LOW NOISE  
FROM 29 DB(A)  
TO 53 DB(A)

CONDENSATE DRAIN  
CONNECTION

POWER CABLE  
+ ALARM

ABS PLASTIC BODY

UPPER CONDENSATE  
INLET

INSPECTION COVER

INSPECTABLE TANK,  
EQUIPPED WITH  
REMOVABLE FILTER

LOWER INLET  
FOR CONDENSATE  
WATER

BASE FOR  
ANTI-VIBRATION WITH WALL  
INSTALLATION



## CONDENSATE COLLECTION PUMP

### TECHNICAL SPECIFICATIONS

- Power supply 230V - 50Hz
- Alarm contact C-NO 6A
- Protection rating IP X7
- Pump dimensions 143 x 76 x 62,3 mm
- Connection hose for SMART FLOW-SF pump 20 Ø 4 x 6 mm
- Connection hose for SMART FLOW-SF pump 30-40 Ø 6 x 9,25 mm
- Operating temperature: +5°C / +45°C
- Operation type: intermittent
- Thermal protection: 90° (automatic restart)

## POMPE COLLECTE CONDENSAT

### CARACTÉRISTIQUES TECHNIQUES

- Alimentation 230 V - 50 Hz
- Contact d'alarme C-NO 6A
- Indice de protection IP X7
- Dimensions de la pompe 143 x 76 x 62,3 mm
- Tuyau de raccordement pour pompe SMART FLOW-SF 20 Ø 4 x 6 mm
- Tuyau de raccordement pour pompe SMART FLOW-SF 30-40 Ø 6 x 9,25 mm
- Température de fonctionnement : +5°C / +45°C
- Type de fonctionnement : intermittent
- Protection thermique : 90° (redémarrage automatique)
- Température de condensation : maxi. 35°C

## KONDENSATSAMMELPUMPE

### TECHNISCHE EIGENSCHAFTEN

- Stromversorgung 230V - 50Hz
- C-NO 6A Alarmkontakt
- Schutzart IP X7
- Pumpenabmessungen 143 x 76 x 62,3 mm
- Anschlussschlauch für Pumpe SMART FLOW-SF 20 Ø 4 x 6 mm
- Anschlussschlauch für Pumpe SMART FLOW-SF 30-40 Ø 6 x 9,25 mm
- Betriebstemperatur: +5 °C / +45 °C
- Betriebsart: intermittierend
- Wärmeschutz: 90° (automatischer Neustart)
- Kondensat-Temperatur: max. 35 °C

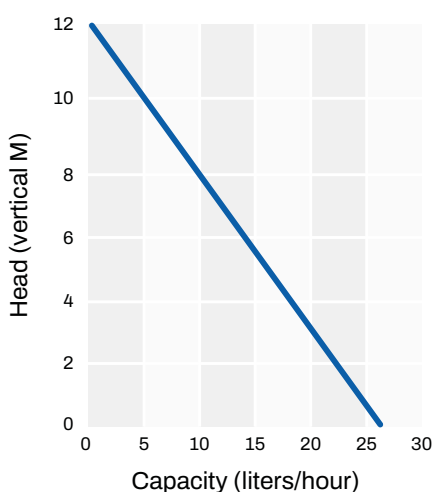


   
MADE IN ITALY

Available in an 8-pieces counter display

### APPLICATIONS

- Column air conditioners
- Refrigerant
- Display cabinets
- Refrigerated cabinets
- Fridge counters
- Evaporators
- Ceiling-mounted
- Air conditioners



### SF 20 LT.

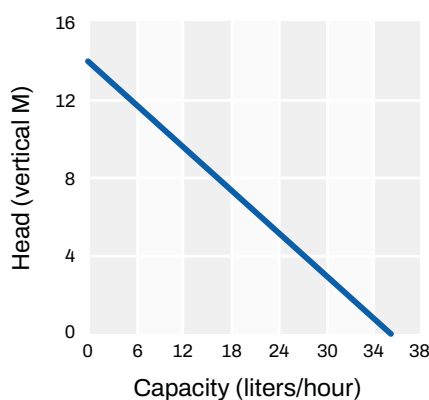
Flow rate 20 l/h for units up to 20 kW

Max. head 12 m

Power consumption 19 W

Sound level max. 29 dB(A)

Pipe dimensions: Ø 4 x 6 mm



### SF 30 LT.

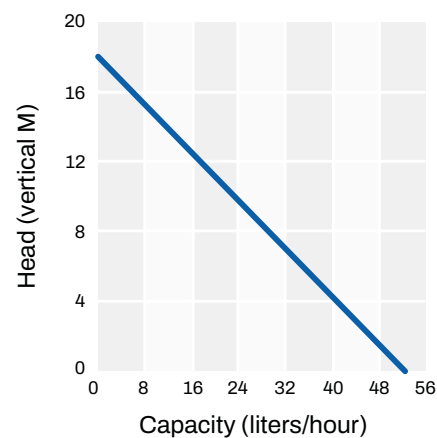
Flow rate 30 l/h for units up to 30 kW

Max. head 14 m

Power consumption 25 W

Sound level max. 50 dB(A)

Pipe dimensions: Ø 6 x 9,5 mm



### SF 40 LT.

Flow rate 40 l/h for units up to 40 kW

Max. head 18 m

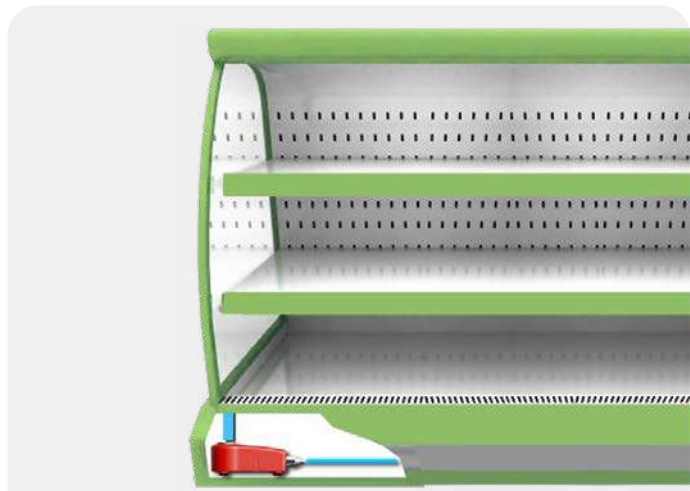
Power consumption 27 W

Sound level max. 53 dB(A)

Pipe dimensions: Ø 6 x 9,5 mm



Pump inside the tray condensate inlet on the bottom of the pump



Pump inside the tray condensate inlet on the top of the pump

| CODE     | DESCRIPTION                                     | U.M. | Pieces per box |
|----------|---|------|----------------|
| 12170105 | SMART FLOW-SF 20 LT. CONDENSATE COLLECTION PUMP | PCS  | 1              |
| 12170106 | SMART FLOW-SF 30 LT. CONDENSATE COLLECTION PUMP | PCS  | 1              |
| 12170107 | SMART FLOW-SF 40 LT. CONDENSATE COLLECTION PUMP | PCS  | 1              |

Datasheet



## SMART FLOW - SF 15 A LT

MADE IN ITALY

### ACID CONDENSATE WATER PUMP

#### TECHNICAL SPECIFICATIONS

- Flow rate 15 l/h
- Power supply 230V - 50Hz
- Alarm contact 8A CO-NO
- Power consumption 19 W
- Protection rating IP67
- Max noise level 29 [dB(A)]
- Max. 10 m vertical delivery
- Ø connection pipe (mm) Ø internal 4 / Ø external 6
- Dimensions W 143 x H 62.3 x D 76 mm
- Max water temperature 55° C

### POMPE POUR EAU DE CONDENSAT ACIDE

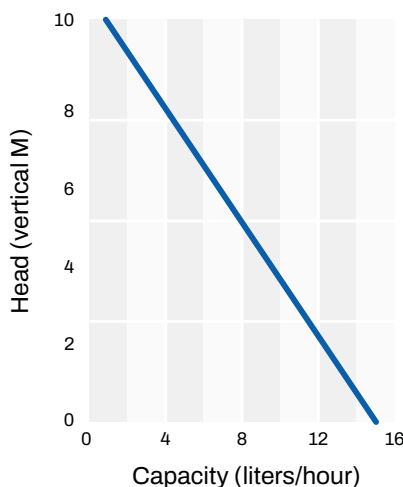
#### CARACTÉRISTIQUES TECHNIQUES

- Débit 15 l/h
- Alimentation 230 V - 50 Hz
- Contact d'alarme 8A CO-NO
- Consommation électrique 19 W
- Degré de protection IP67
- Niveau sonore maximal 29 [dB(A)]
- Alimentation max. 10 m verticalement
- Tube de raccordement Ø (mm) Ø interne 4 / Ø externe 6
- Dimensions L 143 x H 62,3 x P 76 mm
- Température maximale de l'eau 55° C

### KONDENSATPUMPE FÜR SAURES WASSER

#### TECHNISCHE EIGENSCHAFTEN

- Fördermenge 15 l/h
- Stromversorgung 230V - 50Hz
- 8A CO-NO Alarmkontakt
- Leistungsaufnahme 19 W
- Schutzart IP67
- Max. Schallpegel 29 [dB(A)]
- Max. Zufuhr vertikal 10 m
- Anschlussrohr Ø (mm) Innen-Ø 4 / Außen-Ø 6
- Abmessungen B 143 x H 62,3 x T 76 mm
- Max. Wassertemperatur 55° C



#### EF 15 LT.

- Flow rate 15 l/h
- Max. 10 m vertical delivery
- Power consumption 19 W
- Max noise level 29 [dB(A)]
- Ø connection pipe (mm) Ø internal 4 / Ø external 6

Datasheet



| CODE      | DESCRIPTION                                     | U.M. | Pieces per box |
|-----------|---|------|----------------|
| SGD600001 | ACID CONDENSATE WATER PUMP SMART FLOW - SF 15 A | PCS  | 1              |

# CENTRIFUGAL PUMPS WITH TANK

SOUND LEVEL  
FROM 56 DB(A) TO 59 DB(A)

---

POWER CABLE

---

UPPER INLETS FOR CONDENSATE PIPE

---

CABLES FOR CONNECTING THE ALARM'S  
MICRO SWITCH

---

PLASTIC IMPELLER

---



ELECTRIC MOTOR

CAPACITY FROM 120 LT/  
HR UP TO 460 LT/HR

2 HOLES FOR WALL  
MOUNTING

CONNECTION FOR CONDENSATE  
DRAIN PIPE Ø 8 X 12 MM

TANK FROM 0.2LT TO 3LT

INSPECTABLE AND WASHABLE  
CONDENSATE COLLECTION TANK

 **CENTRIFUGAL PUMP WITH CONDENSATE TANK**

**TECHNICAL SPECIFICATIONS**

- Power supply 230V - 50Hz
- Protection rating IPX4
- Liquid limit temperature 43°C
- Built-in non-return valve
- Power cord length 1.7 m
- Exhaust pipe output 8 mm internal - 12 mm external

 **POMPE CENTRIFUGE AVEC RÉSERVOIR POUR EAU DE CONDENSATION**

**CARACTÉRISTIQUES TECHNIQUES**

- Alimentation 230 V - 50 Hz
- Degré de protection IPX4
- Température limite du liquide 43°C
- Clapet anti-retour intégré
- Longueur du câble d'alimentation 1,7 m
- Sortie de tuyau d'échappement 8 mm à l'intérieur - 12 mm à l'extérieur

 **KREISELPUMPE MIT KONDENSATBEHÄLTER**

**TECHNISCHE EIGENSCHAFTEN**

- Stromversorgung 230V - 50Hz
- Schutzart IPX4
- Flüssigkeitsgrenztemperatur 43°C
- Eingebautes Rückschlagventil
- Kabellänge 2 m
- Auslass für Ablassrohr 8 mm innen - 12 mm außen




**Also for boiler acid condensate water**

**Dual NC 24 V AC max alarm contact**

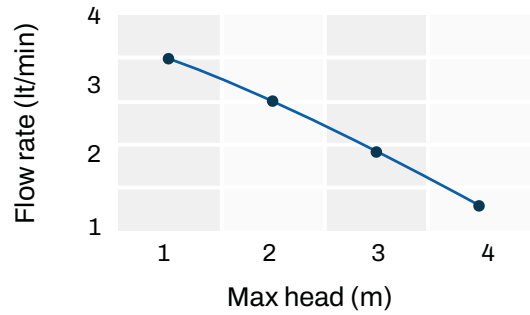
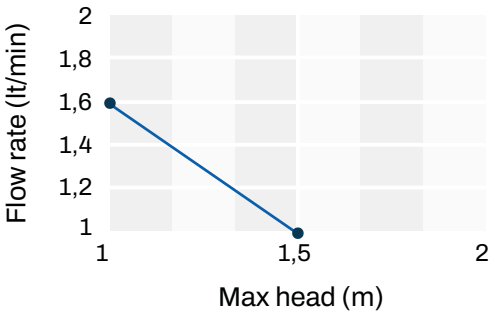
**APPLICATIONS**

- Column air conditioners
- Refrigerant display cabinets
- Refrigerated cabinets
- Fridge counters
- Evaporators
- Ceiling-mounted air conditioners

| CODE     | DESCRIPTION                                  | U.M. |  Pieces per box |
|----------|--|------|--|
| 12170027 | CENTRIFUGAL CONDENSATE TANK PUMPS MOD.TS120  | PCS  | 1  |
| 12170013 | CENTRIFUGAL CONDENSATE TANK PUMPS MOD. TS200 | PCS  | 1  |
| 12170012 | CENTRIFUGAL CONDENSATE TANK PUMPS MOD. TS380 | PCS  | 1  |
| 12170011 | CENTRIFUGAL CONDENSATE TANK PUMPS MOD. TS460 | PCS  | 1  |

**Datasheet**



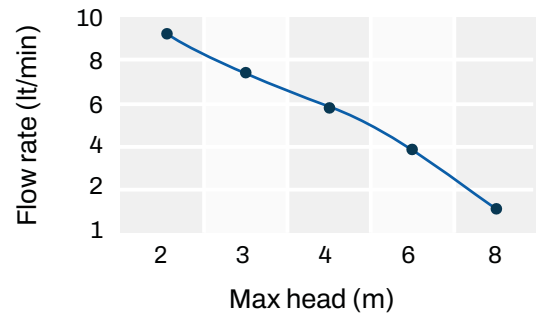
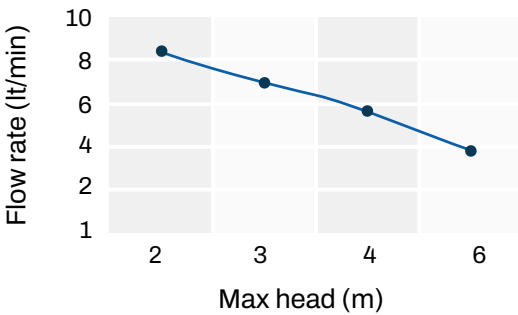


## TS 120

|   |
|---|
| Max. Head 1,5 m                           |
| Power consumption 28,3 W                  |
| Sound level max. 56 dB(A)                 |
| Tank capacity 0,2 lt                      |
| Max. Capacity 120 lt                      |
| Exhaust inlet: n°1 Ø 20                   |
| Dimensions: L 170 - P 72 - H 115 / 0,9 kg |

## TS 200

|  |
|--|
| Max. Head 4 m                              |
| Power consumption 30,8 W                   |
| Sound level max. 59 dB(A)                  |
| Tank capacity 1,7 lt                       |
| Max. Capacity 200 lt                       |
| Exhaust inlet: n°3 Ø 29                    |
| Dimensions: L 282 - P 127 - H 177 / 1,8 kg |



## TS 380

|  |
|--|
| Max. Head 6 m                              |
| Power consumption 147 W                    |
| Sound level max. 58 dB(A)                  |
| Tank capacity 1,7 lt                       |
| Max. Capacity 380 lt                       |
| Exhaust inlet: n°3 Ø 29                    |
| Dimensions: L 282 - P 127 - H 177 / 2,1 kg |

## TS 460

|  |
|--|
| Max. Head 8 m                              |
| Power consumption 88 W                     |
| Sound level max. 56 dB(A)                  |
| Tank capacity 3 lt                         |
| Max. Capacity 460 lt                       |
| Exhaust inlet: n°4 Ø 29                    |
| Dimensions: L 302 - P 152 - H 220 / 2,8 kg |

 **NEBULISER PUMP FOR ENERGY SAVING**

**TECHNICAL SPECIFICATIONS**

- Power supply 230V - 50Hz
- Power consumption 47 W
- Max noise level 59 dB(A)
- Max flow rate 7 l/h
- Max pressure 15 bar
- Dimensions W 250 x H 250 x D 90 mm

 **POMPE DE NÉBULISEUR POUR ÉCONOMIE D'ÉNERGIE**

**CARACTÉRISTIQUES TECHNIQUES**

- Alimentation 230 V - 50 Hz
- Consommation électrique 47 W
- Niveau sonore maximal 59 dB(A)
- Débit maxi 7 l/h
- Pression max 15 bar
- Dimensions L 250 x H 250 x P 90 mm

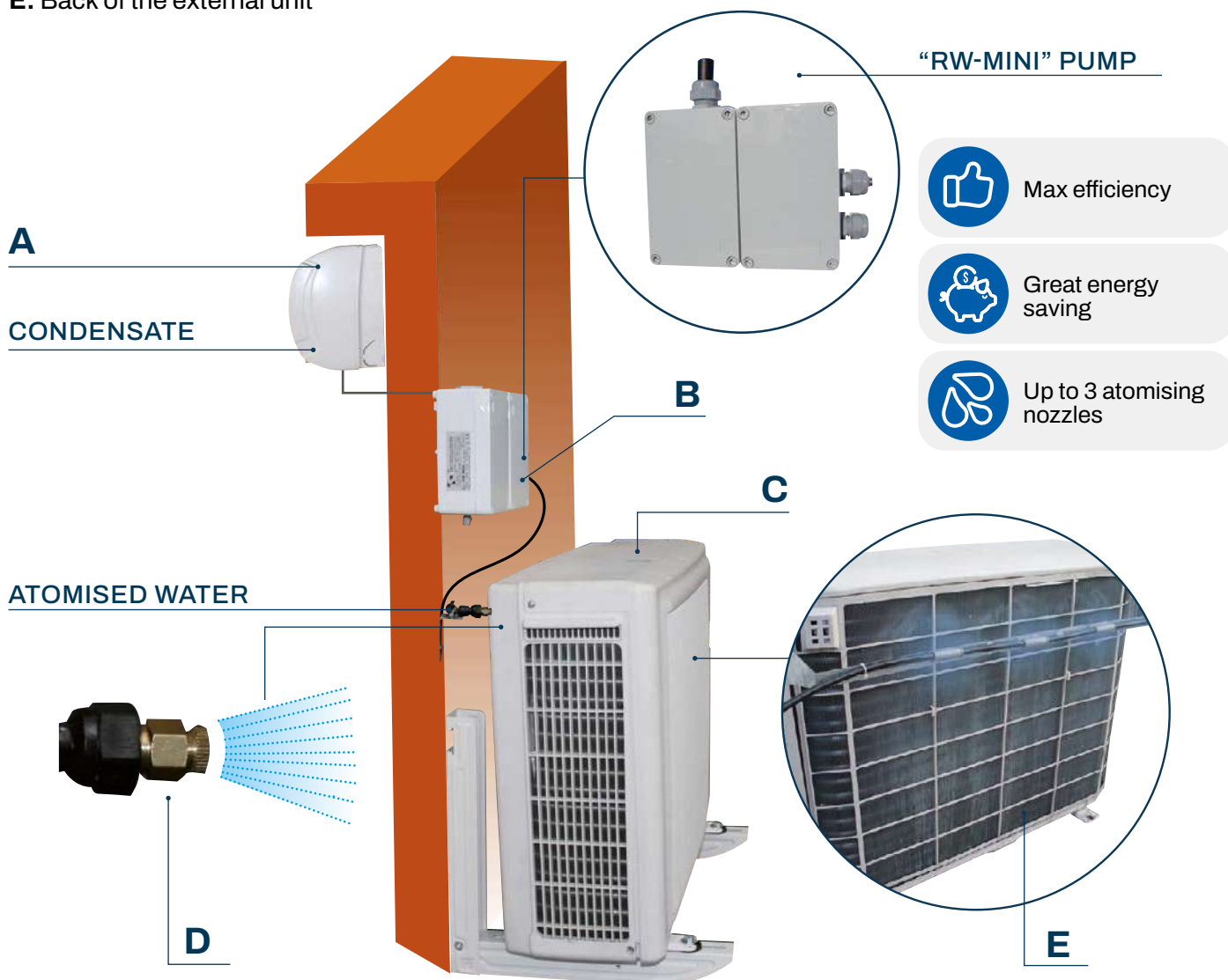
 **ZERSTÄUBERPUMPE ZUR ENERGIEEINSPARUNG**

**TECHNISCHE EIGENSCHAFTEN**

- Stromversorgung 230V - 50Hz
- Leistungsaufnahme 47 W
- Max. Schallpegel 59 dB(A)
- Max. Fördermenge 7 l/h
- Druck max. 15 bar
- Abmessungen B 250 x H 250 x T 90 mm

**LEGEND:**

- A. Internal unit
- B. RW Mini nebulizer
- C. External unit
- D. Nebulizer nozzle
- E. Back of the external unit



 **NEBULISER PUMP FOR ENERGY SAVING**

IDEAL FOR DISPOSING OF THE WATER ON TERRACES, BALCONIES, ETC.

 **POMPE DE NÉBULISEUR POUR ÉCONOMIE D'ÉNERGIE**

IDÉAL POUR L'ÉVACUATION DE L'EAU SUR LES TERRASSES, LES BALCONS, ETC.

 **ZERSTÄUBERPUMPE ZUR ENERGIEEINSPARUNG**

IDEAL FÜR DIE BESEITIGUNG VON WASSER AUF TERRASSEN, BALKONEN, USW.




**PLEASE NOTE!**

Without accessories: to guarantee correct functioning it is necessary to also purchase the accessories on page 128

[Datasheet](#)



| CODE     | DESCRIPTION                            | U.M. | <br>Pieces per box |
|----------|--|------|---|
| 12170070 | "RW MINI" ENERGY-SAVING ATOMISING PUMP | PCS  | 1   |

 **NEBULISER PUMP KIT FOR ENERGY SAVING**

**TECHNICAL SPECIFICATIONS**

- **Code 12170070** Nebuliser pump for energy saving RW MINI for residential systems 1 pc.
- **Code 12170077** High pressure hose Ø 6 x 4 mm L = 5 m in polyamide 1 pc.
- **Code 12170086** Quick coupling fitting pipe union holder 90° 1 threaded hole 1/8 NPT for 4 x 6 mm hose 3 pcs.
- **Code 12170088** Quick coupling fitting 90° joint for 6 x 4 mm hose 1 pc.
- **Code 12170089** Quick coupling "T" joint for pipe 6 x 4 mm 2 pcs.
- **Code 12170091** Spray pipe union size 0.4 (1/8NTP thread) 3 pcs.

IDEAL FOR DISPOSING OF THE WATER ON TERRACES, BALCONIES, ETC.

 **KIT POMPE DE NÉBULISEUR POUR ÉCONOMIE D'ÉNERGIE**

**CARACTÉRISTIQUES TECHNIQUES**

- **Code 12170070** Pompe de nébuliseur à économie d'énergie RW MINI pour systèmes résidentiels 1 pc
- **Code 12170077** Tuyau haute pression Ø 6 x 4 mm L = 5 m en polyamide 1 pc
- **Code 12170086** Raccord rapide porte buse 90° 1 trou taraudé 1/8 NPT pour tuyau 4 x 6 mm 3 pcs
- **Code 12170088** Raccord rapide à 90° de jonction pour tuyau 6 x 4 mm 1 pc
- **Code 12170089** Raccord rapide en « T » de jonction pour tuyau 6 x 4 mm 2 pcs
- **Code 12170091** Buse de pulvérisation taille 0,4 (filetage 1/8NTP) 3 pcs

IDÉAL POUR L'ÉVACUATION DE L'EAU SUR LES TERRASSES, LES BALCONS, ETC.

 **ENERGIESPARENDES SPRÜHPUMPENSATZ**

**TECHNISCHE EIGENSCHAFTEN**


- **Code 12170070** Energieeinsparende Verneblerpumpe RW MINI für Wohnanlagen Stk. 1
- **Code 12170077** Hochdruckrohr Ø 6 x 4 mm L = 5 m aus Polyamid Stk. 1
- **Code 12170086** Schnellkupplungsanschluss Düsenhalter 90° 1 Gewindebohrung 1/8 NPT für Rohr 4 x 6 mm Stk. 3
- **Code 12170088** Schnellkupplung 90°-Anschluss für Rohr 6 x 4 mm Stk. 1
- **Code 12170089** Schnellkupplung "T"-Anschluss für Rohr 6 x 4 mm Stk. 2
- **Code 12170091** Sprühdüsengröße 0,4 (1/8NTP-Gewinde) Stk. 3

IDEAL FÜR DIE BESEITIGUNG VON WASSER AUF TERRASSEN, BALKONEN, USW.




[Datasheet](#)




| CODE     | DESCRIPTION                | U.M. | <br>Pieces per box |
|----------|----------------------------|------|---|
| 12170071 | RW MINI ATOMISING PUMP KIT | PCS  | 1   |

# ACCESSORIES FOR "RW MINI"


 **HIGH PRESSURE HOSE**  **TUYAU HAUTE PRESSION**  **HOCH-DRUCKROHR**

| CODE     | DESCRIPTION        | U.M. |  Pieces per box |
|----------|--------------------|------|--|
| 12170076 | HIGH-PRESSURE TUBE | PCS  | 1  |
| 12170077 | HIGH-PRESSURE TUBE | PCS  | 1  |

**Datasheet**




 **90° PIPE UNION HOLDER FITTING**  **RACCORD PORTE-GRILLE À 90°**  **90°-DÜSENHALT-ERUNGSVERSCHRAUBUNG**

| CODE     | DESCRIPTION             | U.M. |  Pieces per box |
|----------|-------------------------|------|--|
| 12170086 | NOZZLE MOUNTING FITTING | PCS  | 1  |

**Datasheet**




 **COUPLING FITTING**  **RACCORD DE JONCTION**  **ANSCHLUSSVER-SCHRAUBUNG**

| CODE     | DESCRIPTION      | U.M. |  Pieces per box |
|----------|------------------|------|--|
| 12170087 | COUPLING FITTING | PCS  | 1  |

**Datasheet**




 **90° FITTING**  **RACCORD À 90°**  **90°-VERSCHRAU-BUNG**

| CODE     | DESCRIPTION | U.M. |  Pieces per box |
|----------|-------------|------|--|
| 12170088 | 90° FITTING | PCS  | 1  |

**Datasheet**




 **"T" FITTING**  **RACCORD EN « T »**  **"T"-VERSCHRAU-BUNG**

| CODE     | DESCRIPTION | U.M. |  Pieces per box |
|----------|-------------|------|--|
| 12170089 | T-FITTING   | PCS  | 1  |

**Datasheet**




 **END OF LINE CAP FOR FITTINGS**  **BOUCHON DE FIN DE LIGNE POUR RACCORDS**  **LEITUNGENS-DKAPPE FÜR VER-SCHRAUBUNG**

| CODE     | DESCRIPTION                   | U.M. |  Pieces per box |
|----------|-------------------------------|------|--|
| 12170090 | END-OF-LINE PLUG FOR FITTINGS | PCS  | 1  |

**Datasheet**




 **SPRAY PIPE UNION**  **BUSE DE PULVÉRISATION**  **SPRÜHDÜSE**

| CODE     | DESCRIPTION      | U.M. |  Pieces per box |
|----------|------------------|------|--|
| 12170091 | ATOMISING NOZZLE | PCS  | 1  |

**Datasheet**



 **TELESCOPIC BAR FOR FIXING PIPE UNIONS**  **BARRE TÉLESCOP-IQUE POUR LA FIXA-TION DE GRILLES**  **TELESKOPSTAN-GE ZUR BEFESTI-GUNG VON DÜSEN**

| CODE     | DESCRIPTION                           | U.M. |  Pieces per box |
|----------|---------------------------------------|------|--|
| 12170092 | TELESCOPING BAR FOR FASTENING NOZZLES | PCS  | 1  |

**Datasheet**



# KIT EASY FLOW PUMP WITH TRUNKING

MADE IN ITALY

## EXAMPLE OF INSTALLATION



Installation trunking



Laying pipes and pump



Trunking closing installation finished

### THE KIT INCLUDES

#### TECHNICAL SPECIFICATIONS WITH EXCELLENCE TRUNKING

- 1 corner terminal TA 72 - EXC New Line
- 1 flat curve CP 72 - EXC New Line
- 1 piece 70 cm duct T 72 - EXC New Line
- 1 piece 15 cm duct T 72 - EXC New Line
- 2 pieces BLOCK tubing clips for duct T 72
- 1 Easy Flow mini pump 11 lt
- 1 fastening kit for Easy Flow mini pump in duct

#### WITH OPTIMA TRUNKING

- Corner terminal TA75vOPT 1 piece
- Flat elbow CP75 OPT 1 piece
- Stretch of duct T75 OPT 70 cm 1 piece
- Stretch of duct T75 OPT 15 cm 1 piece
- BLOCK pipe clamp for T72 duct 2 pieces
- Mini pump EASY FLOW LUSO 11 litres 1 piece
- Fastening kit for EASY FLOW mini pump in duct 1 piece

### LE KIT COMPREND

#### CARACTÉRISTIQUES TECHNIQUES AVEC GOULOTTE EXCELLENCE

- 1 borne d'angle TA 72 - EXC New Line
- 1 courbe plate CP 72 - EXC New Line
- 1 pièce de 70 cm goulotte T 72- EXC New Line
- 1 pièce de 15 cm goulotte T 72- EXC New Line
- 2 pièces colliers de serrage BLOCK pour goulotte T 72
- 1 mini pompe Easy Flow 11 lt
- 1 kit de fixation pour mini pompe Easy Flow sur goulotte

#### AVEC GOULOTTE OPTIMA

- Borne d'angle TA75 OPT pièce 1
- Courbe plate CP75 OPT pièce 1
- Épaisseur de gaine T75 OPT cm 70 pièce 1
- Épaisseur de gaine T75 OPT cm 15 pièce 1
- Colliers de serrage BLOCK pour gaine T72 2 pièces
- Mini pompe EASY FLOW Luxury 11 litres 1 pièce
- Kit de fixation pour mini pompe EASY FLOW dans le conduit 1 pièce

### DER BAUSATZ BEINHALTET


#### TECHNISCHE EIGENSCHAFTEN MIT EXCELLENZ-KANAL

- 1 Eckterminal TA 72 - EXC New Line
- 1 flache Kurve CP 72 - EXC New Line
- 1 Stück zu 70 cm Kanal T 72- EXC New Line
- 1 Stück zu 15 cm Kanal T 72- EXC New Line
- 2 BLOCK-Rohrschellen für Kanal T 72
- 1 Minipumpe Easy Flow 11 lt
- 1 Befestigungssatz für Minipumpe Easy Flow im Kanal

#### MIT OPTIMA-KANAL

- Kantenabschluss TA75 OPT 1 Stk.
- Flache Kurve CP75 OPT 1 Stück
- Kanalstück T75 OPT cm 70 Stück 1
- Kanalstück T75 OPT cm 15 Stück 1
- BLOCK-Rohrschellen für Kanal T72, 2 Stück
- Mini-Pumpe EASY FLOW Luxus 11 lt Stück 1
- Befestigungssatz für Minipumpe EASY-FLOW IM Kanal 1 Stück

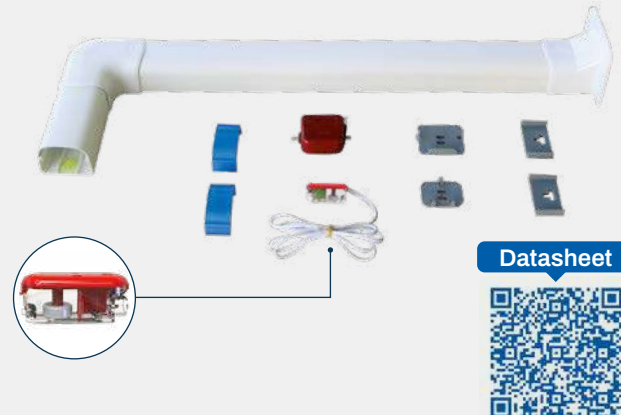
### KIT WITH EXCELLENZ TRUNKING



Datasheet



### KIT WITH OPTIMA TRUNKING



Datasheet



| CODE     | DESCRIPTION                              | U.M. | Pieces per box |
|----------|--|------|----------------|
| 12170042 | "EASY FLOW" PUMP IN TRUNKING "EXCELLENZ" | KIT  | 1              |

| CODE     | DESCRIPTION                            | U.M. | Pieces per box |
|----------|--|------|----------------|
| 12170055 | "EASY FLOW" PUMP KIT TRUNKING "OPTIMA" | KIT  | 1              |


 **90° M/M RIGID ELBOW FITTING FOR EASY FLOW PUMPS CONDENSATE DRAIN PIPES**

 **RACCORD COUDÉ RIGIDE 90° M/M POUR TUYAUX DE DRAINAGE DE CONDENSAT POMPES EASY FLOW**

 **STARRE VERSCHRAUBUNG 90°-WINKEL M/M FÜR KONDENSATABLASSROHRE PUMPEN EASY FLOW**



 **MADE IN ITALY**

| CODE     | DESCRIPTION  | U.M. |  Pieces per box |
|----------|--|------|--|
| 12170145 | RIGID 90° ELBOW M/M FITTING FOR "EASY FLOW" PUMP 4X6 CONDENSATE DRAIN TUBE | PCS  | 10   |
| 12170146 | RIGID 90° ELBOW M/M FITTING FOR "EASY FLOW" PUMP 6X9 CONDENSATE DRAIN TUBE | PCS  | 10   |

**Datasheet**




 **90° M/M RIGID ELBOW FITTING FOR EASY FLOW PUMPS CONDENSATE DRAIN PIPES**

 **RACCORD COUDÉ RIGIDE 90° M/M POUR TUYAUX DE DRAINAGE DE CONDENSAT POMPES EASY FLOW**

 **STARRE VERSCHRAUBUNG 90°-WINKEL M/M FÜR KONDENSATABLASSROHRE PUMPEN EASY FLOW**



 **MADE IN ITALY**

| CODE     | DESCRIPTION   | U.M. |  Pieces per box |
|----------|---|------|--|
| 12170147 | RIGID STRAIGHT M/M FITTING FOR "EASY FLOW" PUMP 4X6 CONDENSATE DRAIN TUBE | PCS  | 10   |
| 12170148 | RIGID STRAIGHT M/M FITTING FOR "EASY FLOW" PUMP 6X9 CONDENSATE DRAIN TUBE | PCS  | 10   |

**Datasheet**



 **FLEXIBLE RUBBER "S" FITTING**

 **RACCORD EN CAOUTCHOUC FLEXIBLE EN « S »**

 **FLEXIBLE GUMMIVERSCHRAUBUNG "S"**

**TECHNICAL SPECIFICATIONS**

- For Ø 15-20 pipe
- Can be used in all condensate pumps
- Suitable for all conditioner drains

**CARACTÉRISTIQUES TECHNIQUES**

- Pour tuyau Ø 15-20
- Peut être utilisé dans toutes les pompes à condensat
- Convient à tous les drains de climatiseur

**TECHNISCHE EIGENSCHAFTEN**

- Für Ø 15-20 Rohr
- Kann in allen Kondensatpumpen verwendet werden
- Geeignet für alle Abflüsse von Klimaanlage



 **MADE IN ITALY**

| CODE     | DESCRIPTION                    | U.M. |  Pieces per box |
|----------|--------------------------------|------|--|
| 12170149 | OFFSET FLEXIBLE RUBBER FITTING | PCS  | 15   |

**Datasheet**



 **90° FLEXIBLE ELBOW RUBBER FITTING**

 **RACCORD EN CAOUTCHOUC FLEXIBLE COUDÉ À 90°**

 **FLEXIBLE GUMMIVERSCHRAUBUNG 90°-WINKEL**

**TECHNICAL SPECIFICATIONS**

- For Ø 15-20 pipe
- Can be used in all condensate pumps
- Suitable for all conditioner drains

**CARACTÉRISTIQUES TECHNIQUES**

- Pour tuyau Ø 15-20
- Peut être utilisé dans toutes les pompes à condensat
- Convient à tous les drains de climatiseur

**TECHNISCHE EIGENSCHAFTEN**

- Für Ø 15-20 Rohr
- Kann in allen Kondensatpumpen verwendet werden
- Geeignet für alle Abflüsse von Klimaanlage



 **MADE IN ITALY**

| CODE     | DESCRIPTION                       | U.M. |  Pieces per box |
|----------|-----------------------------------|------|--|
| 12170150 | FLEXIBLE 90° ELBOW RUBBER FITTING | PCS  | 5  |

**Datasheet**



**FLEXIBLE VIBRATION DAMPING RUBBER FOR WALL MOUNTING SMART FLOW PUMP**

**TECHNICAL SPECIFICATIONS**

- It allows the pump to be fixed to any wall, absorbing vibrations

**CAOUTCHOUC ANTI-VIBRATIONS FLEXIBLE POUR MONTAGE MURAL D'UNE POMPE SMART FLOW**

**CARACTÉRISTIQUES TECHNIQUES**

- Permet à la pompe d'être fixée à n'importe quel mur, en absorbant les vibrations

**FLEXIBLER ANTI-VIBRATIONSGUMMI FÜR DIE WANDMONTAGE EINER PUMPE SMART FLOW**

**TECHNISCHE EIGENSCHAFTEN**

- Es ermöglicht Ihnen, die der Pumpe an einer beliebigen Wand zu befestigen und Vibrationen zu absorbieren



**MADE IN ITALY**

| CODE     | DESCRIPTION  | U.M. | Pieces per box |
|----------|--|------|----------------|
| 12170151 | FLEXIBLE RUBBER ANTI-VIBRATION PAD FOR WALL MOUNTING SMART FLOW PUMP | PCS  | 5              |

**Datasheet**



**LAMPO**

**MADE IN ITALY**

**FASTENING KIT FOR EASY FLOW - AQUA SPLIT MINI PUMP IN DUCT T72 EXCELLENS SERIES**

**THE KIT CONSISTS OF**

- Two coupling springs at base of duct (detail B)
  - A pump coupling plate (detail A)
  - A float coupling plate (detail C)
- This kit is not usable for EASY FLOW mod pumps. 30 lt and 40 lt**

**KIT DE FIXATION POUR MINI POMPE EASY FLOW - AQUA SPLIT DANS GOULOTTE SÉRIE T72 EXCELLENS**

**LE KIT SE COMPOSE DE**

- Deux ressorts d'accouplement au fond du conduit (détail B)
  - Une plaque d'accouplement de pompe (détail A)
  - Une plaque de fixation du corps flottant (détail C)
- Ce kit n'est pas utilisable pour les pompes EASY FLOW mod. 30 lt et 40 lt**

**BEFESTIGUNGSKIT FÜR MINI EASY FLOW - AQUA SPLIT PUMPE IN KANAL SERIE T72 EXCELLENS**

**DER BAUSATZ BESTEHT AUS**

- Zwei Einhakfedern am Boden des Kanals (Detail B)
  - Eine Befestigungsplatte der Pumpe (Detail A)
  - Eine Befestigungsplatte des Schwimmkörpers (Detail C)
- Dieses Bausatz eignet sich nicht für Pumpen EASY-FLOW Mod. 30 lt und 40 lt**

**FAST**

**MADE IN ITALY**

**FASTENING KIT FOR EASY FLOW - AQUA SPLIT MINI PUMP IN DUCT T75 OPTIMA SERIES**

**THE KIT CONSISTS OF**

- A spring with coupling plate for pump lock
  - A spring with coupling plate for float
- This kit is not usable for EASY FLOW mod pumps. 30 lt and 40 lt**

**KIT DE FIXATION POUR MINI POMPE EASY FLOW - AQUA SPLIT DANS GOULOTTE SÉRIE T75 OPTIMA**

**LE KIT SE COMPOSE DE**


- Un ressort avec plaque d'accouplement pour bloc-pompe
  - Ressort avec plaque d'accrochage pour corps flottant
- Ce kit n'est pas utilisable pour les pompes EASY FLOW mod. 30 lt et 40 lt**

**BEFESTIGUNGSKIT FÜR EASY FLOW - AQUA SPLIT MINIPUMPE IN KANAL T75 OPTIMA SERIE**

**DER BAUSATZ BESTEHT AUS**

- Eine Feder mit Kupplungsplatte für Pumpenblock
  - Eine Feder mit Hakenplatte für Schwimmkörper
- Dieses Bausatz eignet sich nicht für Pumpen EASY-FLOW Mod. 30 lt und 40 lt**

**KIT LAMPO**



**Datasheet**



**KIT FAST**



**Datasheet**



| CODE     | DESCRIPTION  | U.M. | Pieces per box |
|----------|--|------|----------------|
| 12170041 | KIT FOR "EASY FLOW" MINI PUMP FASTENING IN EXCELLENS T72 SERIES TRUNKING "LAMPO" | KIT  | 1              |

| CODE     | DESCRIPTION  | U.M. | Pieces per box |
|----------|--|------|----------------|
| 12170047 | KIT FOR "EASY FLOW" MINI PUMP FASTENING IN OPTIMA T75 SERIES TRUNKING "FAST" | KIT  | 1              |

# KIT LAMPO GREEN

MADE IN ITALY

## FASTENING KIT FOR EASY ONE PUMP IN DUCT T72 EXCELLENS SERIES

### THE KIT CONSISTS OF

- A coupling spring at the bottom of the duct (detail A)
- A pump coupling plate (detail B)

## KIT DE FIXATION POUR POMPE EASY ONE DANS GOULOTTE SÉRIE T72 EXCELLENS

### LE KIT SE COMPOSE DE

- Un ressort de couplage au fond de la goulotte (détail A)
- Une plaque d'accouplement de pompe (détail B)

## BEFESTIGUNGSKIT FÜR EASY ONE PUMPE IN KANAL SERIE T72 EXCELLENS

### DER BAUSATZ BESTEHT AUS

- Eine Kupplungsfeder am Boden des Kanals (Detail A)
- Eine Befestigungsplatte der Pumpe (Detail B)

# KIT FAST GREEN

MADE IN ITALY

## FASTENING KIT FOR EASY ONE PUMP IN DUCT T75 OPTIMA SERIES

### THE KIT CONSISTS OF

- Spring with coupling plate for pump 1 piece

## KIT DE FIXATION POUR POMPE EASY ONE DANS GOULOTTE SÉRIE T75 OPTIMA

### LE KIT SE COMPOSE DE

- Ressort avec plaque d'accouplement pour pompe pièce 1

## BEFESTIGUNGSKIT FÜR EASY ONE-PUMPE IN KANAL SERIE T75 OPTIMA

### DER BAUSATZ BESTEHT AUS

- Feder mit Kupplungsplatte für Pumpenstück 1


### KIT LAMPO GREEN



#### Datasheet





### KIT FAST GREEN



#### Datasheet




| CODE     | DESCRIPTION   | U.M. |  Pieces per box |
|----------|---|------|--|
| 12170155 | FIXING KIT FOR "EASY ONE" PUMP IN T72 EXCELLENS SERIES TRUNKING "LAMPO GREEN" | KIT  | 1  |


| CODE     | DESCRIPTION   | U.M. |  Pieces per box |
|----------|---|------|--|
| 12170160 | FIXING KIT FOR "EASY ONE" PUMP IN OPTIMA T75 SERIES TRUNKING "FAST GREEN" | KIT  | 1  |

## PUMP CONNECTION HOSE

## TUYAU DE RACCORDEMENT POMPES

## PUMPENANSCHLUSSROHR



| CODE     | DESCRIPTION            | LUNGHEZZA [m] | U.M. |  Pieces per box |
|----------|------------------------|---------------|------|--|
| 12170064 | PUMP TUBING Ø 4X6 mm   | 10            | PCS  | 1  |
| 12170029 | PUMP TUBING Ø 4x6 mm.  | 100           | PCS  | 1  |
| 12170014 | PUMP TUBING D.6X9,5 mm | 25            | PCS  | 1  |
| 12170066 | PUMP TUBING Ø 8X12 mm  | 10            | PCS  | 1  |
| 12170018 | PUMP TUBING Ø 8x12 mm  | 100           | PCS  | 1  |

#### Datasheet




## MINI NON-RETURN VALVE

## MINI CLAPET ANTI-RETOUR

## MINI-RÜCKSCHLAGVENTIL



| CODE     | DESCRIPTION                      | U.M. |  Pieces per box |
|----------|----------------------------------|------|--|
| 12170020 | MINI NON-RETURN VALVE Ø 6x9,5 mm | PCS  | 5  |

#### Datasheet





For fan coils with vertical coupling

Datasheet

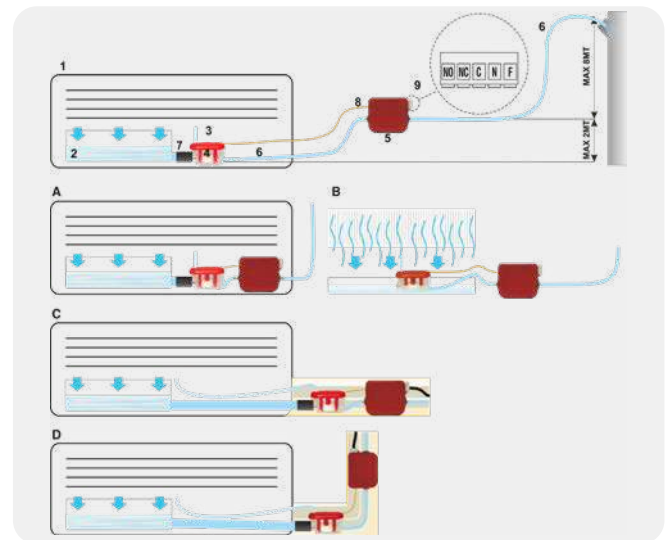
| CODE     | DESCRIPTION                          | U.M. | Pieces per box |
|----------|--------------------------------------|------|----------------|
| 12170048 | FLOAT HOUSING FOR PUMP MODELS "EF V" | PCS  | 1              |



## EXAMPLE INSTALLATION OF CONDENSATE PUMP MODELS EASY FLOW 7 /11 / 15 / 20 / 30 / 40

**LEGEND:**

- 1. Indoor unit
- 2. Condensate drain pan
- 3. Air outlet
- 4. Floating case
- 5. Pump
- 6. Transparent pipe  $\varnothing 4 \times 6$  mm
- 7. Condensate drain pipe
- 8. Electrical connection cable
- 9. Power supply + alarm
- A. Installation of the floating case and pump in the indoor unit
- B. Installation of the floating case inside the condensate drain pan
- C. Installation of the floating case and of the pump inside the trunking T72
- D. Installation of floating case inside the trunking T72 and the pump vertically installed



**VERY IMPORTANT!** Keep the reservoir horizontal. Do not put the reservoir on metal surfaces.



When the electric circuit of the mini pump is powered, the alarm contact closes except when:

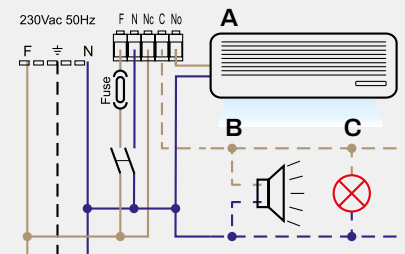
- A fault in the electric circuit of the pump
- Over-temperature of the thermal sensor that protects the solenoid valve
- Overfill level of the reservoir

**CONNECTION EXAMPLE**

The 8A contact allows the connection with the indoor unit. If you want to use the alarm contact to get an acoustic or visual signal, follow the connection instruction on the diagram.

- A. Compressor of indoor unit
- B. Acoustic alarm
- C. Visual alarm

Note: Perform the electric connection following the instructions on the manual.



**INSTALLATION INSTRUCTIONS FOR A PROPER WORKING**

Follow carefully the instructions to install the mini pumps to grant the good performances of the pump and consequently of the whole system. Failure to observe these instructions can compromise the proper working.

- Clean accurately, the unit and the condensation tank, rinse with water.
- Fasten the reservoir using the clip. Very important: keep it horizontal and never lay it on metal surfaces.
- Connect the alarm.
- Connect the vent pipe to the reservoir. Very important: the end of the vent pipe must be higher than the maximum level of the condensate tank of the a/c.
- Use always the transparent pipe to connect the pump (4 x 6 mm or 6 x 9,5 according to the model) as indicated on the catalogue.

# BRACKETS AND WALL BRACKETS



# COMPLETE SOLUTIONS FOR HEAT PUMP INSTALLATION

Discover all products



Tecosystemi manufactures a wide range of accessories also dedicated to the installation of heat pumps, with over thirty years of know-how in the research and development of efficient and aesthetically refined solutions.



Versatility



Durability



Easy installation



Customizable



**EXCELLENS DUCT**



**EXCELLENS ACCESSORIES**



**OPTIMA DUCT**



**OPTIMA ACCESSORIES**



**CONDENSATE DRAIN PIPE**



**CONDENSATE DRAIN PAN**



**CONDENSATE DRAIN PAN**



**BRACKETS**



**WALL BRACKETS**



**FLOOR BASES**



**FLOOR BASES**



**FLOOR BASES**



**FLOOR BASES**



**FLOOR BASES WITH DRAIN PIPE**



**MODULAR SYSTEMS**



**EASTHETIC PROTECTIONS**



**BOX EASTHETIC PROTECTIONS**

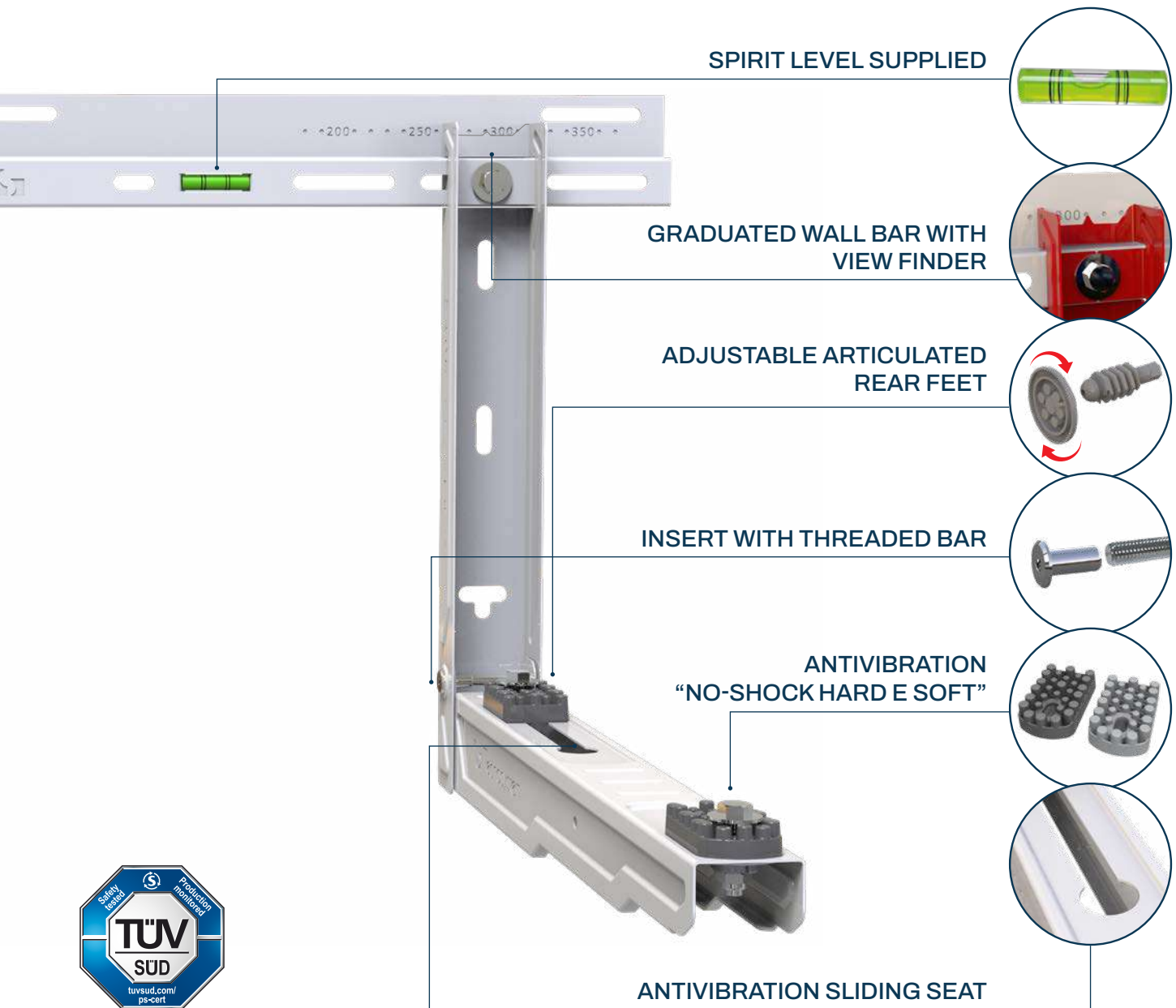


**SOUNDPROOF EASTHETIC PROTECTIONS**

# WALL BRACKETS

CONCEIVED AND DESIGNED BY TECNOSYSTEMI

MADE IN ITALY



Smart Clima



**OUR BRACKETS  
ARE PRE-ASSEMBLED  
AND COMPLETE  
WITH ANTI-VIBRATION  
AND SCREWS**





## TÜV CERTIFICATION FOR OUTDOOR UNIT BRACKETS: **GUARANTEE OF SAFETY AND QUALITY.**

Choosing TÜV-certified brackets from Tecnosystemi means prioritizing **quality**, **safety**, and long-term **reliability**.



High Durability



Guaranteed



Control and Quality



Certified

# CONFIGURE BRACKETS AND SUPPORTS FOR EXTERNAL UNITS



 On the website [tecnosystemi.com](https://www.tecnosystemi.com)

Automatically generate **quotes** and **technical data sheet** for the chosen products



# CONFIGURE BRACKETS AND SUPPORTS FOR HEAT PUMPS



 On the website [tecnosystemi.com](https://www.tecnosystemi.com)

Automatically generate **quotes** and **technical data sheet** for the chosen products



## WALL BRACKET WITH NOTCHED BAR

### TECHNICAL SPECIFICATIONS

- Made of electro-galvanised metal sheet
- Includes spirit level
- External polyester painting
- Wall-mounted notched bar
- Ready for condensate drain pan
- Fixing plugs
- Adjustable rear swivel feet

## SUPPORT AVEC BARRE CRANTÉE


### CARACTÉRISTIQUES TECHNIQUES

- En tôle électro-galvanisée
- Livré avec une bulle
- Peinture polyester d'extérieur
- Barre murale dentée
- Prêdisposé pour le bassin de collecte des condensats
- Chevilles de fixation
- Pieds arrière articulés réglables

## WANDKONSOLE MIT GEZAHNTER STANGE

### TECHNISCHE EIGENSCHAFTEN

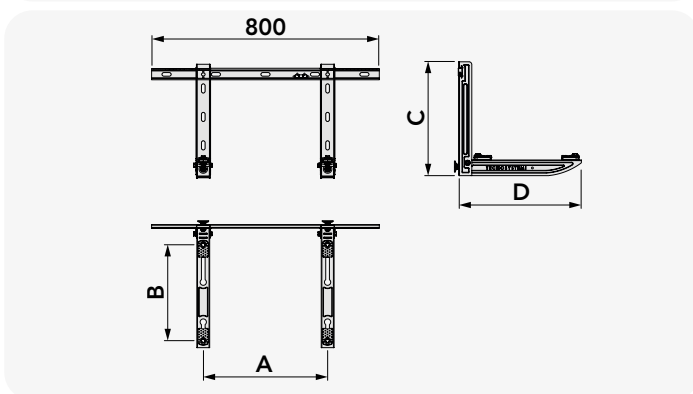
- Aus elektro-galvanisiertem Blech
- Libelle mitgeliefert
- Polyesterbeschichtung für den Außenbereich
- Gezahnte Wandstange
- Vorbereitet für Kondensatsammelbecken
- Befestigungsdübel
- Verstellbare, Gelenkhinterfüße



GALILEO EVO bracket with no-shock vibration dampers



GALILEO ECO with sliding dampers



**PRE-ASSEMBLED**

Datasheet Galileo Evo

Datasheet Galileo Eco

Datasheet Galileo Start

### GALILEO EVO with no-shock vibration dampers

| CODE      | DESCRIPTION                           | DIMENSIONS [mm] |           |     |     | LOAD CAPACITY [kg] | U.M. | Pieces per box | U.M. Box | U.M. Pallet |
|-----------|---------------------------------------|-----------------|-----------|-----|-----|--------------------|------|----------------|----------|-------------|
|           |                                       | A               | B         | C   | D   |                    |      |                |          |             |
| SCD500385 | WALL BRACKET "GALILEO SGL" 100 EVO    | 440 - 745       | 180 - 340 | 400 | 430 | 100                | PCS  | 1              | 1        | 168         |
| SCD500391 | WALL BRACKET "GALILEO SGL" 140 EVO    | 440 - 745       | 180 - 385 | 400 | 475 | 140                | PCS  | 1              | 1        | 168         |
| SCD500396 | WALL BRACKET GALILEO SGL" 100 XXL EVO | 440 - 745       | 240 - 465 | 400 | 625 | 75                 | PCS  | 1              | 1        | 168         |

### GALILEO ECO bracket with sliding dampers

| CODE      | DESCRIPTION                                     | DIMENSIONS [mm] |           |     |     | LOAD CAPACITY [kg] | U.M. | Pieces per box | U.M. Box | U.M. Pallet |
|-----------|---|-----------------|-----------|-----|-----|--------------------|------|----------------|----------|-------------|
|           |   | A               | B         | C   | D   |                    |      |                |          |             |
| SCD500386 | WALL BRACKET "GALILEO ECO SGL IVORY 100" ECO    | 440 - 745       | 180 - 340 | 400 | 430 | 100                | PCS  | 1              | 1        | 168         |
| SCD500392 | WALL BRACKET "GALILEO ECO SGL IVORY 140" ECO    | 440 - 745       | 180 - 385 | 400 | 475 | 140                | PCS  | 1              | 1        | 168         |
| SCD500397 | WALL BRACKET "GALILEO ECO XXL SGL IVORY 75" ECO | 440 - 745       | 240 - 465 | 400 | 625 | 75                 | PCS  | 1              | 1        | 168         |

### GALILEO START bracket without dampers

| CODE      | DESCRIPTION   | DIMENSIONS [mm] |           |     |     | LOAD CAPACITY [kg] | U.M. | Pieces per box | U.M. Box | U.M. Pallet |
|-----------|---|-----------------|-----------|-----|-----|--------------------|------|----------------|----------|-------------|
|           |   | A               | B         | C   | D   |                    |      |                |          |             |
| SCD500387 | WALL BRACKET "GALILEO SGL - 100 START" (without anti-vibration) | 440 - 745       | 180 - 340 | 400 | 430 | 100                | PCS  | 1              | 1        | 168         |
| SCD500393 | WALL BRACKET "GALILEO SGL - 140 START" (without anti-vibration) | 440 - 745       | 180 - 385 | 400 | 475 | 140                | PCS  | 1              | 1        | 168         |



# KEPLERO SPK XXL



MADE IN ITALY

## WALL BRACKET WITH GRADUATED BAR

### TECHNICAL SPECIFICATIONS

- Made of electro-galvanised metal sheet
- Wall bracket with spirit level supplied
- External polyester painting
- Ready for condensate drain pan
- "NO-SHOCK" sliding vibration dampers supplied
- Fixing plugs
- Adjustable rear swivel feet

## SUPPORT AVEC BARRE GRADUÉE

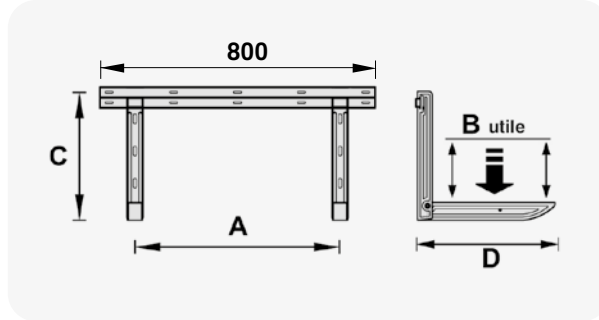
### CARACTÉRISTIQUES TECHNIQUES

- En tôle électro-galvanisée
- Support de bulle fourni
- Peinture polyester d'extérieur
- Prédéposé pour le bassin de collecte des condensats
- Plots anti-vibrations coulissants « NO-SHOCK » fournis
- Chevilles de fixation
- Pieds arrière articulés réglables

## WANDKONSOLE MIT ABGESTUFTEM STAB

### TECHNISCHE EIGENSCHAFTEN

- Aus elektro-galvanisiertem Blech
- Wandkonsole mit Libelle im Lieferumfang enthalten
- Polyesterbeschichtung für den Außenbereich
- Vorbereitet für Kondensatsammelbecken
- "NO-SHOCK" gleitende Schwingungsdämpfer im Lieferumfang enthalten
- Befestigungsdübel
- Verstellbare, Gelenkhinterfüße



| CODE      | DESCRIPTION                        | DIMENSIONS [mm] |           |     |     | LOAD CAPACITY [kg] | U.M. | Pieces per box | U.M. Box | U.M. Pallet |
|-----------|------------------------------------|-----------------|-----------|-----|-----|--------------------|------|----------------|----------|-------------|
|           |                                    | A               | B         | C   | D   |                    |      |                |          |             |
| SCD500364 | WALL BRACKET "KEPLERO SKP 100 XXL" | 350 ÷ 750       | 240 - 465 | 400 | 625 | 75                 | PCS  | 1              | 1        | 110         |

# MINI CHILLER TSSC



MADE IN ITALY

## MINI-CHILLER WALL BRACKET

### TECHNICAL SPECIFICATIONS

- Made of electro-galvanised metal sheet
- External polyester painting
- Ready for condensate drain pan
- "NO-SHOCK" sliding vibration dampers supplied
- Supplied screws
- Fixing plugs supplied (only for code 11000900)

## SUPPORT MINI-CHILLER TSSC

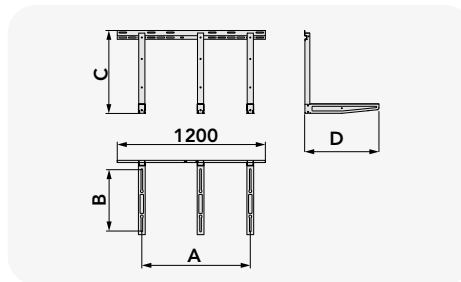
### CARACTÉRISTIQUES TECHNIQUES

- En tôle électro-galvanisée
- Peinture polyester d'extérieur
- Prédéposé pour le bassin de collecte des condensats
- Plots anti-vibrations coulissants « NO-SHOCK » fournis
- Vis fournies
- Chevilles de fixation fournis (uniquement pour le code 11000900)

## MINI-CHILLER WANDKONSOLE

### TECHNISCHE EIGENSCHAFTEN

- Aus elektro-galvanisiertem Blech
- Polyesterbeschichtung für den Außenbereich
- Vorbereitet für Kondensatsammelbecken
- "NO-SHOCK" gleitende Schwingungsdämpfer im Lieferumfang enthalten
- Mitgelieferte Schrauben
- Mitgelieferte Befestigungsdübel (nur für Cod. 11000900)



| CODE      | DESCRIPTION                          | DIMENSIONS [mm] |           |     |     | LOAD CAPACITY [kg] | U.M. | Pieces per box | U.M. Box |
|-----------|--------------------------------------|-----------------|-----------|-----|-----|--------------------|------|----------------|----------|
|           |                                      | A               | B         | C   | D   |                    |      |                |          |
| SCD500149 | WALL BRACKET "MINI-CHILLER TSSC-160" | 1150            | 290 ÷ 550 | 680 | 680 | 160                | PCS  | 1              | 1        |
| SCD500444 | WALL BRACKET "TSSC-210" MINI CHILLER | 1150            | 240 ÷ 500 | 670 | 600 | 210                | PCS  | 1              | 1        |
| 11000910  | WALL BRACKET "TSSC-250" MINI CHILLER | 1150            | 190 ÷ 490 | 680 | 600 | 250                | PCS  | 1              | 1        |
| 11000930  | WALL BRACKET "TSSC-300" MINI CHILLER | 1150            | 300 ÷ 550 | 680 | 680 | 300                | PCS  | 1              | 1        |





## WALL BRACKET WITH GRADUATED BAR

### TECHNICAL SPECIFICATIONS

- Made of electro-galvanised metal sheet
- Outdoor polyester coating in ivory
- Graduated wall bracket with spirit level included
- Adjustable rear swivel feet
- Ready for condensate drain pan
- "NO-SHOCK" vibration dampers supplied
- Wall mounting fixing plugs
- Pre-assembled wall bracket

## SUPPORT AVEC BARRE GRADUÉE

### CARACTÉRISTIQUES TECHNIQUES

- En tôle électro-galvanisée
- Peinture polyester d'extérieur couleur ivoire
- Support gradué avec bulle incluse
- Pieds arrière articulés réglables
- Prêdisposé pour le bassin de collecte des condensats
- Plots anti-vibrations « NO-SHOCK » fournis
- Chevilles de fixation murale
- Support pré-assemblé

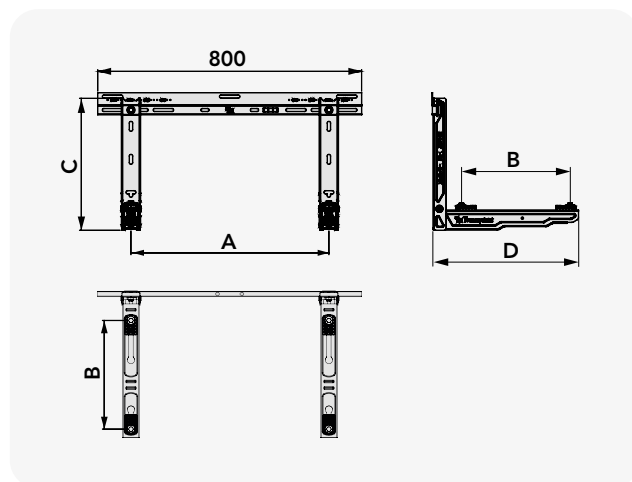
## WANDKONSOLE MIT ABGESTUFTEM STAB

### TECHNISCHE EIGENSCHAFTEN

- Aus elektro-galvanisiertem Blech
- Polyesterbeschichtung für den Außenbereich Elfenbeinfarbe
- Graduierte Wandkonsole mit Libelle mitgeliefert
- Verstellbare, Gelenkhinterfüße
- Vorbereitet für Kondensatsammelbecken
- Vibrationsdämpfer „NO-SHOCK“ im Lieferumfang enthalten
- Wandbefestigungsdübel
- Vormontierte Wandkonsole




On request in GREY version



PRE-ASSEMBLED

GRADUATED WALL BRACKET



| CODE      | DESCRIPTION  | DIMENSIONS [mm] |           |     |     | LOAD CAPACITY [kg] | U.M. | Pieces per box | U.M. Box | U.M. Pallet |
|-----------|--|-----------------|-----------|-----|-----|--------------------|------|----------------|----------|-------------|
|           |  | A               | B         | C   | D   |                    |      |                |          |             |
| SCD500367 | WALL BRACKET "LEONARDO" - 440L   | 350 ÷ 750       | 180 ÷ 330 | 400 | 440 | 110                | PCS  | 1              | 1        | 168         |
| SCD500369 | WALL BRACKET "LEONARDO" - 500L   | 350 ÷ 750       | 230 ÷ 390 | 400 | 500 | 110                | PCS  | 1              | 1        | 168         |
| SCD500371 | WALL BRACKET "LEONARDO" - 560L   | 350 ÷ 750       | 270 ÷ 450 | 400 | 560 | 110                | PCS  | 1              | 1        | 168         |
| SCD500373 | WALL BRACKET "LEONARDO" - 650L   | 350 ÷ 750       | 340 ÷ 540 | 400 | 650 | 100                | PCS  | 1              | 1        | 168         |
| SCD500341 | ANTI-VIBRATION KIT FOR WALLBAR - SUITABLE FOR WALL-BRACKET GIOTTO/LEONARDO/ MICHELANGELO |                 |           |     |     |                    | KIT  | 1              | 1        | -           |



## WALL BRACKET WITH GRADUATED BAR

### TECHNICAL SPECIFICATIONS

- Electrogalvanised sheet
- External polyester painting
- Graduated wall bracket with spirit level included
- Adjustable rear swivel feet
- Ready for condensate drain pan
- "NO-SHOCK" vibration dampers supplied
- Wall mounting fixing plugs
- Pre-assembled bracket

## SUPPORT AVEC BARRE GRADUÉE

### CARACTÉRISTIQUES TECHNIQUES

- Tôle galvanisée
- Peinture polyester d'extérieur
- Support gradué avec bulle incluse
- Pieds arrière articulés réglables
- Prêdisposé pour le bassin de collecte des condensats
- Plots anti-vibrations « NO-SHOCK » fournis
- Chevilles de fixation murale
- Étagère pré-assemblée

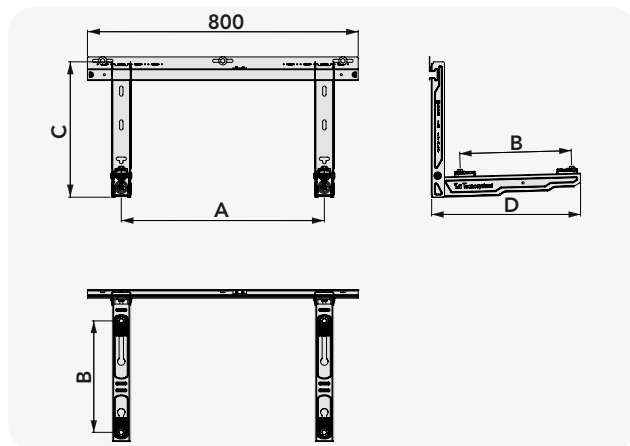
## WANDKONSOLE MIT ABGESTUFTEM STAB

### TECHNISCHE EIGENSCHAFTEN

- Galvanisch verzinktes Blech
- Polyesterbeschichtung für den Außenbereich
- Graduierte Wandkonsole mit Libelle mitgeliefert
- Verstellbare, Gelenkhinterfüße
- Vorbereitet für Kondensatsammelbecken
- Vibrationsdämpfer „NO-SHOCK“ im Lieferumfang enthalten
- Wandbefestigungsdübel
- Vormontierte Konsole




On request in GREY version



PRE-ASSEMBLED

GRADUATED WALL BRACKET



Sliding side hook



Virtual reality



Datasheet Ivory



Datasheet Grey



| CODE      | DESCRIPTION  | DIMENSIONS [mm] |           |     |     | LOAD CAPACITY [kg] | U.M. | Pieces per box | U.M. Box | U.M. Pallet |
|-----------|--|-----------------|-----------|-----|-----|--------------------|------|----------------|----------|-------------|
|           |  | A               | B         | C   | D   |                    |      |                |          |             |
| SCD500414 | WALL BRACKET "MICHELANGELO" - 440L   | 350 ÷ 750       | 180 ÷ 330 | 400 | 440 | 110                | PCS  | 1              | 1        | 168         |
| SCD500415 | WALL BRACKET "MICHELANGELO" - 500L   | 350 ÷ 750       | 230 ÷ 390 | 400 | 500 | 110                | PCS  | 1              | 1        | 168         |
| SCD500416 | WALL BRACKET "MICHELANGELO" - 560L   | 350 ÷ 750       | 270 ÷ 450 | 400 | 560 | 110                | PCS  | 1              | 1        | 168         |
| SCD500417 | WALL BRACKET "MICHELANGELO" - 650L   | 350 ÷ 750       | 340 ÷ 540 | 400 | 650 | 100                | PCS  | 1              | 1        | 168         |
| SCD500418 | WALL BRACKET "MICHELANGELO" - 440L - GREY  | 350 ÷ 750       | 180 ÷ 330 | 400 | 440 | 110                | PCS  | 1              | 1        | 168         |
| SCD500419 | WALL BRACKET "MICHELANGELO" - 500L - GREY  | 350 ÷ 750       | 230 ÷ 390 | 400 | 500 | 110                | PCS  | 1              | 1        | 168         |
| SCD500420 | WALL BRACKET "MICHELANGELO" - 560L - GREY  | 350 ÷ 750       | 270 ÷ 450 | 400 | 560 | 110                | PCS  | 1              | 1        | 168         |
| SCD500421 | WALL BRACKET "MICHELANGELO" - 650L - GREY  | 350 ÷ 750       | 340 ÷ 540 | 400 | 650 | 100                | PCS  | 1              | 1        | 168         |
| SCD500341 | ANTI-VIBRATION KIT FOR WALLBAR - SUITABLE FOR WALL-BRACKET GIOTTO/LEONARDO/ MICHELANGELO |                 |           |     |     |                    | KIT  | 1              | 1        | -           |



## WALL BRACKET WITH GRADUATED AND SLIDING BAR

### TECHNICAL SPECIFICATIONS

- Electrogalvanised sheet
- External polyester painting
- Graduated wall bracket with spirit level included
- Adjustable rear swivel feet
- Ready for condensate drain pan
- "NO-SHOCK" vibration dampers supplied
- Wall mounting fixing plugs
- Pre-assembled bracket

## SUPPORT AVEC BARRE GRADUÉE ET COULISSANTE

### CARACTÉRISTIQUES TECHNIQUES

- Tôle galvanisée
- Peinture polyester d'extérieur
- Support gradué avec bulle incluse
- Pieds arrière articulés réglables
- Prêdisposé pour le bassin de collecte des condensats
- Plots anti-vibrations « NO-SHOCK » fournis
- Chevilles de fixation murale
- Étagère pré-assemblée

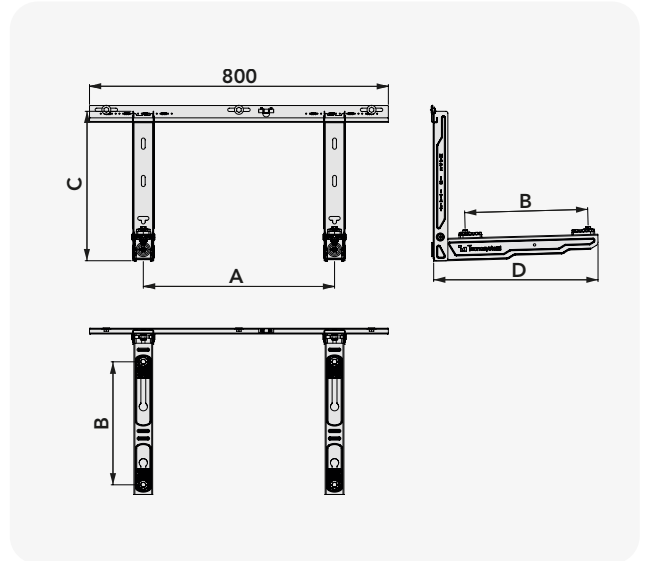
## WANDKONSOLE MIT MESSSTAB UND SCHIEBEBÜGEL

### TECHNISCHE EIGENSCHAFTEN

- Galvanisch verzinktes Blech
- Polyesterbeschichtung für den Außenbereich
- Graduierte Wandkonsole mit Libelle mitgeliefert
- Verstellbare, Gelenkhinterfüße
- Vorbereitet für Kondensatsammelbecken
- Vibrationsdämpfer „NO-SHOCK“ im Lieferumfang enthalten
- Wandbefestigungsdübel
- Vormontierte Konsole




On request in GREY version



PRE-ASSEMBLED

GRADUATED WALL BRACKET



Sliding side hook



Datasheet

| CODE      | DESCRIPTION  | DIMENSIONS [mm] |           |     |     | LOAD CAPACITY [kg] | U.M. | Pieces per box | U.M. Box | U.M. Pallet |
|-----------|--|-----------------|-----------|-----|-----|--------------------|------|----------------|----------|-------------|
|           |  | A               | B         | C   | D   |                    |      |                |          |             |
| SCD500406 | WALL-BRACKET "RAFFAELLO" SR 440 - LOAD CAPACITY 110 kg | 350 ÷ 750       | 180 ÷ 330 | 400 | 440 | 110                | PCS  | 1              | 1        | 168         |
| SCD500407 | WALL-BRACKET "RAFFAELLO" SR 500 - LOAD CAPACITY 130 kg | 350 ÷ 750       | 230 ÷ 390 | 400 | 500 | 110                | PCS  | 1              | 1        | 168         |
| SCD500408 | WALL-BRACKET "RAFFAELLO" SR 560 - LOAD CAPACITY 130 kg | 350 ÷ 750       | 270 ÷ 450 | 400 | 560 | 110                | PCS  | 1              | 1        | 168         |
| SCD500409 | WALL-BRACKET "RAFFAELLO" SR 650 - LOAD CAPACITY 130 kg | 350 ÷ 750       | 340 ÷ 540 | 400 | 650 | 100                | PCS  | 1              | 1        | 168         |



## COUPLING BRACKET WITH GRADUATED AND SLIDING BAR

### TECHNICAL SPECIFICATIONS

- Made of electro-galvanised metal sheet
- External polyester painting
- Graduated wall bracket with spirit level included
- Adjustable rear swivel feet
- Ready for condensate drain pan
- "NO-SHOCK" vibration dampers supplied
- Wall mounting fixing plugs
- Pre-assembled wall bracket

## SUPPORT D'ACCROCHAGE AVEC BARRE GRADUÉE ET COULISSANTE

### CARACTÉRISTIQUES TECHNIQUES

- En tôle électro-galvanisée
- Peinture polyester d'extérieur
- Support gradué avec bulle incluse
- Pieds arrière articulés réglables
- Prêdisposé pour le bassin de collecte des condensats
- Plots anti-vibrations « NO-SHOCK » fournis
- Chevilles de fixation murale
- Support pré-assemblé

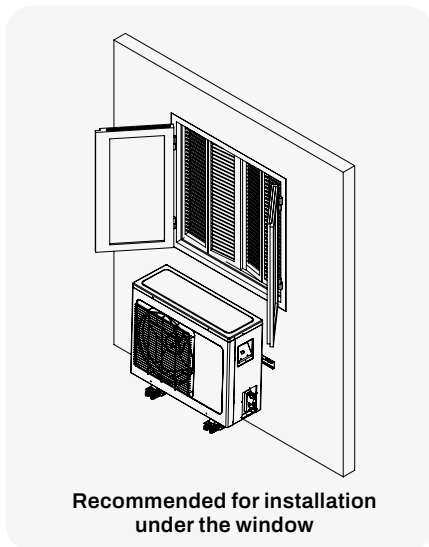
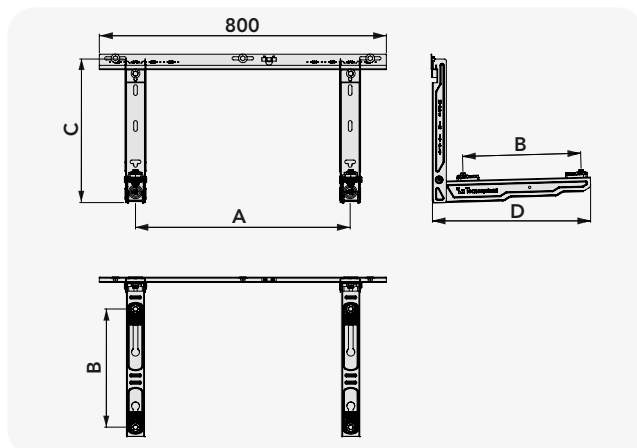
## EINHÄNGEBÜGEL MIT MESSSTAB UND SCHIEBEBÜGEL

### TECHNISCHE EIGENSCHAFTEN

- Aus elektro-galvanisiertem Blech
- Polyesterbeschichtung für den Außenbereich
- Graduierte Wandkonsole mit Libelle mitgeliefert
- Verstellbare, Gelenkhinterfüße
- Vorbereitet für Kondensatsammelbecken
- Vibrationsdämpfer „NO-SHOCK“ im Lieferumfang enthalten
- Wandbefestigungsdübel
- Vormontierte Wandkonsole



On request in GREY version




Recommended for installation under the window

PRE-ASSEMBLED

GRADUATED WALL BRACKET

Virtual Reality



Sliding side hook



| CODE      | DESCRIPTION                            | DIMENSIONS [mm] |           |     |     | LOAD CAPACITY [kg] | U.M. | Pieces per box | U.M. Box |
|-----------|--|-----------------|-----------|-----|-----|--------------------|------|----------------|----------|
|           |  | A               | B         | C   | D   |                    |      |                |          |
| SCD500398 | WALL BRACKET "DONATELLO" - 440L        | 350 ÷ 750       | 180 ÷ 330 | 400 | 440 | 110                | PCS  | 1              | 1        |
| SCD500400 | WALL BRACKET "DONATELLO" - 500L        | 350 ÷ 750       | 230 ÷ 390 | 400 | 500 | 110                | PCS  | 1              | 1        |
| SCD500402 | WALL BRACKET "DONATELLO" - 560L        | 350 ÷ 750       | 270 ÷ 450 | 400 | 560 | 110                | PCS  | 1              | 1        |
| SCD500404 | WALL BRACKET "DONATELLO" - 650L        | 350 ÷ 750       | 340 ÷ 540 | 400 | 650 | 100                | PCS  | 1              | 1        |
| SCD500399 | WALL BRACKET "DONATELLO" - 440L - GREY | 350 ÷ 750       | 180 ÷ 330 | 400 | 440 | 110                | PCS  | 1              | 1        |
| SCD500401 | WALL BRACKET "DONATELLO" - 500L - GREY | 350 ÷ 750       | 230 ÷ 390 | 400 | 500 | 110                | PCS  | 1              | 1        |
| SCD500403 | WALL BRACKET "DONATELLO" - 560L - GREY | 350 ÷ 750       | 270 ÷ 450 | 400 | 560 | 110                | PCS  | 1              | 1        |
| SCD500405 | WALL BRACKET "DONATELLO" - 650L - GREY | 350 ÷ 750       | 340 ÷ 540 | 400 | 650 | 100                | PCS  | 1              | 1        |

Datasheet Ivory



Datasheet Grey





## WALL BRACKET WITH GRADUATED BAR

### TECHNICAL SPECIFICATIONS

- Made of electro-galvanised metal sheet
- Pre-assembled wall bracket
- Includes spirit level
- Adjustable rear swivel feet
- External polyester painting
- Ready for condensate drain pan
- "NO-SHOCK" sliding vibration dampers supplied
- Fixing plugs

## SUPPORT AVEC BARRE GRADUÉE

### CARACTÉRISTIQUES TECHNIQUES

- En tôle électro-galvanisée
- Support pré-assemblé
- Livré avec une bulle
- Pieds arrière articulés réglables
- Peinture polyester d'extérieur
- Prêdisposé pour le bassin de collecte des condensats
- Plots anti-vibrations coulissants « NO-SHOCK » fournis
- Chevilles de fixation

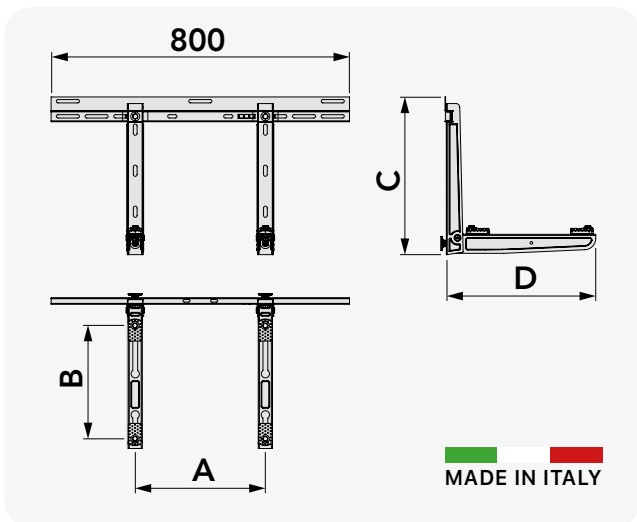
## WANDKONSOLE MIT ABGESTUFTEM STAB

### TECHNISCHE EIGENSCHAFTEN

- Aus elektro-galvanisiertem Blech
- Vormontierte Wandkonsole
- Libelle mitgeliefert
- Verstellbare, Gelenkhinterfüße
- Polyesterbeschichtung für den Außenbereich
- Vorbereitet für Kondensatsammelbecken
- "NO-SHOCK" gleitende Schwingungsdämpfer im Lieferumfang enthalten
- Befestigungsdübel



On request in GREY version



PRE-ASSEMBLED

GRADUATED WALL BRACKET



| DIMENSIONS [mm] |           |     |     |
|-----------------|-----------|-----|-----|
| A               | B         | C   | D   |
| 350 ÷ 750       | 150 ÷ 310 | 420 | 400 |
| 350 ÷ 750       | 150 ÷ 310 | 420 | 400 |
| 350 ÷ 750       | 180 ÷ 380 | 420 | 465 |
| 350 ÷ 750       | 180 ÷ 380 | 420 | 465 |
| 350 ÷ 750       | 150 ÷ 310 | 420 | 400 |
| 350 ÷ 750       | 150 ÷ 310 | 420 | 400 |
| 350 ÷ 750       | 180 ÷ 380 | 420 | 465 |
| 350 ÷ 750       | 180 ÷ 380 | 420 | 465 |

| CODE      | DESCRIPTION  | LOAD CAPACITY [kg] | U.M. | Pieces per box | U.M. Box | U.M. Pallet |
|-----------|--|--------------------|------|----------------|----------|-------------|
| SCD500357 | WALL BRACKET "GIOTTO SG" -120 EVO  | 120                | PCS  | 1              | 1        | 168         |
| SCD500358 | WALL BRACKET "GIOTTO SG" - 120 EVO WITH SS NUTS & BOLTS                                  | 120                | PCS  | 1              | 1        | 168         |
| SCD500361 | WALL BRACKET "GIOTTO SG" - 160 EVO SG 160  | 160                | PCS  | 1              | 1        | 168         |
| SCD500362 | WALL BRACKET "GIOTTO SG" - 160 EVO WITH SS NUTS & BOLTS                                  | 160                | PCS  | 1              | 1        | 168         |
| SCD500431 | WALL-BRACKET "GIOTTO EVO SG GREY" L.400 - 120kg  | 120                | PCS  | 1              | 1        | 168         |
| SCD500432 | WALL-BRACKET "GIOTTO EVO SG GREY" WITH S/S FASTENER L.400 - 120kg                        | 120                | PCS  | 1              | 1        | 168         |
| SCD500434 | WALL-BRACKET "GIOTTO EVO SG GREY" WITH S/S FASTENER L.465 - 160kg                        | 160                | PCS  | 1              | 1        | 168         |
| SCD500363 | WALL BRACKET "GIOTTO SG" - 160 EVO SG 160 - ANTHRACITE GREY (RAL 7016 MATT)              | 160                | PCS  | 1              | 1        | 168         |
| SCD500341 | ANTI-VIBRATION KIT FOR WALLBAR - SUITABLE FOR WALL-BRACKET GIOTTO/ LEONARDO/MICHELANGELO |                    | KIT  | 1              | 1        | -           |



# CLASSIC - TSMC



MADE IN ITALY

## WALL BRACKET

### TECHNICAL SPECIFICATIONS

- Made of electro-galvanised metal sheet
- Outdoor polyester coating in ivory
- Ready for condensate drain pan
- "NO-SHOCK" sliding vibration dampers supplied
- Fixing plugs
- Hex key and spirit level supplied
- Adjustable rear swivel feet

## SUPPORT

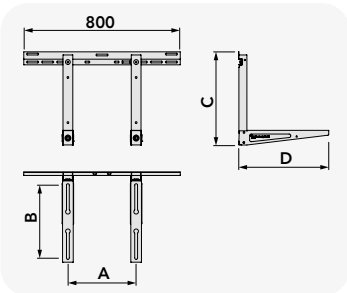
### CARACTÉRISTIQUES TECHNIQUES

- En tôle électro-galvanisée
- Peinture polyester d'extérieur couleur ivoire
- Prêdisposé pour le bassin de collecte des condensats
- Plots anti-vibrations coulissants « NO-SHOCK » fournis
- Chevilles de fixation
- Clé hexagonale et bulle fournies
- Pieds arrière articulés réglables

## HALTERUNG

### TECHNISCHE EIGENSCHAFTEN

- Aus elektro-galvanisiertem Blech
- Polyesterbeschichtung für den Außenbereich Elfenbeinfarbe
- Vorbereitet für Kondensatsammelbecken
- "NO-SHOCK" gleitende Schwingungsdämpfer im Lieferumfang enthalten
- Befestigungsdübel
- Sechskantschlüssel und Libelle im Lieferumfang enthalten
- Verstellbare, Gelenkhinterfüße



## GRADUATED WALL BRACKET



| CODE      | DESCRIPTION   | DIMENSIONS [mm] |           |     |     | LOAD CAPACITY [kg] | U.M. | Pieces per box | U.M. Box | U.M. Pallet |
|-----------|---|-----------------|-----------|-----|-----|--------------------|------|----------------|----------|-------------|
|           |   | A               | B         | C   | D   |                    |      |                |          |             |
| SCD500376 | WALL BRACKET "CLASSIC - TSMC"-160 EVO                 | 350 ÷ 750       | 140 ÷ 370 | 480 | 460 | 160                | PCS  | 1              | 1        | 110         |
| SCD500377 | WALL BRACKET "CLASSIC - TSMC"-180 EVO                 | 350 ÷ 750       | 240 ÷ 420 | 480 | 510 | 180                | PCS  | 1              | 1        | 110         |
| SCD500378 | WALL BRACKET "CLASSIC - TSMC 180 WITH STAINLESS SCREW | 350 ÷ 750       | 240 ÷ 420 | 480 | 510 | 180                | PCS  | 1              | 1        | 110         |
| SCD500379 | WALL BRACKET "CLASSIC - TSMC"-210 EVO                 | 350 ÷ 750       | 240 ÷ 500 | 480 | 600 | 210                | PCS  | 1              | 1        | 110         |

# STANDARD - TSM



MADE IN ITALY

## WALL BRACKET WITH TELESCOPIC BAR

### TECHNICAL SPECIFICATIONS

- Made of electro-galvanised metal sheet
- Outdoor polyester coating in ivory
- Ready for condensate drain pan
- "NO-SHOCK" sliding vibration dampers supplied
- Adjustable rear swivel feet
- Fixing plugs
- Telescopic bar

## SUPPORT AVEC BARRE TÉLESCOPIQUE

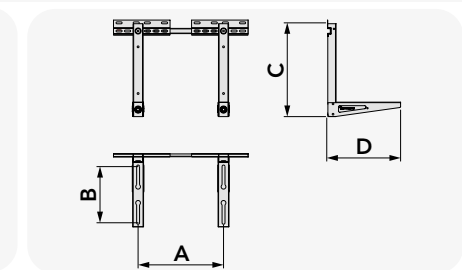
### CARACTÉRISTIQUES TECHNIQUES

- En tôle électro-galvanisée
- Peinture polyester d'extérieur couleur ivoire
- Prêdisposé pour le bassin de collecte des condensats
- Plots anti-vibrations coulissants « NO-SHOCK » fournis
- Pieds arrière articulés réglables
- Chevilles de fixation
- Barre télescopique

## WANDKONSOLE MIT TELESKOP STANGE

### TECHNISCHE EIGENSCHAFTEN

- Aus elektro-galvanisiertem Blech
- Polyesterbeschichtung für den Außenbereich Elfenbeinfarbe
- Vorbereitet für Kondensatsammelbecken
- "NO-SHOCK" gleitende Schwingungsdämpfer im Lieferumfang enthalten
- Verstellbare, Gelenkhinterfüße
- Befestigungsdübel
- Teleskopstange



| CODE      | DESCRIPTION  | DIMENSIONS [mm] |           |     |     | LOAD CAPACITY [kg] | U.M. | Pieces per box | U.M. Box | U.M. Pallet |
|-----------|--|-----------------|-----------|-----|-----|--------------------|------|----------------|----------|-------------|
|           |  | A               | B         | C   | D   |                    |      |                |          |             |
| SCD500374 | TELESCOPING WALL BRACKET MOD. "STANDARD - TSM" 160 EVO | 400 ÷ 760       | 140 ÷ 370 | 480 | 460 | 160                | PCS  | 1              | 1        | 110         |
| SCD500375 | TELESCOPING WALL BRACKET MOD. "STANDARD - TSM" 180 EVO | 400 ÷ 760       | 240 ÷ 420 | 480 | 510 | 180                | PCS  | 1              | 1        | 110         |

## BRACKET

### TECHNICAL SPECIFICATIONS

- Made of electro-galvanised metal sheet
- Outdoor polyester coating in ivory
- Ready for condensate drain pan
- "NO-SHOCK" sliding vibration dampers supplied
- Fixing plugs

## SUPPORT

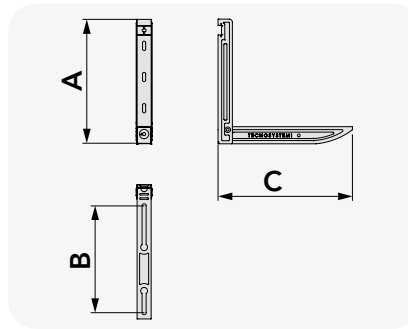
### CARACTÉRISTIQUES TECHNIQUES

- En tôle électro-galvanisée
- Peinture polyester d'extérieur couleur ivoire
- Prédéposé pour le bassin de collecte des condensats
- Plots anti-vibrations coulissants « NO-SHOCK » fournis
- Chevilles de fixation

## REGAL

### TECHNISCHE EIGENSCHAFTEN

- Aus elektro-galvanisiertem Blech
- Polyesterbeschichtung für den Außenbereich Elfenbeinfarbe
- Vorbereitet für Kondensatsammelbecken
- "NO-SHOCK" gleitende Schwingungsdämpfer im Lieferumfang enthalten
- Befestigungsdübel



| CODE      | DESCRIPTION                   | DIMENSIONS [mm] |           |     |     | LOAD CAPACITY [kg] | U.M. | Pieces per box | U.M. Box | U.M. Pallet |
|-----------|-------------------------------|-----------------|-----------|-----|-----|--------------------|------|----------------|----------|-------------|
|           |                               | A               | B         | C   | D   |                    |      |                |          |             |
| SCD500380 | BRACKET "GALILEO MGL" 100     | 400             | 180 - 340 | 430 | 100 | 100                | PCS  | 1              | 1        | 168         |
| SCD500388 | BRACKET "GALILEO MGL" 140     | 400             | 180 - 385 | 475 | 140 | 140                | PCS  | 1              | 1        | 168         |
| SCD500394 | BRACKET "GALILEO MGL" 100 XXL | 400             | 240 - 465 | 625 | 75  | 75                 | PCS  | 1              | 1        | 168         |

# GALILEO MGL ECO

## BRACKET

### TECHNICAL SPECIFICATIONS

- Made of electro-galvanised metal sheet
- Outdoor polyester coating in ivory
- Ready for condensate drain pan
- Vibration dampers supplied
- Fixing plugs

## SUPPORT

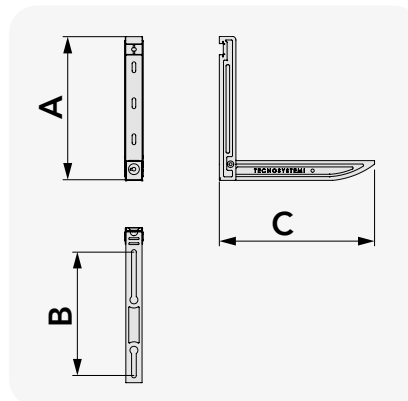
### CARACTÉRISTIQUES TECHNIQUES

- En tôle électro-galvanisée
- Peinture polyester d'extérieur couleur ivoire
- Prédéposé pour le bassin de collecte des condensats
- Plots anti-vibrations fournis
- Chevilles de fixation

## REGAL

### TECHNISCHE EIGENSCHAFTEN

- Aus elektro-galvanisiertem Blech
- Polyesterbeschichtung für den Außenbereich Elfenbeinfarbe
- Vorbereitet für Kondensatsammelbecken
- Schwingungsdämpfer werden mitgeliefert
- Befestigungsdübel



| CODE      | DESCRIPTION                       | DIMENSIONS [mm] |           |     | LOAD CAPACITY [kg] | U.M. | Pieces per box | U.M. Box | U.M. Pallet |
|-----------|-----------------------------------|-----------------|-----------|-----|--------------------|------|----------------|----------|-------------|
|           |                                   | A               | B         | C   |                    |      |                |          |             |
| SCD500382 | BRACKET "GALILEO MGL" 100 - ECO   | 400             | 180 - 340 | 430 | 100                | PCS  | 1              | 1        | 168         |
| SCD500389 | BRACKET "GALILEO MGL" 140 - ECO   | 400             | 180 - 385 | 475 | 140                | PCS  | 1              | 1        | 168         |
| SCD500395 | BRACKET "GALILEO MGL" 100 XXL ECO | 400             | 240 - 465 | 625 | 75                 | PCS  | 1              | 1        | 168         |

# GALILEO MGL START



MADE IN ITALY

## BRACKET

### TECHNICAL SPECIFICATIONS

- Made of electro-galvanised metal sheet
- Outdoor polyester coating in ivory
- Ready for condensate drain pan
- Fixing plugs

## SUPPORT

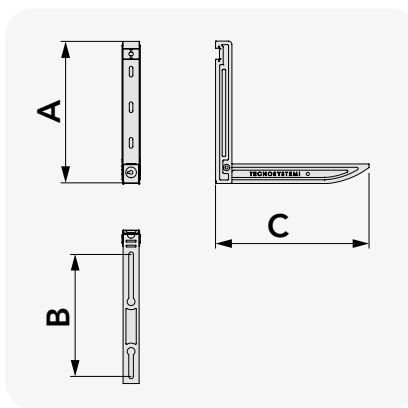
### CARACTÉRISTIQUES TECHNIQUES

- En tôle électro-galvanisée
- Peinture polyester d'extérieur couleur ivoire
- Prêdisposé pour le bassin de collecte des condensats
- Chevilles de fixation

## REGAL

### TECHNISCHE EIGENSCHAFTEN

- Aus elektro-galvanisiertem Blech
- Polyesterbeschichtung für den Außenbereich Elfenbeinfarbe
- Vorbereitet für Kondensatsammelbecken
- Befestigungsdübel



**PRE-ASSEMBLED**



| CODE      | DESCRIPTION                                    | DIMENSIONS [mm] |           |     | LOAD CAPACITY [kg] | U.M. | Pieces per box | U.M. Box | U.M. Pallet |
|-----------|--|-----------------|-----------|-----|--------------------|------|----------------|----------|-------------|
|           |  | A               | B         | C   |                    |      |                |          |             |
| SCD500383 | BRACKET "GALILEO MGL" 100 - START (no dampers) | 400             | 180 - 340 | 430 | 100                | PCS  | 1              | 1        | 168         |
| SCD500390 | BRACKET "GALILEO MGL" 140 - START (no dampers) | 400             | 180 - 385 | 475 | 140                | PCS  | 1              | 1        | 168         |

# GIOTTO MG



MADE IN ITALY

## BRACKET

### TECHNICAL SPECIFICATIONS

- Made of electro-galvanised metal sheet
- Outdoor polyester coating in ivory
- Ready for condensate drain pan
- "NO-SHOCK" sliding vibration dampers supplied
- Fixing plugs
- Pre-assembled bracket

## SUPPORT

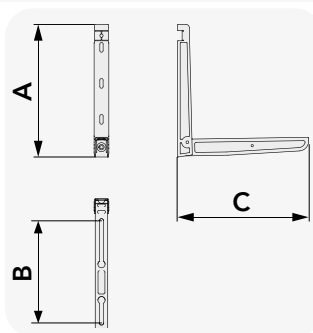
### CARACTÉRISTIQUES TECHNIQUES

- En tôle électro-galvanisée
- Peinture polyester d'extérieur couleur ivoire
- Prêdisposé pour le bassin de collecte des condensats
- Plots anti-vibrations coulissants « NO-SHOCK » fournis
- Chevilles de fixation
- Étagère pré-assemblée

## REGAL

### TECHNISCHE EIGENSCHAFTEN

- Aus elektro-galvanisiertem Blech
- Polyesterbeschichtung für den Außenbereich Elfenbeinfarbe
- Vorbereitet für Kondensatsammelbecken
- "NO-SHOCK" gleitende Schwingungsdämpfer im Lieferumfang enthalten
- Befestigungsdübel
- Vormontierte Konsole



**PRE-ASSEMBLED**



| CODE      | DESCRIPTION                              | DIMENSIONS [mm] |           |     | LOAD CAPACITY [kg] | U.M. | Pieces per box | U.M. Box | U.M. Pallet |
|-----------|--|-----------------|-----------|-----|--------------------|------|----------------|----------|-------------|
|           |  | A               | B         | C   |                    |      |                |          |             |
| SCD500356 | BRACKET "GIOTTO MG" - 120                | 400             | 150 ÷ 310 | 400 | 120                | PCS  | 1              | 1        | 168         |
| SCD500359 | BRACKET "GIOTTO MG" - 160                | 400             | 180 ÷ 380 | 465 | 160                | PCS  | 1              | 1        | 168         |
| SCD500435 | BRACKET "GIOTTO MG" L.400 - 120kg - GREY | 400             | 150 ÷ 310 | 400 | 120                | PCS  | 1              | 1        | 168         |
| SCD500360 | BRACKET "GIOTTO MG" - 160 - GREY         | 400             | 180 ÷ 380 | 465 | 160                | PCS  | 1              | 1        | 168         |

## BRACKET

### TECHNICAL SPECIFICATIONS

- Made of electro-galvanised metal sheet
- Outdoor polyester coating in ivory
- Ready for condensate drain pan
- "NO-SHOCK" vibration dampers supplied
- Horizontal bottom slot to facilitate wall centring
- Wall mounting fixing plugs
- Pre-assembled bracket

## SUPPORT

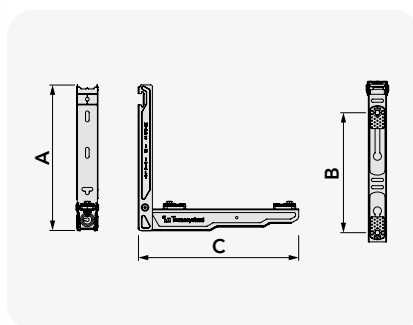
### CARACTÉRISTIQUES TECHNIQUES

- En tôle électro-galvanisée
- Peinture polyester d'extérieur couleur ivoire
- Prêdisposé pour le bassin de collecte des condensats
- Plots anti-vibrations « NO-SHOCK » fournis
- Fente inférieure horizontale pour un centrage facile au mur
- Chevilles de fixation murale
- Étagère pré-assemblée

## REGAL

### TECHNISCHE EIGENSCHAFTEN

- Aus elektro-galvanisiertem Blech
- Polyesterbeschichtung für den Außenbereich Elfenbeinfarbe
- Vorbereitet für Kondensatsammelbecken
- Vibrationsdämpfer „NO-SHOCK“ im Lieferumfang enthalten
- Horizontaler unterer Schlitz für einfache Wandzentrierung
- Wandbefestigungsdübel
- Vormontierte Konsole



Virtual reality



Datasheet



| CODE      | DESCRIPTION               | DIMENSIONS [mm] |           |     | LOAD CAPACITY [kg] | U.M. | Pieces per box | U.M. Box | U.M. Pallet |
|-----------|---------------------------|-----------------|-----------|-----|--------------------|------|----------------|----------|-------------|
|           |                           | A               | B         | C   |                    |      |                |          |             |
| SCD500366 | BRACKET "LEONARDO" - 440L | 400             | 180 ÷ 330 | 440 | 110                | PCS  | 1              | 1        | 168         |
| SCD500368 | BRACKET "LEONARDO" - 500L | 400             | 230 ÷ 390 | 500 | 110                | PCS  | 1              | 1        | 168         |
| SCD500370 | BRACKET "LEONARDO" - 560L | 400             | 270 ÷ 450 | 560 | 110                | PCS  | 1              | 1        | 168         |
| SCD500372 | BRACKET "LEONARDO" - 650L | 400             | 340 ÷ 540 | 650 | 100                | PCS  | 1              | 1        | 120         |

# WALL BAR L. 1000

## FOR BRACKETS KEPLER - GIOTTO - LEONARDO - CLASSIC AND SHELVES GIOTTO - LEONARDO

### TECHNICAL SPECIFICATIONS

- Made of electro-galvanised metal sheet
- External polyester painting
- Compatible with all brackets series: "Kepler", "Giotto", "Leonardo", "Classic" and all shelves series "Giotto" and "Leonardo"

## POUR ÉTRIERS KEPLERO - GIOTTO - LEONARDO - CLASSIC ET ÉTAGÈRES GIOTTO - LEONARDO

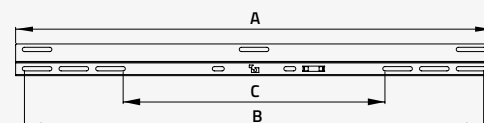
### CARACTÉRISTIQUES TECHNIQUES

- En tôle électro-galvanisée
- Peinture polyester d'extérieur
- Compatible avec tous les supports de la série : "Keplero", "Giotto", "Leonardo", "Classic" et toutes les étagères de la série "Giotto" et "Leonardo"

## FÜR HALTERUNGEN KEPLERO - GIOTTO - LEONARDO - CLASSIC UND KONSOLEN GIOTTO - LEONARDO

### TECHNISCHE EIGENSCHAFTEN

- Aus elektro-galvanisiertem Blech
- Polyesterbeschichtung für den Außenbereich
- Kompatibel mit allen Halterungen der Serien "Kepler", "Giotto", "Leonardo", "Classic" und allen Konsolen der Serien "Giotto" und "Leonardo"



| CODE      | DESCRIPTION  | DIMENSIONS [mm] |     |     | U.M. | Pieces per box | U.M. Box | Datasheet |
|-----------|--|-----------------|-----|-----|------|----------------|----------|-----------|
|           |  | A               | B   | C   |      |                |          |           |
| SCD500161 | WALL BAR 1000L FOR GALILEO - GIOTTO - LEONARDO BRACKET | 1000            | 960 | 550 | PCS  | 1              | 1        |           |

## BRACKET

### TECHNICAL SPECIFICATIONS

- Made of electro-galvanised metal sheet
- Outdoor polyester coating in ivory
- "NO-SHOCK" vibration dampers supplied
- Guarantees installation of outdoor units 300 mm from the wall

## SUPPORT

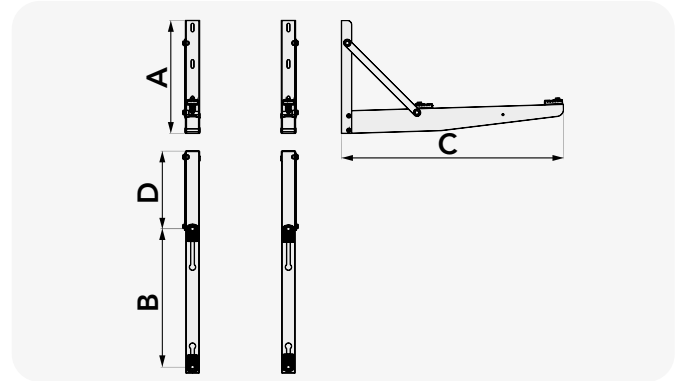

### CARACTÉRISTIQUES TECHNIQUES

- En tôle électro-galvanisée
- Peinture polyester d'extérieur couleur ivoire
- Plots anti-vibrations « NO-SHOCK » fournis
- Garantit des installations d'unités externes à 300 mm du mur

## REGAL

### TECHNISCHE EIGENSCHAFTEN

- Aus elektro-galvanisiertem Blech
- Polyesterbeschichtung für den Außenbereich Elfenbeinfarbe
- Vibrationsdämpfer „NO-SHOCK“ im Lieferumfang enthalten
- Gewährleistet Installationen von Außengeräten in einem Abstand von 300 mm zur Wand



| CODE      | DESCRIPTION                                    | DIMENSIONS [mm] |           |     | LOAD CAPACITY [kg] | U.M. | Pieces per box | U.M. Box |
|-----------|--|-----------------|-----------|-----|--------------------|------|----------------|----------|
|           |  | A               | B         | C   |                    |      |                |          |
| SCD500210 | BRACKET "LEONIDA" 785x2 (LOAD CAPACITY 150 kg) | 400             | 300 ÷ 490 | 785 | 275 ÷ 400          | PCS  | 1              | 1        |
| SCD500211 | BRACKET "LEONIDA" 785x3 (LOAD CAPACITY 185 kg) | 400             | 300 ÷ 490 | 785 | 275 ÷ 400          | PCS  | 1              | 1        |

Datasheet



# INDUSTRIAL TSE

## BRACKET

### TECHNICAL SPECIFICATIONS

- Made of electro-galvanised metal sheet
- Outdoor polyester coating in ivory
- Fixing plugs and vibration dampers not included
- Suitable for mounting VRF - VRF - air treatment units - refrigerator units - hot air generators

## SUPPORT

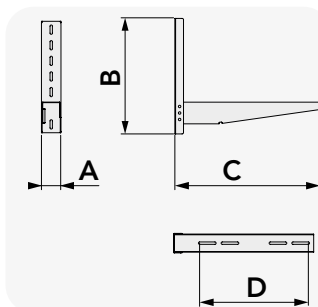
### CARACTÉRISTIQUES TECHNIQUES

- En tôle électro-galvanisée
- Peinture polyester d'extérieur couleur ivoire
- Chevilles de fixation et anti-vibrations non incluses
- Convient pour le montage d'unités VRF - VRF - unités de traitement d'air - unités de réfrigération - générateurs d'air chaud

## REGAL

### TECHNISCHE EIGENSCHAFTEN

- Aus elektro-galvanisiertem Blech
- Polyesterbeschichtung für den Außenbereich Elfenbeinfarbe
- Befestigungs- und schwingungsdämpfende Dübel nicht im Lieferumfang enthalten
- Geeignet für die Montage von VRF - VRF - Lüftungsgeräten - Kühlgeräten - Warmluftzeugern



PRE-ASSEMBLED

For industry condensate drain pan see page 174-175

| CODE      | DESCRIPTION                  | DIMENSIONS [mm] |     |      |      | LOAD CAPACITY [kg] | U.M. | Pieces per box | U.M. Box |
|-----------|------------------------------|-----------------|-----|------|------|--------------------|------|----------------|----------|
|           |                              | A               | B   | C    | D    |                    |      |                |          |
| SCD500008 | INDUSTRIAL BRACKET "TSE 400" | 140             | 800 | 1006 | 780  | 400                | PCS  | 1              | 1        |
| SCD500009 | INDUSTRIAL BRACKET "TSE 450" | 140             | 800 | 1205 | 940  | 450                | PCS  | 1              | 1        |
| SCD500022 | INDUSTRIAL BRACKET "TSE 500" | 140             | 850 | 1405 | 1180 | 500                | PCS  | 1              | 1        |
| SCD500023 | INDUSTRIAL BRACKET "TSE 550" | 140             | 850 | 1605 | 1380 | 550                | PCS  | 1              | 1        |

Datasheet



# STANDARD TSE



MADE IN ITALY

## BRACKET

### TECHNICAL SPECIFICATIONS

- Made of electro-galvanised metal sheet
- External polyester painting
- Ready for condensate drain pan
- "NO-SHOCK" sliding vibration dampers supplied
- Fixing plugs

## SUPPORT

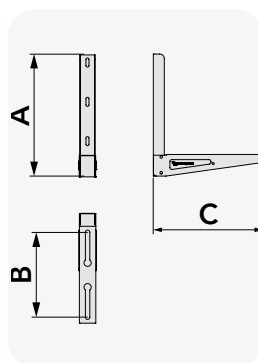
### CARACTÉRISTIQUES TECHNIQUES

- En tôle électro-galvanisée
- Peinture polyester d'extérieur
- Prêdisposé pour le bassin de collecte des condensats
- Plots anti-vibrations coulissants « NO-SHOCK » fournis
- Chevilles de fixation

## REGAL

### TECHNISCHE EIGENSCHAFTEN

- Aus elektro-galvanisiertem Blech
- Polyesterbeschichtung für den Außenbereich
- Vorbereitet für Kondensatsammelbecken
- "NO-SHOCK" gleitende Schwingungsdämpfer im Lieferumfang enthalten
- Befestigungsdübel



**PRE-ASSEMBLED**

For our range of antivibration see page 197-198



| CODE       | DESCRIPTION                | DIMENSIONS [mm] |           |     | FIXING PLUGS | LOAD CAPACITY [kg] | U.M. | Pieces per box | U.M. Box |
|------------|----------------------------|-----------------|-----------|-----|--------------|--------------------|------|----------------|----------|
|            |                            | A               | B         | C   |              |                    |      |                |          |
| 11100031   | STANDARD BRACKET TSE-140   | 400             | 120 ÷ 280 | 360 | INCLUDED     | 140                | PCS  | 1              | 1        |
| 11100025   | STANDARD BRACKET TSE-250   | 750             | 190 ÷ 490 | 600 | NOT INCLUDED | 250                | PCS  | 1              | 1        |
| 11100026   | STANDARD BRACKET TSE-300   | 750             | 300 ÷ 550 | 680 | NOT INCLUDED | 300                | PCS  | 1              | 1        |
| 11100027   | STANDARD BRACKET TSE-350   | 750             | 300 ÷ 630 | 750 | NOT INCLUDED | 350                | PCS  | 1              | 1        |
| SCD500440* | STANDARD BRACKET TSE-160   | 400             | 140 ÷ 370 | 460 | INCLUDED     | 160                | PCS  | 1              | 1        |
| SCD500441* | STANDARD BRACKET TSE-180   | 400             | 240 ÷ 420 | 510 | INCLUDED     | 180                | PCS  | 1              | 1        |
| SCD500442* | "STANDARD" BRACKET TSE-210 | 440             | 240 ÷ 500 | 600 | INCLUDED     | 210                | PCS  | 1              | 1        |

# KEPLERO SKP 120 A



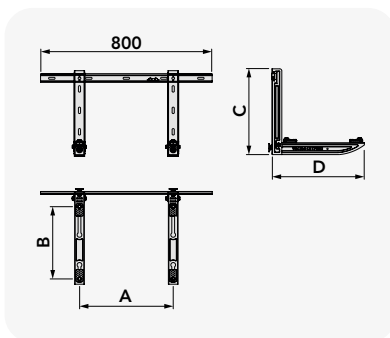
MADE IN ITALY



## STAINLESS STEEL WALL BRACKET

## SUPPORT EN ACIER INOXYDABLE KEPLERO SKP 120 A

## EDELSTAHLKONSOLE



"No-shock" sliding vibration dampers supplied

Metal sheet + AISI 316 stainless steel bolts



| CODE      | DESCRIPTION                     | DIMENSIONS [mm] |           |     |     | LOAD CAPACITY [kg] | U.M. | Pieces per box | U.M. Box |
|-----------|---------------------------------|-----------------|-----------|-----|-----|--------------------|------|----------------|----------|
|           |                                 | A               | B         | C   | D   |                    |      |                |          |
| SCD500365 | WALL BRACKET SKP 120A "KEPLERO" | 350 ÷ 750       | 180 - 340 | 400 | 430 | 100                | PCS  | 1              | 1        |

# GALILEO SGL 120 A



MADE IN ITALY



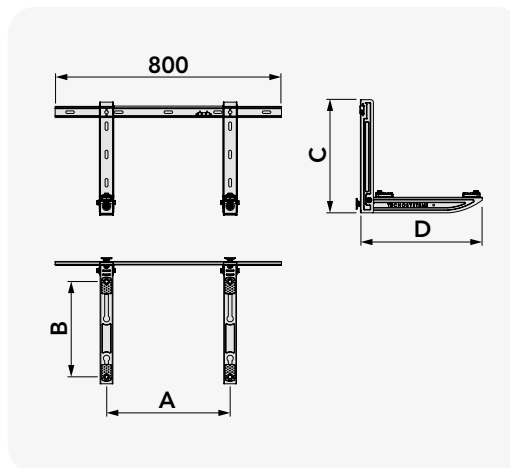
STAINLESS STEEL WALL BRACKET

SUPPORT EN ACIER INOXYDABLE KEPLERO SKP 120 A

EDELSTAHLKONSOLE

"No-shock" sliding vibration dampers supplied

Metal sheet + AISI 316 stainless steel bolts



Datasheet



| CODE      | DESCRIPTION                           | DIMENSIONS [mm] |           |     |     | LOAD CAPACITY [kg] | U.M. | Pieces per box | U.M. Box |
|-----------|---------------------------------------|-----------------|-----------|-----|-----|--------------------|------|----------------|----------|
|           |                                       | A               | B         | C   | D   |                    |      |                |          |
| SCD500384 | WALL BRACKETS SGL100 A "GALILEO" INOX | 440 ÷ 750       | 180 - 340 | 400 | 430 | 100                | PCS  | 1              | 1        |

# GALILEO MGL 120 A



MADE IN ITALY



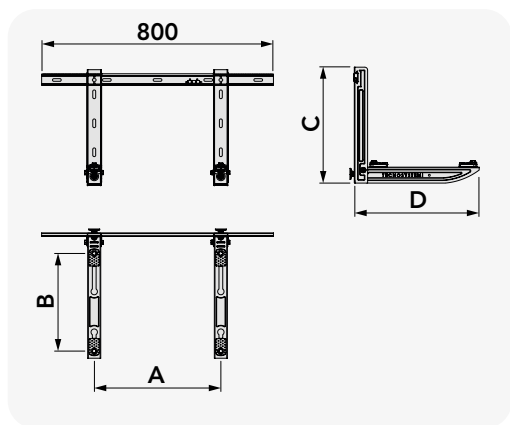
STAINLESS STEEL BRACKET

SUPPORT EN ACIER INOXYDABLE

EDELSTAHLREGAL

"No-shock" sliding vibration dampers supplied

Metal sheet + AISI 316 stainless steel bolts




Datasheet



| CODE      | DESCRIPTION                      | DIMENSIONS [mm] |           |     | LOAD CAPACITY [kg] | U.M. | Pieces per box | U.M. Box |
|-----------|----------------------------------|-----------------|-----------|-----|--------------------|------|----------------|----------|
|           |                                  | A               | B         | C   |                    |      |                |          |
| SCD500381 | BRACKETS MGL100 A "GALILEO" INOX | 400             | 180 - 340 | 430 | 100                | PCS  | 1              | 1        |

**Without Spirit**



**With Spirit**



# SPIRiT

## NO MORE RUST FROM NOW ON

The "SPIRiT" bracket is an ideal product for applications in coastal areas with a high salinity level. It is distinguished for its innovative design and its practical attachment system designed to facilitate installation and to optimise warehouse storage. The "SPIRiT" shelf is made of "PA6" plastic, shockproof and UV-proof material and is designed to withstand loads of up to 100 kg.



ACCELERATED  
AGEING TEST

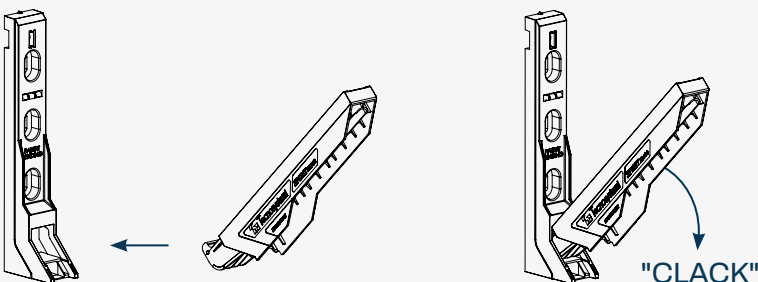


POLYAMIDE  
PA6

PA6 is a plastic material, in particular a polyamide with the following characteristics: excellent mechanical characteristics and superior wear resistance.

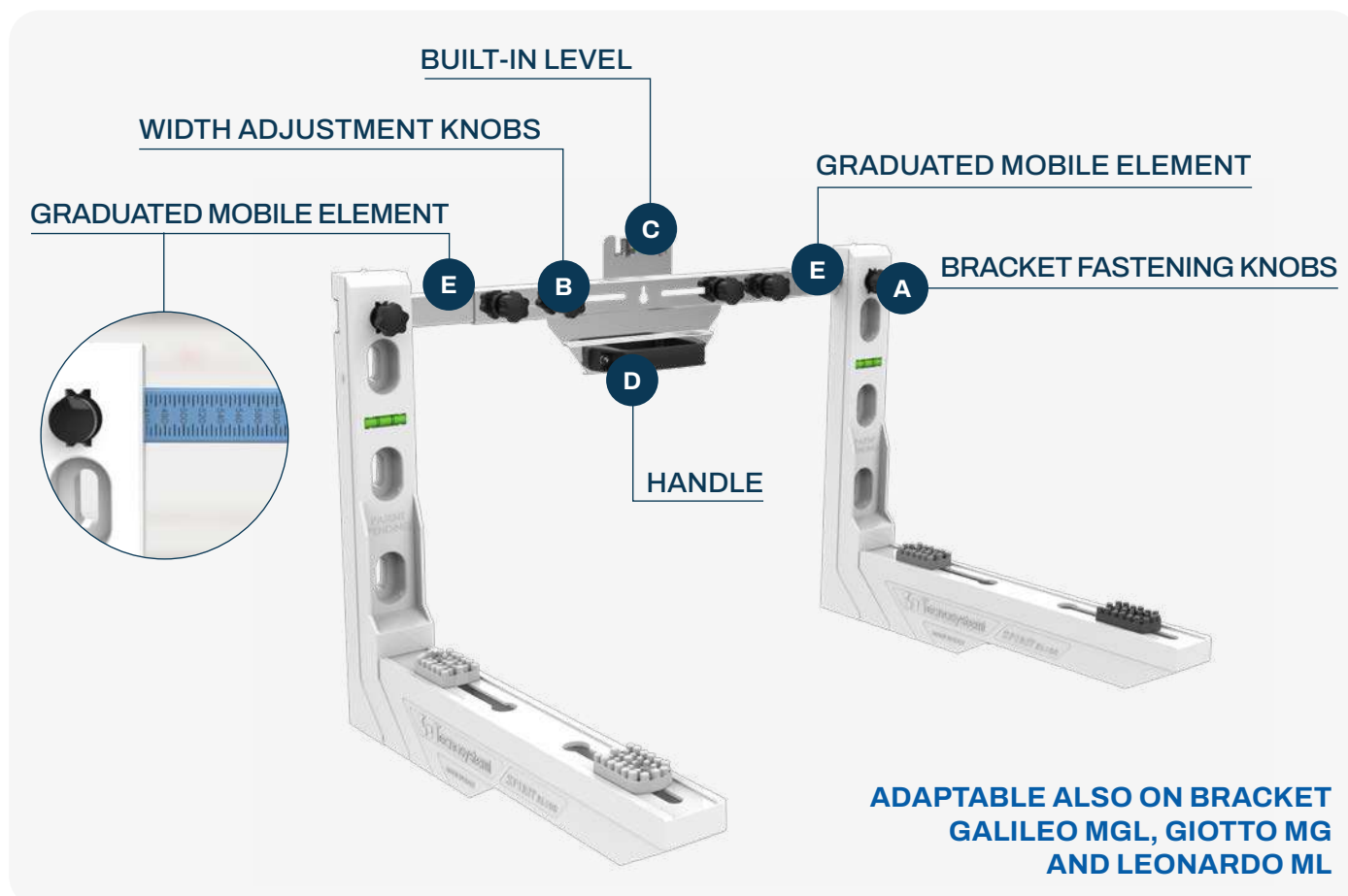
PA6 has good resistance to mechanical stress even at low temperatures.

### Innovative attachment system





Spirit stands out for its innovative design and its practical attachment system designed to facilitate installation and to optimise warehouse storage.

## REUSABLE TELESCOPIC ADJUSTMENT BAR FOR ASSEMBLY FOR SPIRIT XL100 - XS100 SHELF



### Using the reusable telescopic bar, wall installations become a simple task

1. Fix via the knobs **A** the brackets to the telescopic bars **E**.
2. Adjust the desired width via the telescopic bars **E** and close using the adjustment knobs **B**.
3. Grip the handle **D**, place the bracket with the telescopic bar installed on the wall, level **C** and with a pencil mark the drilling point within the slots
4. After making the holes and having inserted the plugs, reposition everything on the wall using the handle **D**, insert the fastening screws and, before final closure, level **C**.
5. At the end of the operation unscrew and remove the knobs **A**, slightly loosen the adjustment knobs **B**, slide the 2 telescopic bars **E** towards the inside and again via the practical handle remove the telescopic adjustment bar



# SPIRIT XL100 - XS100



MADE IN ITALY

## BRACKET

### TECHNICAL SPECIFICATIONS

- Made of PA6
- Anti-vibration sliding "NO-SHOCK" and bubble supplied (in the PLUS version)
- Fixing plugs
- Ready for fastening "Blue River" condensate drain pan

## SUPPORT

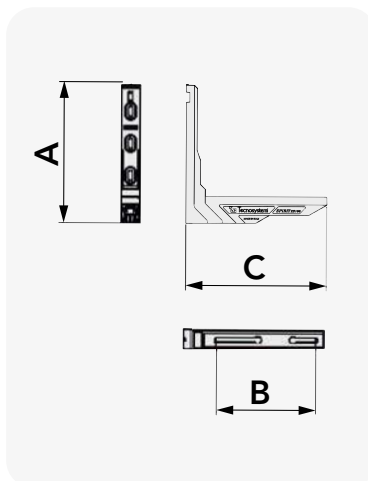
### CARACTÉRISTIQUES TECHNIQUES

- Fabriqué à partir de PA6
- Antivibratoires coulissants "NO-SHOCK" et bulle fournis (version PLUS)
- Chevilles de fixation
- Prédéposé pour la réparation du bassin collecteur de condensats "Blue River"

## REGAL

### TECHNISCHE EIGENSCHAFTEN

- Hergestellt aus PA6
- Schwingungsdämpfer "NO-SHOCK" und Libelle im Lieferumfang enthalten (in der Version PLUS)
- Befestigungsdübel
- Vorbereitet für die Befestigung des "Blue River" Kondensatsammelbeckens



Tested and guaranteed

Ideal for location near the sea with high salinity

### SUPPLIED WITH "BASIC MODEL"

- Fixing plugs

### SUPPLIED WITH "PLUS MODEL"

- Spirit level
- Fixing plugs
- "No-shock" sliding vibration dampers
- Stainless steel screws

| CODE      | DESCRIPTION                                       | DIMENSIONS [mm] |           |     | LOAD CAPACITY [kg] | U.M. | Pieces per box | U.M. Box | U.M. Pallet |
|-----------|---|-----------------|-----------|-----|--------------------|------|----------------|----------|-------------|
|           |   | A               | B         | C   |                    |      |                |          |             |
| SCD500410 | "SPIRIT XS100 BASIC" BRACKET                      | 430             | 130 ÷ 310 | 440 | 100                | PCS  | 1              | 1        | 60          |
| SCD500411 | "SPIRIT XL100 BASIC" BRACKET                      | 430             | 130 ÷ 370 | 500 | 100                | PCS  | 1              | 1        | 60          |
| SCD500412 | "SPIRIT XS100 PLUS" BRACKET WITH STAINLESS SCREWS | 430             | 130 ÷ 310 | 440 | 100                | PCS  | 1              | 1        | 40          |
| SCD500413 | "SPIRIT XL100 PLUS" BRACKET WITH STAINLESS SCREWS | 430             | 130 ÷ 370 | 500 | 100                | PCS  | 1              | 1        | 40          |



# SPIRIT

MADE IN ITALY

## TELESCOPIC ADJUSTMENT BAR BRACKET SPIRIT

### TECHNICAL SPECIFICATIONS

- Made of electro-galvanised metal sheet
- Includes spirit level
- Built-in handle
- Locking knobs
- Reusable after installation

## BARRE DE RÉGLAGE TÉLESCOPIQUE DU SUPPORT SPIRIT


### CARACTÉRISTIQUES TECHNIQUES

- En tôle électro-galvanisée
- Livré avec une bulle
- Poignée intégrée
- Boutons de fermeture
- Réutilisable après l'installation

## TELESKOP-REGALVERSTELLSTANGE SPIRIT

### TECHNISCHE EIGENSCHAFTEN

- Aus elektro-galvanisiertem Blech
- Libelle mitgeliefert
- Integrierter Griff
- Verriegelungsknöpfe
- Wiederverwendbar nach der Montage



| CODE      | DESCRIPTION                                     | U.M. | Pieces per box |
|-----------|---|------|----------------|
| SCD500070 | TELESCOPIC ADJUSTMENT BAR FOR BRACKETS "SPIRIT" | PCS  | 1              |

# TSTT 140 T

MADE IN ITALY

## TELESCOPIC TRANSVERSE ROOF BRACKET

### TECHNICAL SPECIFICATIONS

- Made of electro-galvanised metal sheet
- Adjustable tilt from 14° to 27°
- Outdoor polyester coating in ivory
- Telescopic bar
- "NO-SHOCK" sliding vibration dampers supplied
- Fixing plugs with chain
- Non-slip rubber feet

## SUPPORT DE TOIT TRANSVERSAL TÉLESCOPIQUE TSTT 140 T

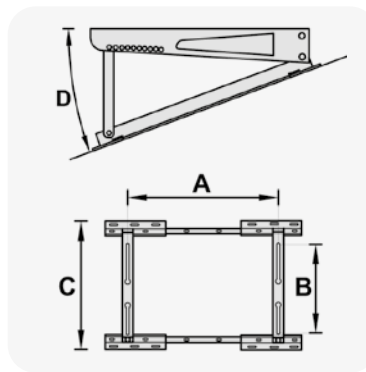
### CARACTÉRISTIQUES TECHNIQUES

- En tôle électro-galvanisée
- Inclinaison réglable de 14° à 27°
- Peinture polyester d'extérieur couleur ivoire
- Barre télescopique
- Plots anti-vibrations coulissants « NO-SHOCK » fournis
- Chevilles de fixation avec chaîne
- Pieds en caoutchouc antidérapants

## TELESKOP TELESKOPIISCHER QUERDACHKONSOLE

### TECHNISCHE EIGENSCHAFTEN

- Aus elektro-galvanisiertem Blech
- Einstellbare Neigung von 14° bis 27°
- Polyesterbeschichtung für den Außenbereich Elfenbeinfarbe
- Teleskopstange
- "NO-SHOCK" gleitende Schwingungsdämpfer im Lieferumfang enthalten
- Wandbefestigung mit Kette
- Rutschfeste GummifüÙe



Virtual reality



Datasheet



| CODE     | DESCRIPTION                      | DIMENSIONS [mm] |           |     |           | U.M. | Pieces per box | U.M. Box |
|----------|----------------------------------|-----------------|-----------|-----|-----------|------|----------------|----------|
|          |                                  | A               | B         | C   | D         |      |                |          |
| 11100005 | ROOF BRACKET TSTT-140 TELESCOPIC | 130 ÷ 600       | 140 ÷ 370 | 500 | 14° ~ 27° | PCS  | 1              | 1        |

# TSTT 140 N

MADE IN ITALY



## TRANSVERSE ROOF BRACKET

### TECHNICAL SPECIFICATIONS

- Made of electro-galvanised metal sheet
- Adjustable tilt from 14° to 27°
- External polyester painting
- "NO-SHOCK" sliding vibration dampers supplied
- Fixing plugs with chain
- Non-telescopic

## SUPPORT DE TOIT TRANSVERSAL TSTT 140 N

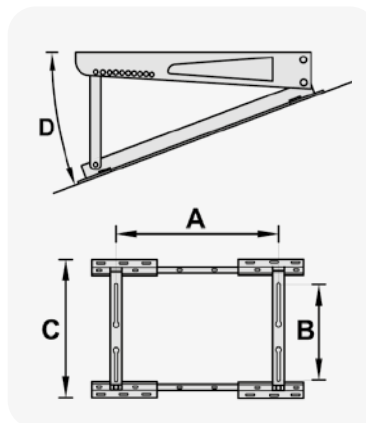
### CARACTÉRISTIQUES TECHNIQUES

- En tôle électro-galvanisée
- Inclinaison réglable de 14° à 27°
- Peinture polyester d'extérieur
- Plots anti-vibrations coulissants « NO-SHOCK » fournis
- Chevilles de fixation avec chaîne
- Non télescopique

## QUERDACHKONSOLE

### TECHNISCHE EIGENSCHAFTEN

- Aus elektro-galvanisiertem Blech
- Einstellbare Neigung von 14° bis 27°
- Polyesterbeschichtung für den Außenbereich
- "NO-SHOCK" gleitende Schwingungsdämpfer im Lieferumfang enthalten
- Wandbefestigung mit Kette
- Nicht teleskopisch



Datasheet



| CODE     | DESCRIPTION                          | DIMENSIONS [mm] |           |     |           | LOAD CAPACITY [kg] | U.M. | Pieces per box | U.M. Box |
|----------|--------------------------------------|-----------------|-----------|-----|-----------|--------------------|------|----------------|----------|
|          |                                      | A               | B         | C   | D         |                    |      |                |          |
| 11100009 | ROOF BRACKET TSTT-140 NON-TELESCOPIC | 350 ÷ 750       | 140 ÷ 370 | 500 | 14° ~ 27° | 140                | PCS  | 1              | 1        |



# TSTT 140 A

MADE IN ITALY



## TRANSVERSE ROOF BRACKET FOR CRIMPED METAL SHEET

### TECHNICAL SPECIFICATIONS

- Made of electro-galvanised metal sheet
- Adjustable tilt from 14° to 27°
- Outdoor polyester coating in ivory
- "NO-SHOCK" sliding vibration dampers supplied
- With #4 clamp mounts for stainless steel standing seam sheets

## SUPPORT TRANSVERSAL DE TOIT POUR TÔLE SERTIE TSTT 140 A

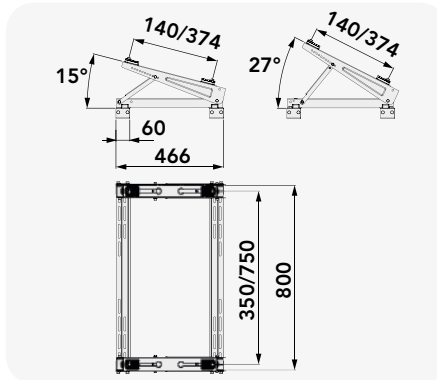
### CARACTÉRISTIQUES TECHNIQUES

- En tôle électro-galvanisée
- Inclinaison réglable de 14° à 27°
- Peinture polyester d'extérieur couleur ivoire
- Plots anti-vibrations coulissants « NO-SHOCK » fournis
- Avec 4 supports au mur à étau en acier inoxydable pour les tôles agrafées en acier inoxydable

## QUERDACHKONSOLE FÜR GEKRIMPTES BLECH

### TECHNISCHE EIGENSCHAFTEN

- Aus elektro-galvanisiertem Blech
- Einstellbare Neigung von 14° bis 27°
- Polyesterbeschichtung für den Außenbereich Elfenbeinfarbe
- "NO-SHOCK" gleitende Schwingungsdämpfer im Lieferumfang enthalten
- Mit 4 Klemmträgern für gefaltete Edelstahlbleche



Virtual reality



Datasheet



| CODE      | DESCRIPTION                                  | LOAD CAPACITY [kg] | U.M. | Pieces per box | U.M. Box |
|-----------|--|--------------------|------|----------------|----------|
| SCD500109 | ROOF BRACKET TSTT-140A FOR METAL SHEET ROOFS | 140                | PCS  | 1              | 1        |

# TSTL 140

MADE IN ITALY

## ELECTRO-GALVANISED LONGITUDINAL ROOF BRACKET

### TECHNICAL SPECIFICATIONS

- Made of electro-galvanised metal sheet
- Adjustable tilt from 10° to 30°
- Outdoor polyester coating in ivory
- Telescopic bar
- "NO-SHOCK" sliding vibration dampers supplied
- Fixing plugs with chain
- Anti-vibration rubber feet

## SUPPORT DE TOIT LONGITUDINAL ÉLECTRO-GALVANISÉ TSTL 140

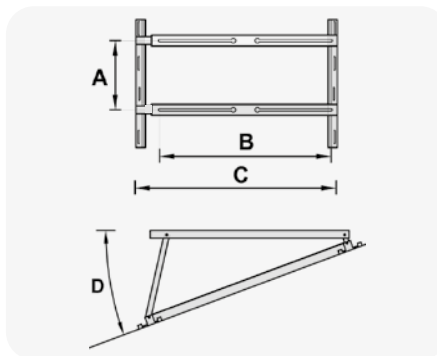
### CARACTÉRISTIQUES TECHNIQUES

- En tôle électro-galvanisée
- Inclinaison réglable de 10° à 30°
- Peinture polyester d'extérieur couleur ivoire
- Barre télescopique
- Plots anti-vibrations coulissants « NO-SHOCK » fournis
- Chevilles de fixation avec chaîne
- Pieds en caoutchouc anti-vibrations

## ELEKTROVERZINKTER DA-CHLÄNGSKONSOLE

### TECHNISCHE EIGENSCHAFTEN

- Aus elektro-galvanisiertem Blech
- Einstellbare Neigung von 10° bis 30°
- Polyesterbeschichtung für den Außenbereich Elfenbeinfarbe
- Teleskopstange
- "NO-SHOCK" gleitende Schwingungsdämpfer im Lieferumfang enthalten
- Wandbefestigung mit Kette
- Schwingungsdämpfende Gummigleitfüße



Datasheet



| CODE     | DESCRIPTION                        | DIMENSIONS [mm] |           |             |           | LOAD CAPACITY [kg] | U.M. | Pieces per box | U.M. Box |
|----------|------------------------------------|-----------------|-----------|-------------|-----------|--------------------|------|----------------|----------|
|          |                                    | A               | B         | C           | D         |                    |      |                |          |
| 11100004 | ROOF BRACKET TSTL-140 LONGITUDINAL | 130 ÷ 680       | 450 ÷ 800 | 1000 ÷ 1135 | 13° ~ 24° | 140                | pcs  | 1              | 1        |

## LONGITUDINAL WALL BRACKET

### TECHNICAL SPECIFICATIONS

- Made of electro-galvanised metal sheet
- Outdoor polyester coating in ivory
- "No-Shock" sliding vibration dampers supplied

## SUPPORT LONGITUDINAL À DRAPEAU TMB

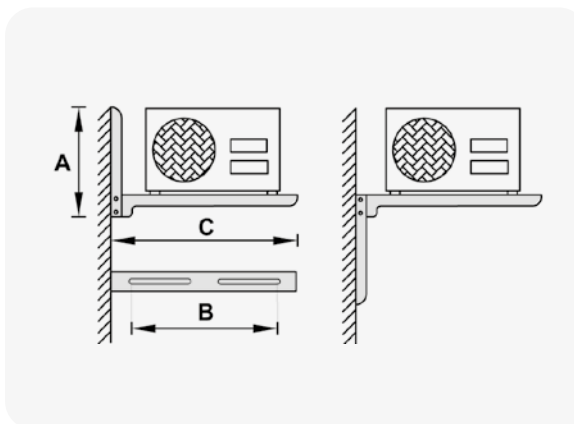
### CARACTÉRISTIQUES TECHNIQUES

- En tôle électro-galvanisée
- Peinture polyester d'extérieur couleur ivoire
- Supports anti-vibrations coulissants « No-Shock » fournis

## LÄNGSFAHNENREGAL

### TECHNISCHE EIGENSCHAFTEN

- Aus elektro-galvanisiertem Blech
- Polyesterbeschichtung für den Außenbereich Elfenbeinfarbe
- „No-Shock“ gleitende Schwingungsdämpfer werden mitgeliefert



| CODE     | DESCRIPTION                | DIMENSIONS [mm] |           |      | LOAD CAPACITY [kg] | U.M. | Pieces per box | U.M. Box |
|----------|----------------------------|-----------------|-----------|------|--------------------|------|----------------|----------|
|          |                            | A               | B         | C    |                    |      |                |          |
| 11100057 | CANTILEVER BRACKET TMB-70  | 400             | 460 ÷ 640 | 750  | 70                 | PCS  | 1              | 1        |
| 11100058 | CANTILEVER BRACKET TMB-110 | 750             | 540 ÷ 795 | 900  | 110                | PCS  | 1              | 1        |
| 11100059 | CANTILEVER BRACKET TMB-140 | 750             | 700 ÷ 945 | 1050 | 140                | PCS  | 1              | 1        |

Datasheet



# TMS-100

## CEILING BRACKET

### TECHNICAL SPECIFICATIONS

- Made of electro-galvanised metal sheet
- Outdoor polyester coating in ivory

## SUPPORT AU PLAFOND TMS 100

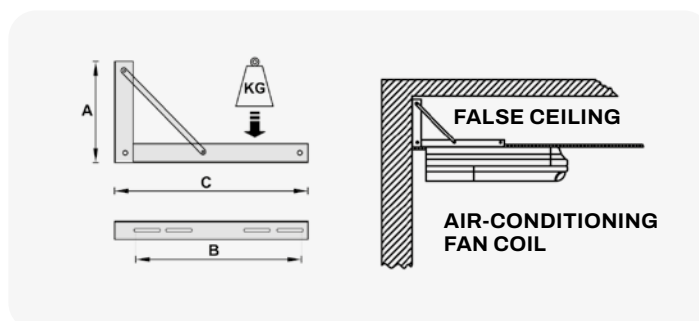
### CARACTÉRISTIQUES TECHNIQUES

- En tôle électro-galvanisée
- Peinture polyester d'extérieur couleur ivoire

## DECKENREGAL

### TECHNISCHE EIGENSCHAFTEN

- Aus elektro-galvanisiertem Blech
- Polyesterbeschichtung für den Außenbereich Elfenbeinfarbe



Indicated for fixing all types of air conditioning units and ceiling fans.

| CODE     | DESCRIPTION             | DIMENSIONS [mm] |           |     | LOAD CAPACITY [kg] | U.M. | Pieces per box | U.M. Box |
|----------|-------------------------|-----------------|-----------|-----|--------------------|------|----------------|----------|
|          |                         | A               | B         | C   |                    |      |                |          |
| 11100022 | CEILING BRACKET TMS-100 | 250             | 150 ÷ 550 | 600 | 100                | PCS  | 1              | 1        |

Datasheet



## TELESCOPIC WALL BRACKET FOR THERMAL INSULATION

### TECHNICAL SPECIFICATIONS

- Made of electro-galvanised metal sheet
- External polyester painting
- Vibration dampers supplied
- Fixing plugs not supplied
- Fixing template supplied
- Thermal recovery insulation, supplied
- Aesthetic finishing plates supplied

## SUPPORT TÉLESCOPIQUE POUR ISOLATION THERMIQUE

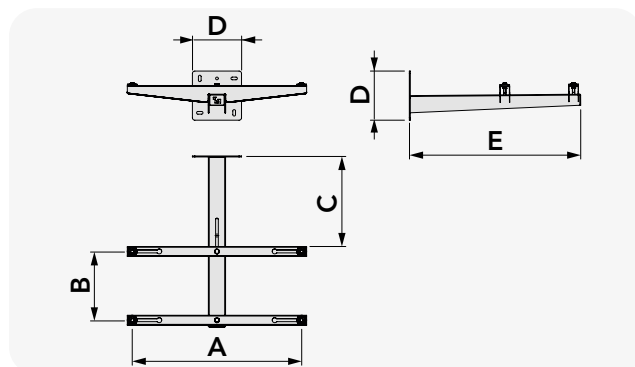
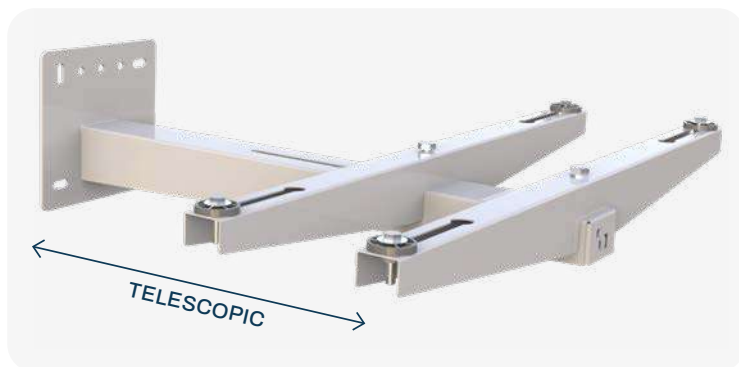
### CARACTÉRISTIQUES TECHNIQUES

- En tôle électro-galvanisée
- Peinture polyester d'extérieur
- Plots anti-vibrations fournis
- Chevilles de fixation non fournies
- Gabarit de fixation fourni
- Tampon en couche thermique pour restauration, fourni
- Plaques de finition esthétiques fournies

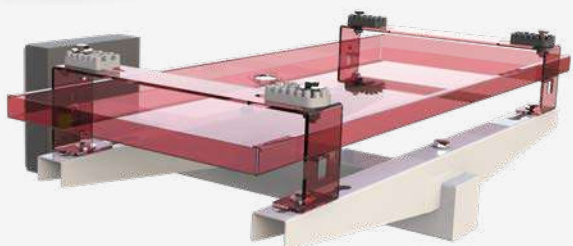
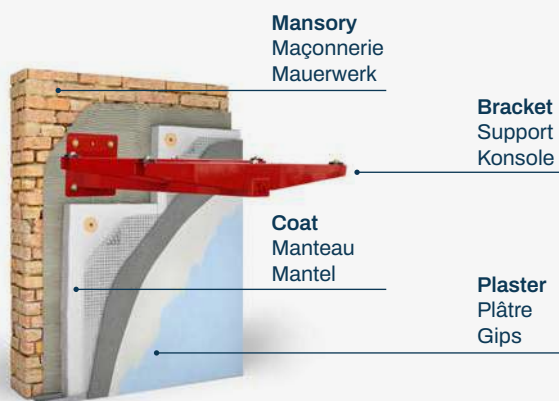
## TELESKOPISCHE MANTELKONSOLE

### TECHNISCHE EIGENSCHAFTEN

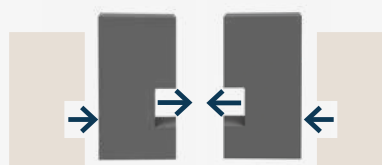
- Aus elektro-galvanisiertem Blech
- Polyesterbeschichtung für den Außenbereich
- Schwingungsdämpfer werden mitgeliefert
- Befestigungsdübel nicht im Lieferumfang enthalten
- Befestigungslehre wird mitgeliefert
- Mitgelieferte Wärmedämmabdeckung für die Renovierung
- Ästhetische Abschlussplatten im Lieferumfang enthalten




### INSTALLATION EXAMPLE



Possibility of installing the SCD500080 tray support on the bracket



Thermal coat closure templates included



Video



Datasheet



| CODE      | DESCRIPTION   | DIMENSIONS [mm] |           |           |     |     | LOAD CAPACITY [kg] | U.M. | Pieces per box | U.M. Box |
|-----------|---|-----------------|-----------|-----------|-----|-----|--------------------|------|----------------|----------|
|           |   | A               | B         | C         | D   | E   |                    |      |                |          |
| SCD500141 | TELESCOPIC WALL BRACKET FOR THERMAL CLADDING "TSCT" | 490 ÷ 690       | 230 ÷ 410 | 230 ÷ 410 | 200 | 700 | 90                 | PCS  | 1              | 1        |

**BRACKET FOR THERMAL PRE-INSULATION**

**ÉTAGÈRE DE PRÉ-COUCHE THERMIQUE**

**VOR-MANTELKONSOLE**

**TECHNICAL SPECIFICATIONS**

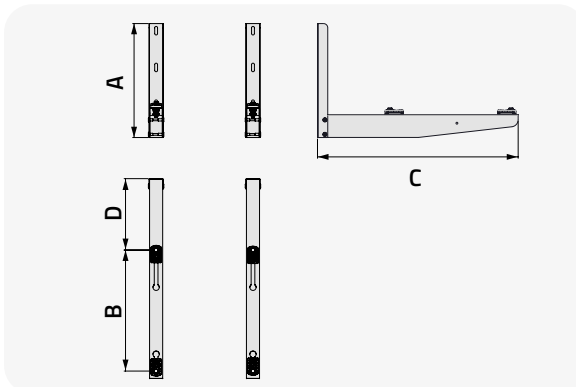
- Made of electro-galvanised metal sheet
- External polyester painting
- "NO-SHOCK" sliding vibration dampers supplied

**CARACTÉRISTIQUES TECHNIQUES**

- En tôle électro-galvanisée
- Peinture polyester d'extérieur
- Supports anti-vibrations coulissants « NO-SHOCK » fournis

**TECHNISCHE EIGENSCHAFTEN**

- Aus elektro-galvanisiertem Blech
- Polyesterbeschichtung für den Außenbereich
- „NO-SHOCK“ gleitende Schwingungsdämpfer werden mitgeliefert



Virtual reality



**INSTALLATION EXAMPLE**



Datasheet



| CODE      | DESCRIPTION                             | DIMENSIONS [mm] |           |     |           | LOAD CAPACITY [kg] | U.M. | Pieces per box | U.M. Box |
|-----------|---|-----------------|-----------|-----|-----------|--------------------|------|----------------|----------|
|           |   | A               | B         | C   | D         |                    |      |                |          |
| SCD500160 | BRACKET FOR THERMAL CLADDING "TMPC 750" | 400             | 270 ÷ 475 | 750 | 250 ÷ 415 | 90                 | pcs  | 1              | 1        |
| SCD500162 | BRACKET FOR THERMAL CLADDING "TMPC 850" | 400             | 270 ÷ 525 | 850 | 300 ÷ 515 | 90                 | pcs  | 1              | 1        |

**NORTHERN BRACKET "SN"**

**NORTHERN BRACKET**

**SUPPORT AU MUR**

**WANDKONSOLE**

**TECHNICAL SPECIFICATIONS**

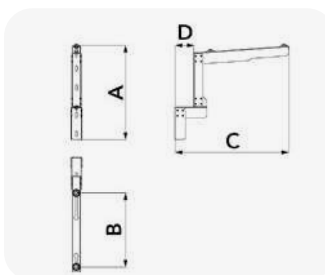
- Made of electro-galvanised metal sheet painted with polyester powder
- Outdoor polyester coating in ivory
- Sliding vibration dampers supplied

**CARACTÉRISTIQUES TECHNIQUES**

- Fabriqué en feuille électro-galvanisée peinte avec de la poudre de polyester
- Peinture polyester d'extérieur couleur ivoire
- Plots anti-vibrations coulissants fournis

**TECHNISCHE EIGENSCHAFTEN**

- Aus elektro-galvanisiertem, mit Polyesterpulver lackiertem Blech
- Polyesterbeschichtung für den Außenbereich Elfenbeinfarbe
- Gleitende Schwingungsdämpfer im Lieferumfang enthalten



Datasheet



| CODE      | DESCRIPTION           | DIMENSIONS [mm] |           |     |          | LOAD CAPACITY [kg] | U.M. | Pieces per box | U.M. Box |
|-----------|-----------------------|-----------------|-----------|-----|----------|--------------------|------|----------------|----------|
|           |                       | A               | B         | C   | D        |                    |      |                |          |
| SCD500113 | SN - NORTHERN BRACKET | 460             | 225 ÷ 390 | 600 | 60 ÷ 100 | 100                | PCS  | 1              | 1        |

**SUSPENSION WALL BRACKET TSP**

**TECHNICAL SPECIFICATIONS**

- Made of electro-galvanised metal sheet
- Outdoor polyester coating in ivory
- Ready for condensate drain pan
- "NO-SHOCK" sliding vibration dampers supplied

**SUPPORT À SUSPENSION TSP**

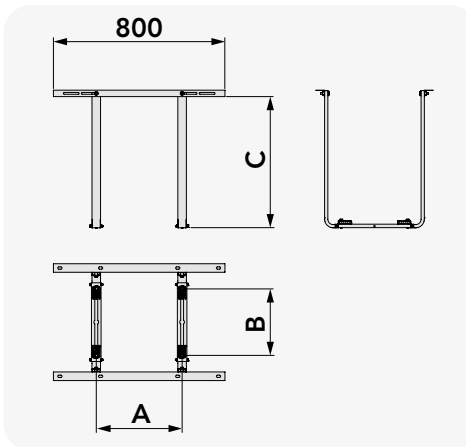
**CARACTÉRISTIQUES TECHNIQUES**

- En tôle électro-galvanisée
- Peinture polyester d'extérieur couleur ivoire
- Prêdisposé pour le bassin de collecte des condensats
- Plots anti-vibrations coulissants « NO-SHOCK » fournis

**AUFHÄNGEKONSOLE**

**TECHNISCHE EIGENSCHAFTEN**

- Aus elektro-galvanisiertem Blech
- Polyesterbeschichtung für den Außenbereich Elfenbeinfarbe
- Vorbereitet für Kondensatsammelbecken
- "NO-SHOCK" gleitende Schwingungsdämpfer im Lieferumfang enthalten



| CODE     | DESCRIPTION               | DIMENSIONS [mm] |     |     | LOAD CAPACITY [kg] | U.M. | Pieces per box | U.M. Box |
|----------|---------------------------|-----------------|-----|-----|--------------------|------|----------------|----------|
|          |                           | A               | B   | C   |                    |      |                |          |
| 11100035 | BRACKET TSP-80 SUSPENDED  | 400 ÷ 700       | 300 | 625 | 80                 | PCS  | 1              | 1        |
| 11100040 | BRACKET TSP-120 SUSPENDED | 400 ÷ 700       | 300 | 725 | 120                | PCS  | 1              | 1        |

**Datasheet**

**RAILING BRACKET**

**TECHNICAL SPECIFICATIONS**

- Made of electro-galvanised metal sheet
- Outdoor polyester coating in ivory
- Ready for condensate drain pan
- "No-Shock" sliding vibration dampers supplied
- Vibration-damping in rubber supplied

**ÉTAGÈRE GARDE-CORPS MR**

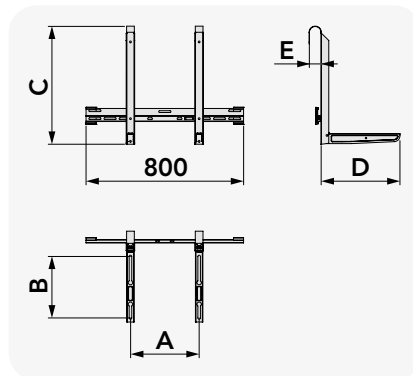
**CARACTÉRISTIQUES TECHNIQUES**

- En tôle électro-galvanisée
- Peinture polyester d'extérieur couleur ivoire
- Prêdisposé pour le bassin de collecte des condensats
- Supports anti-vibrations coulissants « No-Shock » fournis
- Supports anti-vibrations en caoutchouc coulissants

**GELÄNDERREGAL**

**TECHNISCHE EIGENSCHAFTEN**

- Aus elektro-galvanisiertem Blech
- Polyesterbeschichtung für den Außenbereich Elfenbeinfarbe
- Vorbereitet für Kondensatsammelbecken
- „No-Shock“ gleitende Schwingungsdämpfer werden mitgeliefert
- gleitende Schwingungsdämpfer aus Gummi



| CODE     | DIMENSIONS [mm] |           |     |     |    |
|----------|-----------------|-----------|-----|-----|----|
|          | A               | B         | C   | D   | E  |
| 11100028 | 350 ÷ 760       | 150 ÷ 310 | 600 | 400 | 60 |
| 11100029 | 350 ÷ 760       | 180 ÷ 380 | 700 | 470 | 60 |

| CODE     | DESCRIPTION    | LOAD CAPACITY [kg] | U.M. | Pieces per box | U.M. Box |
|----------|----------------|--------------------|------|----------------|----------|
| 11100028 | RAILING MR-70  | 70                 | PCS  | 1              | 1        |
| 11100029 | RAILING MR-100 | 100                | PCS  | 1              | 1        |

**Datasheet**

## WALL-HUNG BRACKET

### TECHNICAL SPECIFICATIONS

- Made of electro-galvanised metal sheet
- Outdoor polyester coating in ivory
- Ready for condensate drain pan
- "NO-SHOCK" sliding vibration dampers supplied

## SUPPORT SUSPENDU TMSP

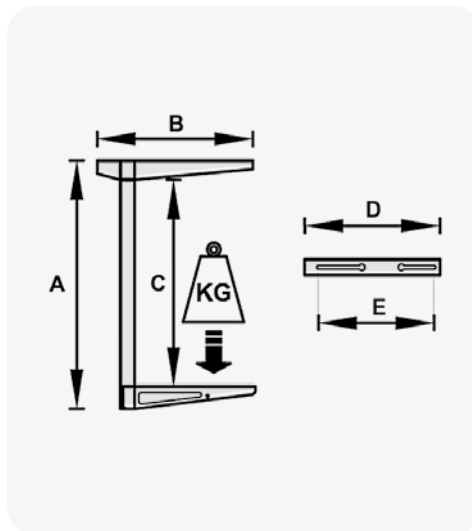
### CARACTÉRISTIQUES TECHNIQUES

- En tôle électro-galvanisée
- Peinture polyester d'extérieur couleur ivoire
- Prêdisposé pour le bassin de collecte des condensats
- Plots anti-vibrations coulissants « NO-SHOCK » fournis

## HÄNGEREGAL

### TECHNISCHE EIGENSCHAFTEN

- Aus elektro-galvanisiertem Blech
- Polyesterbeschichtung für den Außenbereich Elfenbeinfarbe
- Vorbereitet für Kondensatsammelbecken
- "NO-SHOCK" gleitende Schwingungsdämpfer im Lieferumfang enthalten



Datasheet

| CODE     | DESCRIPTION                | DIMENSIONS [mm] |     |     |     |           | LOAD CAPACITY [kg] | U.M. | Pieces per box | U.M. Box |
|----------|----------------------------|-----------------|-----|-----|-----|-----------|--------------------|------|----------------|----------|
|          |                            | A               | B   | C   | D   | E         |                    |      |                |          |
| 11100041 | BRACKET TMSP-90 SUSPENDED  | 840             | 491 | 700 | 460 | 140 ÷ 370 | 90                 | PCS  | 1              | 1        |
| 11100042 | BRACKET TMSP-130 SUSPENDED | 1040            | 540 | 900 | 510 | 240 ÷ 420 | 130                | PCS  | 1              | 1        |


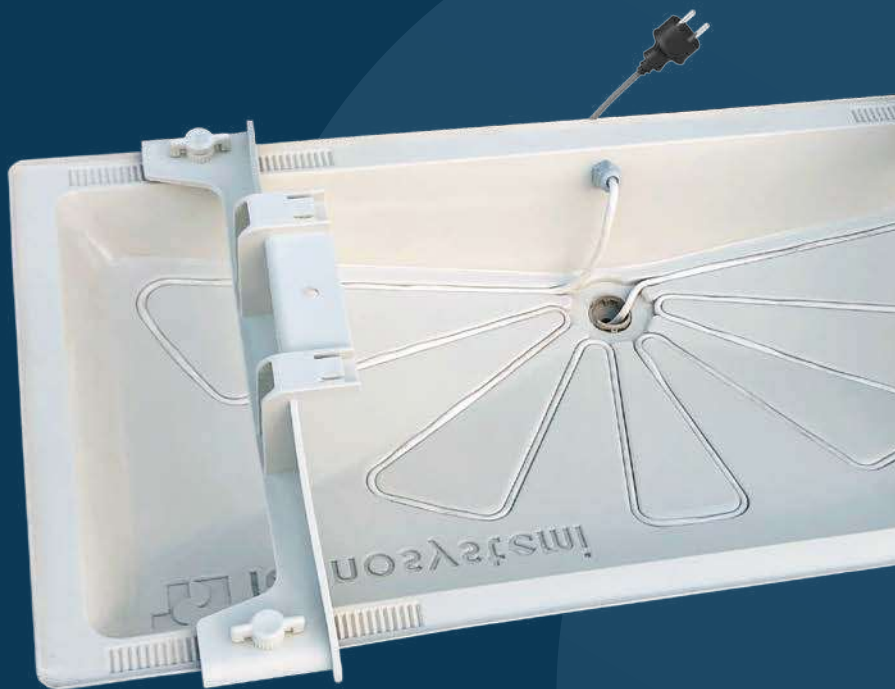
**STAY UPDATE!**  
 DOWNLOAD OUR BROCHURE  
 WALL BRACKETS AND BRACKETS



SCAN THE QR CODE



# CONDENSATE DRAIN PANS



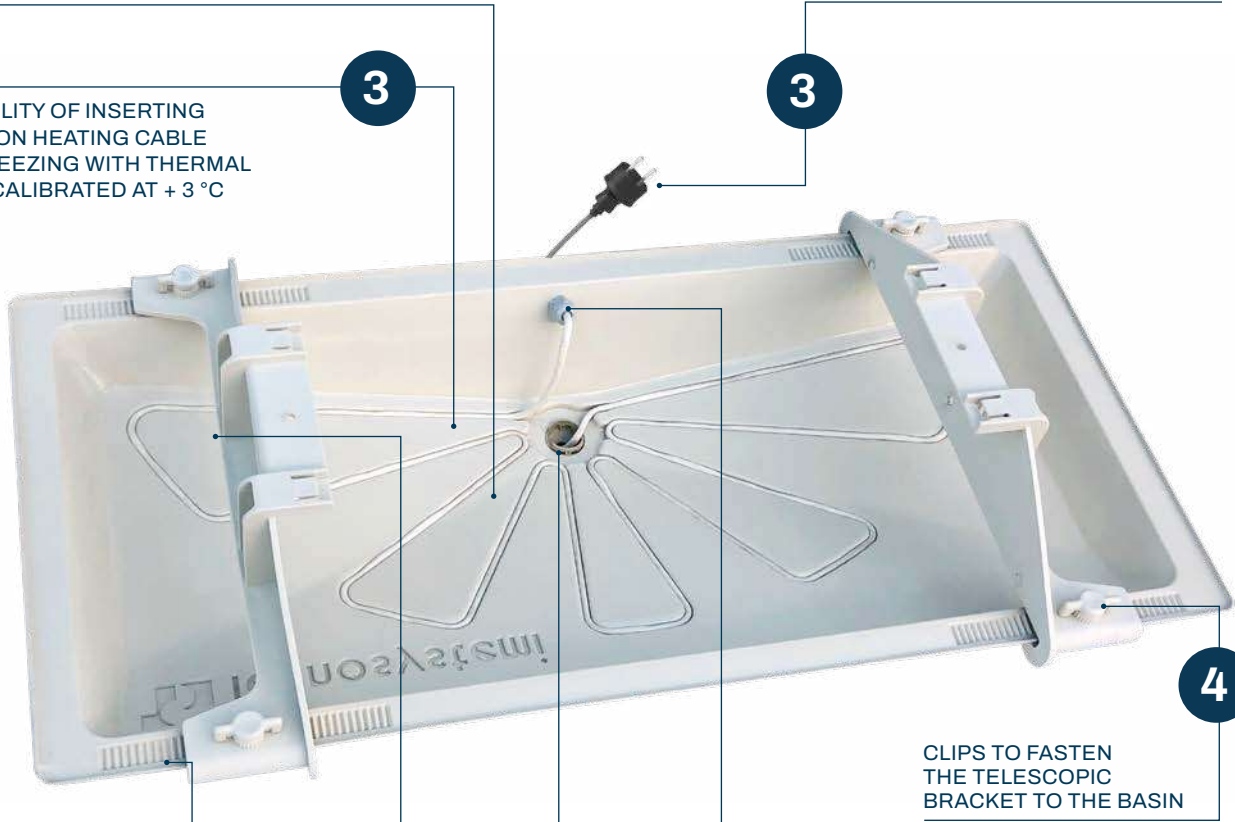


**Guaranteed up to -40°C**

SLOPED SURFACE FOR CONDENSATE WATER DRAINAGE

THERMAL SENSOR INCORPORATED IN THE HEATING CABLE CALIBRATED AT + 3 °C

POSSIBILITY OF INSERTING A SYLICON HEATING CABLE ANTI FREEZING WITH THERMAL CYCLE CALIBRATED AT + 3 °C



RACK TO POSITION TELESCOPIC BRACKETS

TELESCOPIC BRACKETS TO ANCHOR THE EXTERNAL UNIT

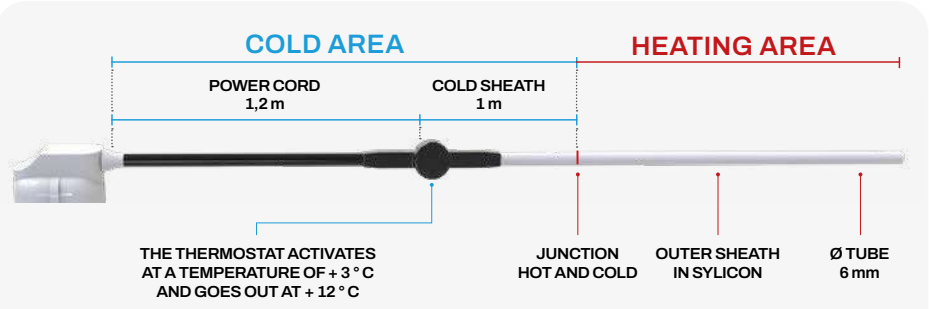
HOLE FOR FITTING CONDENSATE COLLECTION PIPETTES FOR Ø 16 / 20 mm TUBE

CLIPS TO FASTEN THE TELESCOPIC BRACKET TO THE BASIN

CABLE ENTRY FOR ANTI-FREEZING SYLICON CABLE HOLDER



INSULATED CONDENSATE DRAIN PIPE SEE PAGE 78



### CABLE HEATING

POWER 15 W/m

SUPPLY VOLTAGE 230 V

## CONDENSATE DRAIN PAN

### TECHNICAL SPECIFICATIONS

- Made of ABS + PMMA plastic ivory
- Adjustable fastening brackets in PA6
- Coupling for condensate drain pipe Ø 20 mm

## BAC DE COLLECTE DES CONDENSATS


### CARACTÉRISTIQUES TECHNIQUES

- Fabriqué en plastique ABS + PMMA ivoire
- Supports de fixation réglables en PA6
- Raccord pour tuyau de vidange de condensat Ø 20 mm

## KONDENSATSAMMELWANNE

### TECHNISCHE EIGENSCHAFTEN

- Aus ABS + PMMA Kunststoff, elfenbeinfarben
- Verstellbare Befestigungskonsole in PA6
- Anschluss für Kondensatableitungsrohr Ø 20 mm



Ideal for heat pumps

Virtual reality



## Colour Ivory

| CODE      | DESCRIPTION   | U.M. | Pieces per box |
|-----------|---|------|----------------|
| 11100100F | "BLUE RIVER" DRAIN PAN IN PMMA W/TELESCOPIC BRACKETS & BLOCKING RACK (850x400 mm) - SMALL   | PCS  | 1              |
| 11100101F | "BLUE RIVER" DRAIN PAN IN PMMA W/TELESCOPIC BRACKETS & BLOCKING RACK (1050x400 mm) - MEDIUM | PCS  | 1              |
| SCD300030 | "BLUE RIVER" DRAIN PAN IN PMMA W/TELESCOPIC BRACKETS & BLOCKING RACK (1250x500 mm) - LARGE  | PCS  | 1              |

Datasheet



## Colour Grey

| CODE      | DESCRIPTION   | U.M. | Pieces per box |
|-----------|---|------|----------------|
| SCD300050 | "BLUE RIVER" DRAIN PAN - RAL 7016 GREY ANTHRACITE (850x400 mm)  | PCS  | 1              |
| SCD300051 | "BLUE RIVER" DRAIN PAN - RAL 7016 GREY ANTHRACITE (1050x400 mm) | PCS  | 1              |
| SCD300052 | "BLUE RIVER" DRAIN PAN - RAL 7016 GREY ANTHRACITE (1250x500 mm) | PCS  | 1              |

Datasheet



## CONDENSATE DRAIN PAN WITH HEATING CABLE

### TECHNICAL SPECIFICATIONS

- Made of ABS + PMMA plastic ivory
- Adjustable fastening brackets in PA6

#### WITH HEATING CABLE 3 m:

- Includes 15 W/m 3 m heating cable
- Coupling for condensate drain pipe Ø 16

#### WITH HEATING CABLE 3+3 m:

- Includes 15 W/m 3 m + 3 m (6 m) heating cable
- Coupling for condensate drain pipe Ø 20
- Equipped with a condensate drain pipe securing clamp
- With 3 m insulated condensate drain pipe

## BAC DE COLLECTE DES CONDENSATS AVEC CÂBLE CHAUFFANT

### CARACTÉRISTIQUES TECHNIQUES

- Fabriqué en plastique ABS + PMMA ivoire
- Supports de fixation réglables en PA6

#### AVEC CÂBLE CHAUFFANT DE 3 m :

- Livré avec un câble chauffant de 15 W/m 3 m
- Raccord pour tuyau de vidange de condensat Ø 16

#### AVEC CÂBLE CHAUFFANT 3+3 m :

- Livré avec un câble de chauffage de 3 m + 3 m (6 m) 15 W/m
- Raccord pour tuyau de vidange de condensat Ø 20
- Équipé d'un collier de fixation de tuyau de vidange de condensat
- Avec tuyau de vidange de condensat isolé de 3 m

## KONDENSATWANNE MIT HEIZKABEL

### TECHNISCHE EIGENSCHAFTEN


- Aus ABS + PMMA Kunststoff, elfenbeinfarben
- Verstellbare Befestigungswandkonsole in PA6

#### MIT HEIZKABEL 3 m:

- Komplett mit 15 W/m 3 m Heizkabel
- Anschluss für Kondensatablauf Ø 16

#### MIT HEIZKABEL 3+3 m:

- Komplett mit 3m + 3m (6m) 15W/m Heizkabel
- Anschluss für Kondensatablauf Ø 20
- Mit Schelle zur Befestigung des Kondensatabflusses
- Mit isoliertem Kondensatabflussrohr 3 m



Ideal for heat pumps


Heating cable diameter: Ø 6 mm

Supply voltage: 230v


Tolerances on resistance: -5%/+10%

Resistance activation at +3°C

Incorporated thermal sensor




## Colour Ivory

| CODE      | DESCRIPTION   | U.M. |  Pieces per box |
|-----------|---|------|--|
| SCD300068 | "BLUE RIVER" DRAIN PAN IN PMMA W/TELESCOPIC BRACKETS & BLOCKING RACK & 3 mt HEATING CABLE (850x400 mm)  | PCS  | 1  |
| SCD300069 | "BLUE RIVER" DRAIN PAN IN PMMA W/TELESCOPIC BRACKETS & BLOCKING RACK & 6 mt HEATING CABLE (850x400 mm)  | PCS  | 1  |
| SCD300072 | "BLUE RIVER" DRAIN PAN IN PMMA W/TELESCOPIC BRACKETS & BLOCKING RACK & 3 mt HEATING CABLE (1050x400 mm) | PCS  | 1  |
| SCD300073 | "BLUE RIVER" DRAIN PAN IN PMMA W/TELESCOPIC BRACKETS & BLOCKING RACK & 6 mt HEATING CABLE (1050x400 mm) | PCS  | 1  |
| SCD300076 | "BLUE RIVER" DRAIN PAN WITH 3 mt HEATING CABLE (1250x500 mm)  | PCS  | 1  |
| SCD300077 | "BLUE RIVER" DRAIN PAN WITH 6 mt HEATING CABLE (1250x500 mm)  | PCS  | 1  |

Datasheet



## Colour Grey

| CODE      | DESCRIPTION   | U.M. |  Pieces per box |
|-----------|---|------|--|
| SCD300078 | "BLUE RIVER" DRAIN PAN WITH 3 mt HEATING CABLE (850x400 mm) - GREY  | PCS  | 1  |
| SCD300079 | "BLUE RIVER" DRAIN PAN WITH 6 mt HEATING CABLE (850x400 mm) - GREY  | PCS  | 1  |
| SCD300080 | "BLUE RIVER" DRAIN PAN WITH 3 mt HEATING CABLE (1050x400 mm) - GREY | PCS  | 1  |
| SCD300081 | "BLUE RIVER" DRAIN PAN WITH 6 mt HEATING CABLE (1050x400 mm) - GREY | PCS  | 1  |
| SCD300082 | "BLUE RIVER" DRAIN PAN WITH 3 mt HEATING CABLE (1250x500 mm) - GREY | PCS  | 1  |
| SCD300083 | "BLUE RIVER" DRAIN PAN WITH 6 mt HEATING CABLE (1250x500 mm) - GREY | PCS  | 1  |

Available on request

Datasheet



## CONDENSATE DRAIN PAN WITH ANTIFREEZE CABLE

### TECHNICAL SPECIFICATIONS

- Electrogalvanised sheet
- Outdoor polyester coating in ivory
- Power 15 W/m
- Coupling for condensate drain pipe Ø 16 mm
- Power supply voltage 230 V
- Cable diameter 6 mm
- Resistance tolerance from -5% to +10%
- Built-in thermostat
- Connection at +3°C and disconnection at 12°C

## BAC DE COLLECTE DES CONDENSATS AVEC CÂBLE ANTI-CONGÉLATION

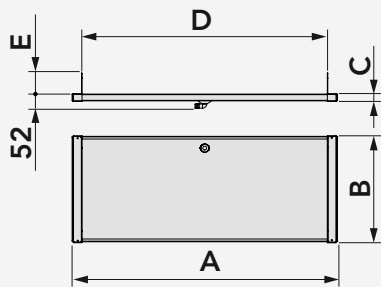

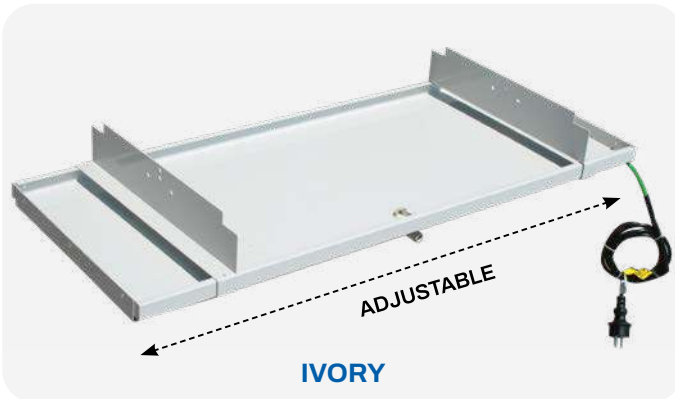
### CARACTÉRISTIQUES TECHNIQUES

- Tôle galvanisée
- Peinture polyester d'extérieur couleur ivoire
- Puissance 15 W/m
- Raccord pour tuyau de vidange de condensat Ø 16 mm
- Tension d'alimentation 230 V
- Diamètre du câble 6 mm
- Tolérance de résistance de -5% à +10%
- Thermostat intégré
- Insertion à +3°C et déconnexion à 12°C

## KONDENSATSAMMELWANNE MIT FROSTSCHUTZKABEL

### TECHNISCHE EIGENSCHAFTEN

- Galvanisch verzinktes Blech
- Polyesterbeschichtung für den Außenbereich Elfenbeinfarbe
- Leistung 15 W/m
- Anschluss für Kondensatablauf Ø 16 mm
- Netzspannung 230 V
- Kabeldurchmesser 6 mm
- Widerstandstoleranz von -5 % bis +10 %
- Eingebauter Thermostat
- Schaltet bei +3°C an und bei 12°C aus



Ideal for heat pumps



MADE IN ITALY

For outdoor units

### Colour Ivory

| CODE      | DESCRIPTION   | DIMENSIONS [mm] |     |    |           |     | U.M. | Pieces per box |
|-----------|---|-----------------|-----|----|-----------|-----|------|----------------|
|           |   | A               | B   | C  | D         | E   |      |                |
| SCD300065 | LARGE CONDENSATE TRAY WITH FROST-PROTECTION SHORT CABLE WITH THERMOSTAT     | 980             | 390 | 35 | 910 max.  | 80  | PCS  | 1              |
| SCD300070 | MAXI CONDENSATE TRAY WITH FROST-PROTECTION SHORT CABLE WITH THERMOSTAT      | 1100            | 550 | 35 | 1030 max. | 130 | PCS  | 1              |
| SCD500312 | BIG CONDENSATE TRAY WITH FROST-PROTECTION SHORT CABLE WITH THERMOSTAT       | 1400            | 550 | 35 | 1330 max. | 130 | PCS  | 1              |
| SCD300103 | CONDENSATE METAL DRAIN PAN WITH ANTIFREEZE CABLE WITH THERMOSTAT 1500x550mm | 1500            | 550 | 35 | 1400 max. | 130 | PCS  | 1              |

### Colour Grey

| CODE          | DESCRIPTION  | DIMENSIONS [mm] |     |    |           |     | U.M. | Pieces per box |
|---------------|--|-----------------|-----|----|-----------|-----|------|----------------|
|               |  | A               | B   | C  | D         | E   |      |                |
| NEW SCD300110 | CONDENSATE METAL DRAIN PAN WITH ANTIFREEZE CABLE WITH THERMOSTAT 980X390mm - GREY  | 980             | 390 | 35 | 911 max.  | 80  | PCS  | 1              |
| SCD300084     | CONDENSATE METAL DRAIN PAN WITH ANTIFREEZE CABLE WITH THERMOSTAT 1100x550mm - GREY | 1100            | 550 | 35 | 1031 max. | 130 | PCS  | 1              |
| NEW SCD300111 | CONDENSATE METAL DRAIN PAN WITH ANTIFREEZE CABLE WITH THERMOSTAT 1400x550mm - GREY | 1400            | 550 | 35 | 1331 max. | 130 | PCS  | 1              |
| SCD300104     | CONDENSATE METAL DRAIN PAN WITH ANTIFREEZE CABLE WITH THERMOSTAT 1500x550mm - GREY | 1500            | 550 | 35 | 1400 max. | 130 | PCS  | 1              |

Datasheet



**CONDENSATE DRAIN PAN WITH HEATING ANTIFREEZE CABLE FOR CONDENSATE DRAIN PIPES**

**TECHNICAL SPECIFICATIONS**

- Electrogalvanised sheet
- Outdoor polyester coating in ivory or RAL 7016 gray
- Heating cable power 15 W/m
- Coupling for condensate drain pipe Ø 16 mm
- Power supply voltage 230 V
- Cable diameter 6 mm
- Resistance tolerance from -5% to +10%
- Built-in thermostat
- Connection at +3°C and disconnection at 12°C

**BAC DE COLLECTE DES CONDENSATS ANTI-CONGÉLATION AVEC CÂBLE CHAUFFANT POUR TUYAUX DE DRAINAGE DES CONDENSATS**


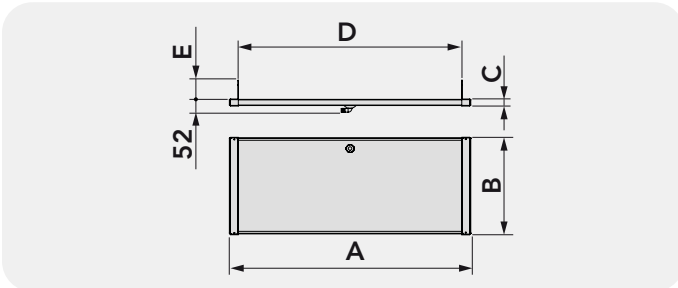
**CARACTÉRISTIQUES TECHNIQUES**

- Tôle galvanisée
- Revêtement polyester extérieur ivoire ou gris RAL 7016
- Puissance du câble de chauffage 15 W/m
- Raccord pour tuyau de vidange de condensat Ø 16 mm
- Tension d'alimentation 230 V
- Diamètre du câble 6 mm
- Tolérance de résistance de -5% à +10%
- Thermostat intégré
- Insertion à +3°C et déconnexion à 12°C

**KONDENSATSAMMELWANNE MIT FROSTSCHUTZ UND HEIZKABEL FÜR KONDENSATBLAUFROHRE**

**TECHNISCHE EIGENSCHAFTEN**

- Galvanisch verzinktes Blech
- Außen-Polyesterlackierung in Elfenbein oder RAL 7016 Grau
- Heizkabelleistung 15 W/m
- Anschluss für Kondensatablauf Ø 16 mm
- Netzspannung 230 V
- Kabeldurchmesser 6 mm
- Widerstandstoleranz von -5 % bis +10 %
- Eingebauter Thermostat
- Schaltet bei +3°C an und bei 12°C aus



Large -  
COD. 11100100EU

**Colour Ivory**

| CODE      | DESCRIPTION   | DIMENSIONS [mm] |     |    |           |     | U.M. | Pieces per box |
|-----------|---|-----------------|-----|----|-----------|-----|------|----------------|
|           |   | A               | B   | C  | D         | E   |      |                |
| SCD300066 | LARGE CONDENSATE TRAY WITH FROST-PROTECT. LONG CABLE WITH THERMOSTAT  | 980             | 390 | 35 | 910 max.  | 80  | PCS  | 1              |
| SCD300071 | MAXI CONDENSATE TRAY WITH FROST-PROTECT. LONG CABLE WITH THERMOSTAT   | 1100            | 550 | 35 | 1030 max. | 130 | PCS  | 1              |
| SCD300100 | CONDENSATE METAL DRAIN PAN WITH ANTIFREEZE CABLE WITH THERMOSTAT AND HEATING CABLE FOR CONDENSATE PIPE 1400x550mm | 1400            | 550 | 35 | 1330 max. | 130 | PCS  | 1              |
| SCD300105 | CONDENSATE METAL DRAIN PAN WITH ANTIFREEZE CABLE WITH THERMOSTAT AND HEATING CABLE FOR CONDENSATE PIPE 1500x550mm | 1500            | 550 | 35 | 1400 max. | 130 | PCS  | 1              |

**Colour Grey**

| CODE                 | DESCRIPTION  | DIMENSIONS [mm] |     |    |           |     | U.M. | Pieces per box |
|----------------------|--|-----------------|-----|----|-----------|-----|------|----------------|
|                      |  | A               | B   | C  | D         | E   |      |                |
| <b>NEW</b> SCD300112 | CONDENSATE METAL DRAIN PAN WITH ANTIFREEZE CABLE WITH THERMOSTAT AND HEATING CABLE FOR CONDENSATE PIPE 980X390mm - GREY  | 980             | 390 | 35 | 911 max.  | 81  | PCS  | 1              |
| <b>NEW</b> SCD300113 | CONDENSATE METAL DRAIN PAN WITH ANTIFREEZE CABLE WITH THERMOSTAT AND HEATING CABLE FOR CONDENSATE PIPE 1100x550mm - GREY | 1100            | 550 | 35 | 1031 max. | 131 | PCS  | 1              |
| <b>NEW</b> SCD300114 | CONDENSATE METAL DRAIN PAN WITH ANTIFREEZE CABLE WITH THERMOSTAT AND HEATING CABLE FOR CONDENSATE PIPE 1400x550mm - GREY | 1400            | 550 | 35 | 1331 max. | 131 | PCS  | 1              |
| SCD300106            | CONDENSATE METAL DRAIN PAN WITH ANTIFREEZE CABLE WITH THERMOSTAT AND HEATING CABLE FOR CONDENSATE PIPE 1500x550mm - GREY | 1500            | 550 | 35 | 1400 max. | 130 | PCS  | 1              |

Datasheet



## CONDENSATE DRAIN PAN

### TECHNICAL SPECIFICATIONS

- Electrogalvanised sheet
- Outdoor polyester coating in ivory
- Coupling for condensate drain pipe Ø 16 mm

## BAC DE COLLECTE DES CONDENSATS

### CARACTÉRISTIQUES TECHNIQUES

- Tôle galvanisée
- Peinture polyester d'extérieur couleur ivoire
- Raccord pour tuyau de vidange de condensat Ø 16 mm

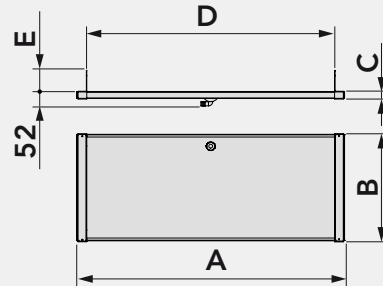
## KONDENSATSAMMELWANNE

### TECHNISCHE EIGENSCHAFTEN

- Galvanisch verzinktes Blech
- Polyesterbeschichtung für den Außenbereich Elfenbeinfarbe
- Anschluss für Kondensatablauf Ø 16 mm



MADE IN ITALY



Ideal for heat pumps

For outdoor units

| CODE                 | DESCRIPTION                     | DIMENSIONS [mm] |     |    |           |     | U.M. | Pieces per box |
|----------------------|---------------------------------|-----------------|-----|----|-----------|-----|------|----------------|
|                      |                                 | A               | B   | C  | D         | E   |      |                |
| 11100105             | CONDENSATE TRAY (small)         | 820             | 340 | 25 | 750 max.  | 80  | PCS  | 1              |
| <b>NEW</b> SCD300107 | CONDENSATE TRAY 820x340 - GREY  | 820             | 340 | 25 | 750 max.  | 80  | PCS  | 1              |
| 11100100             | CONDENSATE TRAY (large)         | 980             | 390 | 25 | 910 max.  | 80  | PCS  | 1              |
| <b>NEW</b> SCD300108 | CONDENSATE TRAY 980x390 - GREY  | 980             | 390 | 25 | 911 max.  | 81  | PCS  | 1              |
| 11100101             | CONDENSATE TRAY (maxi)          | 1100            | 550 | 25 | 1030 max. | 130 | PCS  | 1              |
| <b>NEW</b> SCD300085 | CONDENSATE TRAY 1100x550 - GREY | 1100            | 550 | 25 | 1031 max. | 131 | PCS  | 1              |
| SCD500090            | CONDENSATE TRAY (big)           | 1400            | 550 | 25 | 1330 max. | 130 | PCS  | 1              |
| <b>NEW</b> SCD300109 | CONDENSATE TRAY 1400x550 - GREY | 1400            | 550 | 25 | 1331 max. | 131 | PCS  | 1              |
| SCD300101            | CONDENSATE TRAY 1500x550        | 1500            | 550 | 25 | 1400 max. | 130 | PCS  | 1              |
| SCD300102            | CONDENSATE TRAY 1500x550 - GREY | 1500            | 550 | 25 | 1400 max. | 130 | PCS  | 1              |

Datasheet



## INDUSTRY

MADE IN ITALY

## CONDENSATE DRAIN PAN

### TECHNICAL SPECIFICATIONS

- Electrogalvanised sheet
- Outdoor polyester coating in ivory
- Coupling for condensate drain pipe Ø 16 mm
- For industrial TSE shelves

## BAC INDUSTRY

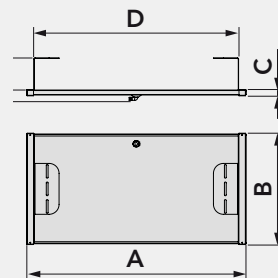
### CARACTÉRISTIQUES TECHNIQUES

- Tôle galvanisée
- Peinture polyester d'extérieur couleur ivoire
- Raccord pour tuyau de vidange de condensat Ø 16 mm
- Pour les étagères TSE industrielles

## INDUSTRIE-KONDENSATWANNE

### TECHNISCHE EIGENSCHAFTEN

- Galvanisch verzinktes Blech
- Polyesterbeschichtung für den Außenbereich Elfenbeinfarbe
- Anschluss für Kondensatablauf Ø 16 mm
- Für industrielle TSE-Konsolen



For TSE industrial shelves see page 154

| CODE      | DESCRIPTION                    | DIMENSIONS [mm] |     |    |           | U.M. | Pieces per box |
|-----------|--------------------------------|-----------------|-----|----|-----------|------|----------------|
|           |                                | A               | B   | C  | D         |      |                |
| SCD500031 | "INDUSTRY 390" CONDENSATE TRAY | 980             | 390 | 25 | 910 max.  | PCS  | 1              |
| SCD500032 | "INDUSTRY 550" CONDENSATE TRAY | 1100            | 550 | 25 | 1030 max. | PCS  | 1              |
| SCD500033 | "INDUSTRY 800" CONDENSATE TRAY | 1180            | 760 | 25 | 1110 max. | PCS  | 1              |

Datasheet



## CONDENSATE DRAIN PAN WITH ANTIFREEZE CABLE

### TECHNICAL SPECIFICATIONS

- Electrogalvanised sheet
- Outdoor polyester coating in ivory
- Power 15 W/m
- Coupling for condensate drain pipe Ø 16 mm
- Power supply voltage 230 V
- Cable diameter 6 mm
- Resistance tolerances from -5% to +10%
- Built-in thermostat
- Connection at +3°C and disconnection at 12°C

## BAC AVEC CÂBLE ANTIGEL

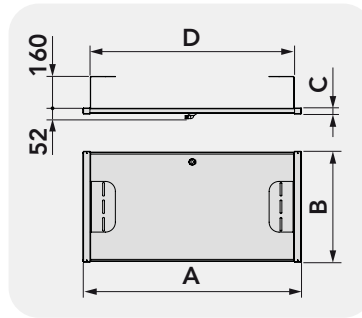
### CARACTÉRISTIQUES TECHNIQUES

- Tôle galvanisée
- Peinture polyester d'extérieur couleur ivoire
- Puissance 15 W/m
- Raccord pour tuyau de vidange de condensat Ø 16 mm
- Tension d'alimentation 230 V
- Diamètre du câble 6 mm
- Tolérances de résistance de -5% à +10%
- Thermostat intégré
- Insertion à +3°C et déconnexion à 12°C

## INDUSTRIE-KONDENSATWANNE MIT FROSTSCHUTZKABEL

### TECHNISCHE EIGENSCHAFTEN

- Galvanisch verzinktes Blech
- Polyesterbeschichtung für den Außenbereich Elfenbeinfarbe
- Leistung 15 W/m
- Anschluss für Kondensatablauf Ø 16 mm
- Netzspannung 230 V
- Kabeldurchmesser 6 mm
- Widerstandstoleranzen von -5 % bis + 10%
- Eingebauter Thermostat
- Schaltet bei +3°C an und bei 12°C aus



For TSE industrial shelves see page 154

| CODE      | DESCRIPTION  | DIMENSIONS [mm] |     |    |           | U.M. | Pieces per box |
|-----------|--|-----------------|-----|----|-----------|------|----------------|
|           |  | A               | B   | C  | D         |      |                |
| SCD500300 | "INDUSTRY 390" CONDENSATE TRAY WITH FROST-PROTECTION CABLE | 980             | 390 | 25 | 910 max.  | PCS  | 1              |
| SCD500302 | "INDUSTRY 800" CONDENSATE TRAY WITH FROST-PROTECTION CABLE | 1180            | 760 | 25 | 1110 max. | PCS  | 1              |

Datasheet



## CONDENSATE DRAIN PAN WITH ANTIFREEZE CABLE AND HEATING CABLE FOR CONDENSATE DRAIN PIPES

### TECHNICAL SPECIFICATIONS

- Electrogalvanised sheet
- Outdoor polyester coating in ivory
- Power 15 W/m
- Coupling for condensate drain pipe Ø 16 mm
- Power supply voltage 230 V
- Cable diameter 6 mm
- Resistance tolerances from -5% to +10%
- Built-in thermostat
- Connection at +3°C and disconnection at 12°C

## BAC AVEC CÂBLE ANTIGEL ET CÂBLE CHAUFFANT POUR TUYAUX DE DRAINAGE DE CONDENSAT

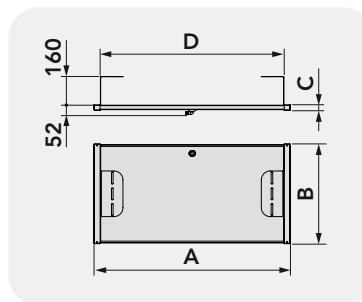

### CARACTÉRISTIQUES TECHNIQUES

- Tôle galvanisée
- Peinture polyester d'extérieur couleur ivoire
- Puissance 15 W/m
- Raccord pour tuyau de vidange de condensat Ø 16 mm
- Tension d'alimentation 230 V
- Diamètre du câble 6 mm
- Tolérances de résistance de -5% à +10%
- Thermostat intégré
- Insertion à +3°C et déconnexion à 12°C

## INDUSTRIE-KONDENSATWANNE MIT FROSTSCHUTZKABEL UND HEIZKABEL FÜR KONDENSATABLEITUNGEN

### TECHNISCHE EIGENSCHAFTEN

- Galvanisch verzinktes Blech
- Polyesterbeschichtung für den Außenbereich Elfenbeinfarbe
- Leistung 15 W/m
- Anschluss für Kondensatablauf Ø 16 mm
- Netzspannung 230 V
- Kabeldurchmesser 6 mm
- Widerstandstoleranzen von -5 % bis + 10%
- Eingebauter Thermostat
- Schaltet bei +3°C an und bei 12°C aus



MADE IN ITALY

For TSE industrial shelves see page 154

| CODE      | DESCRIPTION  | DIMENSIONS [mm] |     |    |           | U.M. | Pieces per box |
|-----------|--|-----------------|-----|----|-----------|------|----------------|
|           |  | A               | B   | C  | D         |      |                |
| SCD500303 | "INDUSTRY 390" CONDENSATE TRAY WITH FROST-PROTECTION CABLE & HEATING CABLE FOR DRAIN PIPES | 980             | 390 | 25 | 910 max.  | PCS  | 1              |
| SCD500304 | "INDUSTRY 550" CONDENSATE TRAY WITH FROST-PROTECTION CABLE & HEATING CABLE FOR DRAIN PIPES | 1100            | 550 | 25 | 1030 max. | PCS  | 1              |
| SCD500305 | "INDUSTRY 800" CONDENSATE TRAY WITH FROST-PROTECTION CABLE & HEATING CABLE FOR DRAIN PIPES | 1180            | 760 | 25 | 1110 max. | PCS  | 1              |

Datasheet



**ANTI-FREEZING SILICONE HEATING CABLE WITH BUILT-IN THERMAL SENSOR AND SHUKO PLUG 3 / 6 / 9 M**

**TECHNICAL SPECIFICATIONS**

- Power 20 W/m
- Power supply voltage 230 V
- Heating cable diameter Ø 6.3 mm
- Cold sheath length 1 m
- Connection cable length 1,2 m
- Temperature activation heating cable +3 C
- Heating cable shut-down temperature: +12°C
- Neoprene power cable
- Insulation class: Class I
- For indoor and outdoor use

**CÂBLE CHAUFFANT ANTI-GEL EN SILICONE AVEC CAPTEUR THERMIQUE INTÉGRÉ ET SHUKO PLUG 3 / 6 / 9 M**

**CARACTÉRISTIQUES TECHNIQUES**

- Puissance 20 W/m
- Tension d'alimentation 230 V
- Diamètre du câble de chauffage Ø 6.3 mm
- Longueur de gaine froide 1 m
- Longueur du câble de connexion 1,2 m
- La température déclenche le câble chauffant +3
- Température d'arrêt du câble de chauffage: +12°C
- Cordon d'alimentation en néoprène
- Classe d'isolation : classe I
- Pour l'usage à l'intérieur ou à l'extérieur


**SILIKON-FROST-SCHUTZHEIZKABEL MIT EINGEBAUTEM WÄRMESENSOR UND SHUKO-STECKER 3 / 6 / 9M**

**TECHNISCHE EIGENSCHAFTEN**

- Leistung 20 W/m
- Netzspannung 230 V
- Heizkabeldurchmesser Ø 6.3 mm
- Kaltkabellänge 1 m
- Länge des Anschlusskabels 1,2 m
- Temperatur Aktivierung Heizkabel +3°C
- Abschalttemperatur des Heizkabels: +12°C
- Netzkabel aus Neopren
- Isolationsklasse: Klasse I
- Für den Einsatz in Innen- und Aussenbereich



**MADE IN ITALY**

| CODE      | DESCRIPTION  | U.M. | <br>Pieces per box |
|-----------|--|------|--|
| SCC300017 | ANTIFREEZE HEATING CABLE IN SILICONE 15 W/m WITH THERMAL SENSOR AND SHUKO PLUG - CLASS 1 - 3mt | PCS  | 1  |
| SCC300018 | ANTIFREEZE HEATING CABLE IN SILICONE 15 W/m WITH THERMAL SENSOR AND SHUKO PLUG - CLASS 1 - 6mt | PCS  | 1  |
| SCC300019 | ANTIFREEZE HEATING CABLE IN SILICONE 15 W/m WITH THERMAL SENSOR AND SHUKO PLUG - CLASS 1 - 9mt | PCS  | 1  |
| SCC300020 | ANTIFREEZE HEATING CABLE IN SILICONE 20 W/m WITH THERMAL SENSOR AND SHUKO PLUG - CLASS 1 - 3mt | PCS  | 1  |
| SCC300021 | ANTIFREEZE HEATING CABLE IN SILICONE 20 W/m WITH THERMAL SENSOR AND SHUKO PLUG - CLASS 1 - 6mt | PCS  | 1  |
| SCC300022 | ANTIFREEZE HEATING CABLE IN SILICONE 20 W/m WITH THERMAL SENSOR AND SHUKO PLUG - CLASS 1 - 9mt | PCS  | 1  |

**Datasheet**



**HEATING CABLE FOR CONDENSATE DRAINS**

**TECHNICAL SPECIFICATIONS**

- Power 20 W/m
- Power supply voltage 230 V
- Range of use from -50°C to +180°C
- Silicone insulation
- Length cold part: 1 m (0,5 m + 0,5 m)
- Extremely flexible
- Diameter: 2,8 mm
- Insulation class: Class II
- Coating sheath made of silicone
- 100% Waterproof

**CÂBLE CHAUFFANT POUR VIDANGE DES CONDENSATS**

**CARACTÉRISTIQUES TECHNIQUES**

- Puissance 20 W/m
- Tension d'alimentation 230 V
- Plage d'utilisation de -50°C à +180°C
- Isolation en silicone
- Longueur partie froide: 1 m (0,5 m + 0,5 m)
- Extrêmement flexible
- Diamètre: 2,8 mm
- Classe d'isolation : classe II
- Gaine de revêtement en silicone
- 100% Étanche

**HEIZKABEL FÜR KONDENSATABLEITUNGEN**

**TECHNISCHE EIGENSCHAFTEN**

- Leistung 20 W/m
- Netzspannung 230 V
- Einsatzbereich von -50°C bis +180°C
- Isolierung aus Silikon
- Länge kalte Seite: 1 m (0,5 m + 0,5 m)
- Extrem flexibel
- Durchmesser: 2,8 mm
- Isolationsklasse: Klasse II
- Ummantelung aus Silikon
- 100% wasserdicht



| CODE      | DESCRIPTION                               | POWER | U.M. | <br>Pieces per box |
|-----------|---|-------|------|---|
| SCC300014 | HEATING CABLE FOR CONDENSATE TRAY - 3 mt. | 60 W  | PCS  | 1   |
| SCC300015 | HEATING CABLE FOR CONDENSATE TRAY - 6 mt. | 120 W | PCS  | 1   |
| SCC300016 | HEATING CABLE FOR CONDENSATE TRAY - 9 mt. | 180 W | PCS  | 1   |

**Datasheet**



# FLOOR SUPPORT



**FLOOR MOUNT WITH VIBRATION-DAMPERS FOR DRAIN PAN**

**TECHNICAL SPECIFICATIONS**

- Made of galvanized metal sheet
- Outdoor polyester coating in ivory
- "NO-SHOCK" sliding vibration dampers supplied
- Includes adjustable floor anti-vibration feet

**SUPPORT AU SOL AVEC ANTI-VIBRATIONS POUR BAC**

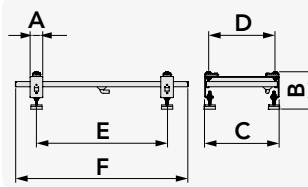


**CARACTÉRISTIQUES TECHNIQUES**

- Fabriqué en tôle galvanisée
- Peinture polyester d'extérieur couleur ivoire
- Plots anti-vibrations coulissants « NO-SHOCK » fournis
- Livré avec pieds anti-vibrations réglables au sol

**BODENHALTERUNG MIT SCHWINGUNGSDÄMPFUNG FÜR WANNE**

**TECHNISCHE EIGENSCHAFTEN**

- Aus verzinktem Blech
- Polyesterbeschichtung für den Außenbereich Elfenbeinfarbe
- "NO-SHOCK" gleitende Schwingungsdämpfer im Lieferumfang enthalten
- Komplett mit verstellbaren, schwingungsdämpfenden Füßen am Boden



Datasheet



| CODE      | DESCRIPTION                        | DIMENSIONS [mm] |           |     |           |            |      | LOAD CAPACITY [kg] | U.M. | Pieces per box |
|-----------|------------------------------------|-----------------|-----------|-----|-----------|------------|------|--------------------|------|----------------|
|           |                                    | A               | B         | C   | D         | E          | F    |                    |      |                |
| SCD500080 | FLOOR MOUNT WITH TRAY SBP 820x360  | 60              | 130 ÷ 170 | 340 | 205 ÷ 310 | 400 ÷ 760  | 820  | 150                | PCS  | 1              |
| SCD500081 | FLOOR MOUNT WITH TRAY SBP 980x410  | 60              | 130 ÷ 170 | 390 | 230 ÷ 360 | 400 ÷ 920  | 980  | 150                | PCS  | 1              |
| SCD500079 | FLOOR MOUNT WITH TRAY SBP 1100x570 | 60              | 130 ÷ 170 | 550 | 400 ÷ 520 | 400 ÷ 1040 | 1100 | 150                | PCS  | 1              |
| SCD500122 | FLOOR MOUNT WITH TRAY SBP 1250x390 | 60              | 130 ÷ 170 | 390 | 230 ÷ 360 | 400 ÷ 1190 | 1250 | 170                | PCS  | 1              |
| SCD500352 | FLOOR MOUNTS AND VIBRATION DAMPING | 60              | 130 ÷ 170 | 550 | 400 ÷ 520 | 400 ÷ 1240 | 1300 | 170                | PCS  | 1              |
| SCD500091 | FLOOR MOUNT WITH TRAY SBP 1400x570 | 60              | 130 ÷ 170 | 550 | 400 ÷ 520 | 400 ÷ 1340 | 1400 | 180                | PCS  | 1              |

**FLOOR MOUNT WITH VIBRATION-DAMPERS FOR SBP BASIN WITH ANTI-FREEZE HEATING CABLE**

**TECHNICAL SPECIFICATIONS**

- Made of galvanized metal sheet
- External polyester painting
- Cable length for 3 m condensate drain pipe
- Includes 15 W/m heating cable, 6 m + 3 m (9 m total)
- Power supply voltage 230 V
- Built-in thermostat: switch-on at 3°C and switch-off at 12°C
- "NO-SHOCK" sliding vibration dampers supplied
- Includes adjustable floor anti-vibration feet
- Condensate drain pipette included

**SUPPORT AU SOL AVEC ANTI-VIBRATIONS POUR BAC SBP AVEC CÂBLE DE CHAUFFAGE ANTIGEL**

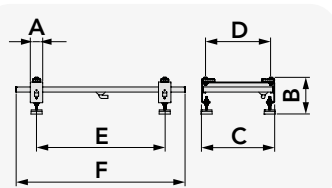

**CARACTÉRISTIQUES TECHNIQUES**

- Fabriqué en tôle galvanisée
- Peinture polyester d'extérieur
- Longueur de câble pour tuyau de vidange de condensat de 3 m
- Comprend un câble chauffant 15 W/m de 6 m + 3 m (9 m au total)
- Tension d'alimentation 230 V
- Thermostat intégré : enclenchement à 3 °C et déclenchement à 12 °C
- Plots anti-vibrations coulissants « NO-SHOCK » fournis
- Livré avec pieds anti-vibrations réglables au sol
- Pipette de vidange des condensats fournie

**BODENHALTERUNG MIT ANTI-VIBRATION FÜR WANNE SBP MIT FROST-SCHUTZ-HEIZKABEL**

**TECHNISCHE EIGENSCHAFTEN**

- Aus verzinktem Blech
- Polyesterbeschichtung für den Außenbereich
- Kabellänge für 3 m Kondensatableitungsrohr
- Inklusive Heizkabel 15 W/m, 6 m + 3 m (insgesamt 9 m)
- Netzspannung 230 V
- Eingebauter Thermostat: Einschalten bei 3 °C und Ausschalten bei 12 °C
- "NO-SHOCK" gleitende Schwingungsdämpfer im Lieferumfang enthalten
- Komplett mit verstellbaren, schwingungsdämpfenden Füßen am Boden
- Kondensatablaufpipette im Lieferumfang enthalten



Datasheet



| CODE      | DESCRIPTION  | DIMENSIONS [mm] |           |     |           |            |      | LOAD CAPACITY [kg] | U.M. | Pieces per box |
|-----------|--|-----------------|-----------|-----|-----------|------------|------|--------------------|------|----------------|
|           |  | A               | B         | C   | D         | E          | F    |                    |      |                |
| SCD500306 | FLOOR MOUNT WITH TRAY SBP 980x410 WITH HEATING CABLE       | 60              | 130 ÷ 170 | 390 | 230 ÷ 360 | 400 ÷ 920  | 980  | 150                | PCS  | 1              |
| SCD500307 | FLOOR MOUNT WITH TRAY SBP 1100x570 WITH HEATING CABLE      | 60              | 130 ÷ 170 | 552 | 400 ÷ 520 | 400 ÷ 1040 | 1100 | 150                | PCS  | 1              |
| SCD500313 | FLOOR MOUNT WITH TRAY SBP 1250x390 WITH HEATING CABLE      | 60              | 130 ÷ 170 | 390 | 230 ÷ 360 | 400 ÷ 1190 | 1250 | 170                | PCS  | 1              |
| SCD500353 | FLOOR MOUNT WITH MAXI TRAY SBP 1300x570 WITH HEATING CABLE | 60              | 130 ÷ 170 | 550 | 400 ÷ 520 | 400 ÷ 1240 | 1300 | 170                | PCS  | 1              |
| SCD500318 | FLOOR MOUNT WITH TRAY SBP 1400x570 WITH HEATING CABLE      | 60              | 130 ÷ 170 | 550 | 400 ÷ 520 | 400 ÷ 1340 | 1400 | 180                | PCS  | 1              |

**INFINITY FLOOR SUPPORT WITH BLUE RIVER DRAIN PAN AND GENIUS 1000 FIXED FOOT**

**TECHNICAL SPECIFICATIONS**

- Electro-galvanised metal sheet feet
- Polyester exterior feet painted in ivory
- BLUE RIVER basin in ivory ABS PMMA plastic
- Coupling for condensate drain pipe Ø 16
- Includes "NO-SHOCK" 2 Hard + 2 Soft anti-vibration kit
- Genius 1000 feet with Ø10 quick release pin

**WITH HEATING CABLE 3 m:**

- Includes 15 W/m 3 m heating cable
- Coupling for condensate drain pipe Ø 16

**WITH HEATING CABLE 3+3 m:**

- Includes 15 W/m 3 m + 3 m (6 m total) heating cable
- Coupling for condensate drain pipe Ø 20
- Equipped with a condensate drain pipe securing clamp
- With 3 m insulated condensate drain pipe

- Heating cable diameter 6 mm
- Power supply voltage 230 V
- Resistance tolerances -5% / +10%
- Activation of element at +3°C
- Built-in thermal sensor

**SUPPORT AU SOL INFINITY AVEC BAC BLUE RIVER ET PIED HAUTEUR FIXE GENIUS 1000**

**CARACTÉRISTIQUES TECHNIQUES**

- Pieds en tôle électro-galvanisée
- Pieds peints en polyester pour extérieur couleur ivoire
- Bac BLUE RIVER en plastique ABS PMMA couleur ivoire
- Raccord pour tuyau de vidange de condensat Ø 16
- Livré avec le kit anti-vibrations « NO-SHOCK » 2 durs + 2 souples
- Pieds de sol Genius 1000 avec goupille de fixation rapide Ø10

**AVEC CÂBLE CHAUFFANT DE 3 m :**

- Livré avec un câble chauffant de 15 W/m 3 m
- Raccord pour tuyau de vidange de condensat Ø 16

**AVEC CÂBLE CHAUFFANT 3+3 m :**

- Livré avec un câble chauffant de 15 W/m 3 m + 3 m (6 m au total)
- Raccord pour tuyau de vidange de condensat Ø 20
- Équipé d'un collier de fixation de tuyau de vidange de condensat
- Avec tuyau de vidange de condensat isolé de 3 m

- Diamètre du câble de chauffage 6 mm
- Tension d'alimentation 230 V
- Tolérances de résistance -5% / +10%
- Activation de la résistance à +3°C
- Capteur thermique intégré

**BODENHALTERUNG INFINITY MIT BLUE RIVER SCHALE UN BODENFUSS MIT FESTER HÖHE GENIUS 1000**

**TECHNISCHE EIGENSCHAFTEN**

- Elektrozinkte Blechfüße
- Füße in Polyesterbeschichtung für den Außenbereich Elfenbeinfarbe
- BLUE RIVER Schale aus elfenbeinfarbenem ABS-PMMA-Kunststoff
- Anschluss für Kondensatablauf Ø 16
- Komplett mit "NO-SHOCK" 2 Hard + 2 Soft Anti-Vibration Kit
- Genius 1000 Bodenfüße mit Schnellbefestigungsstift Ø10

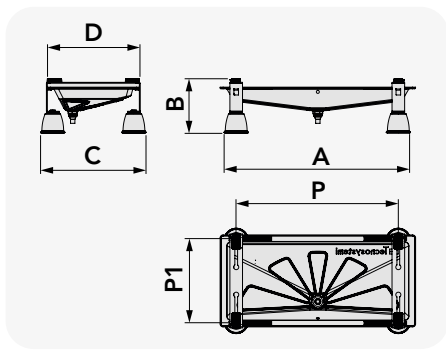
**MIT HEIZKABEL 3 m:**

- Komplett mit 15 W/m 3 m Heizkabel
- Anschluss für Kondensatablauf Ø 16

**MIT HEIZKABEL 3+3 m:**

- Komplett mit 15 W/m 3 m + 3 m (insgesamt 6 m) Heizkabel
- Anschluss für Kondensatablauf Ø 20
- Mit Schelle zur Befestigung des Kondensatabflusses
- Mit isoliertem Kondensatabflussrohr 3 m

- Heizkabeldurchmesser 6 mm
- Netzspannung 230 V
- Widerstandstoleranzen -5% / +10%
- Aktivierung des Widerstandes bei +3°C
- Eingebauter Thermosensor



| CODE  | DESCRIPTION   | DIMENSIONS [mm] |     |     |     |            |           | LOAD CAPACITY [kg] | U.M. | Pieces per box |
|---|---|-----------------|-----|-----|-----|------------|-----------|--------------------|------|----------------|
|   |   | A               | B   | C   | D   | P          | P1        |                    |      |                |
| SCD500010                                     | FLOOR STAND "INFINITY" W/ SMALL DRAIN PAN "BLUE RIVER + FIXED FEET "GENIUS 1000"              | 850             | 230 | 460 | 410 | 800 ÷ 400  | 370 ÷ 150 | 150                | PCS  | 1              |
| SCD500011                                     | FLOOR STAND "INFINITY" W/ LARGE DRAIN PAN "BLUE RIVER + FIXED FEET "GENIUS 1000"              | 1050            | 230 | 460 | 410 | 1000 ÷ 400 | 370 ÷ 150 | 150                | PCS  | 1              |
| <b>INFINITY WITH HEATING CABLE 3 M</b>        |   |                 |     |     |     |            |           |                    |      |                |
| SCD500292                                     | FLOOR STAND "INFINITY" W/ SMALL DRAIN PAN "BLUE RIVER + 3 MT CABLE + FIXED FEET "GENIUS 1000" | 850             | 230 | 460 | 410 | 800 ÷ 400  | 370 ÷ 150 | 150                | PCS  | 1              |
| SCD500293                                     | FLOOR STAND "INFINITY" W/ LARGE DRAIN PAN "BLUE RIVER + 3 MT CABLE + FIXED FEET "GENIUS 1000" | 1050            | 230 | 460 | 410 | 1000 ÷ 400 | 370 ÷ 150 | 150                | PCS  | 1              |
| <b>INFINITY WITH HEATING CABLE 3+3 M (6M)</b> |   |                 |     |     |     |            |           |                    |      |                |
| SCD500296                                     | FLOOR STAND "INFINITY" W/ SMALL DRAIN PAN "BLUE RIVER + 6 MT CABLE + FIXED FEET "GENIUS 1000" | 850             | 230 | 460 | 410 | 800 ÷ 400  | 370 ÷ 150 | 150                | PCS  | 1              |
| SCD500297                                     | FLOOR STAND "INFINITY" W/ LARGE DRAIN PAN "BLUE RIVER + 6 MT CABLE + FIXED FEET "GENIUS 1000" | 1050            | 230 | 460 | 410 | 1000 ÷ 400 | 370 ÷ 150 | 150                | PCS  | 1              |

**INFINITY FLOOR SUPPORT WITH BLUE RIVER DRAIN PAN AND GENIUS 1000R ADJUSTABLE FOOT**

**TECHNICAL SPECIFICATIONS**

- Electro-galvanised metal sheet feet
- Polyester exterior feet painted in ivory
- BLUE RIVER basin in ivory ABS PMMA plastic
- Coupling for condensate drain pipe Ø 16
- Includes "NO-SHOCK" 2 Hard + 2 Soft anti-vibration kit
- Genius 1000R adjustable feet with M10 screw fastening
- Foot with adjustment ring nut (height from 100 to 140 mm)
- Non-slip knurling adjustment of foot

**WITH 3M HEATING CABLE:**

- Includes 15 W/m 3 m heating cable
- Coupling for condensate drain pipe Ø 16

**WITH 3+3 M HEATING CABLE:**

- Includes 15 W/m 3 m + 3 m (6 m total) heating cable
- Coupling for condensate drain pipe Ø 20
- Equipped with a condensate drain pipe securing clamp
- Insulated and insulated condensate drain pipe 3 m

- Heating cable diameter 6 mm
- Power supply voltage 230 V
- Resistance tolerances -5% / +10%
- Activation of element at +3°C
- Built-in thermal sensor

**SUPPORT AU SOL INFINITY AVEC BAC BLUE RIVER ET PIED HAUTEUR RÉGLABLE GENIUS 1000R**

**CARACTÉRISTIQUES TECHNIQUES**

- Pieds en tôle électro-galvanisée
- Pieds peints en polyester pour extérieur couleur ivoire
- Bac BLUE RIVER en plastique ABS PMMA couleur ivoire
- Raccord pour tuyau de vidange de condensat Ø 16
- Livré avec le kit anti-vibrations « NO-SHOCK » 2 durs + 2 souples
- Pieds de sol Genius 1000R réglables avec fixation à vis M10
- Pied avec bague de réglage (hauteur de 100 à 140 mm)
- Réglage avec moletage antidérapant du pied

**AVEC CÂBLE CHAUFFANT DE 3 M:**

- Livré avec un câble chauffant de 15 W/m 3 m
- Raccord pour tuyau de vidange de condensat Ø 16

**AVEC CÂBLE CHAUFFANT DE 3+3 M:**

- Livré avec un câble chauffant de 15 W/m 3 m + 3 m (6 m au total)
- Raccord pour tuyau de vidange de condensat Ø 20
- Équipé d'un collier de fixation de tuyau de vidange de condensat
- Tuyau de vidange des condensats isolé et calorifugé 3 m

- Diamètre du câble de chauffage 6 mm
- Tension d'alimentation 230 V
- Tolérances de résistance -5% / +10%
- Activation de la résistance à + 3°C
- Capteur thermique intégré

**BODENHALTERUNG INFINITY MIT BLUE RIVER SCHALE UND VERSTELLBAREM FUSS GENIUS 1000R**

**TECHNISCHE EIGENSCHAFTEN**

- Elektrozinkte Blechfüße
- Füße in Polyesterbeschichtung für den Außenbereich Elfenbeinfarbe
- BLUE RIVER Schale aus elfenbeinfarbenem ABS-PMMA-Kunststoff
- Anschluss für Kondensatablauf Ø 16
- Komplett mit "NO-SHOCK" 2 Hard + 2 Soft Anti-Vibration Kit
- Genius 1000R verstellbare Bodenfüße mit Befestigung M10 Schraube
- Fuß mit Einstellring (Höhe von 100 bis 140 mm)
- Verstellung mit rutschfester Rändelung des Fußes

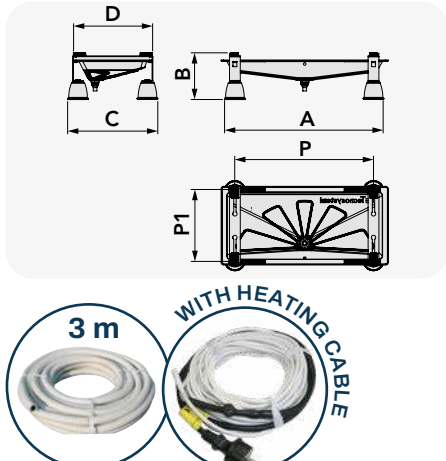
**MIT 3M HEIZKABEL:**

- Komplett mit 15 W/m 3 m Heizkabel
- Anschluss für Kondensatablauf Ø 16

**MIT 3+3 M HEIZKABEL:**

- Komplett mit 15 W/m 3 m + 3 m (insgesamt 6 m) Heizkabel
- Anschluss für Kondensatablauf Ø 20
- Mit Schelle zur Befestigung des Kondensatabflusses
- Isoliertes und gedämmtes Kondensatablauffrohr 3 m

- Heizkabeldurchmesser 6 mm
- Netzspannung 230 V
- Widerstandstoleranzen -5 % / +10 %
- Aktivierung des Widerstandes bei + 3°C
- Eingebauter Thermosensor



| CODE  | DESCRIPTION  | DIMENSIONS [mm] |         |     |     |          |         | LOAD CAPACITY [kg] | U.M. | Pieces per box |
|---|--|-----------------|---------|-----|-----|----------|---------|--------------------|------|----------------|
|   |  | A               | B       | C   | D   | P        | P1      |                    |      |                |
| SCD500012                                     | FLOOR STAND "INFINITY" W/ SMALL DRAIN PAN "BLUE RIVER + ADJUSTABLE FEET "GENIUS 1000"              | 850             | 230÷260 | 460 | 410 | 800÷400  | 370÷150 | 150                | PCS  | 1              |
| SCD500013                                     | FLOOR STAND "INFINITY" W/ LARGE DRAIN PAN "BLUE RIVER + ADJUSTABLE FEET "GENIUS 1000"              | 1050            | 230÷260 | 460 | 410 | 1000÷400 | 370÷150 | 150                | PCS  | 1              |
| <b>INFINITY WITH HEATING CABLE 3 M</b>        |  |                 |         |     |     |          |         |                    |      |                |
| SCD500294                                     | FLOOR STAND "INFINITY" W/ SMALL DRAIN PAN "BLUE RIVER + 3 MT CABLE + ADJUSTABLE FEET "GENIUS 1000" | 850             | 230÷260 | 460 | 410 | 800÷400  | 370÷150 | 150                | PCS  | 1              |
| SCD500295                                     | FLOOR STAND "INFINITY" W/ LARGE DRAIN PAN "BLUE RIVER + 3 MT CABLE + ADJUSTABLE FEET "GENIUS 1000" | 1050            | 230÷260 | 460 | 410 | 1000÷400 | 370÷150 | 150                | PCS  | 1              |
| <b>INFINITY WITH HEATING CABLE 3+3 M (6M)</b> |  |                 |         |     |     |          |         |                    |      |                |
| SCD500298                                     | FLOOR STAND "INFINITY" W/ SMALL DRAIN PAN "BLUE RIVER + 6 MT CABLE + ADJUSTABLE FEET "GENIUS 1000" | 850             | 230÷260 | 460 | 410 | 800÷400  | 370÷150 | 150                | PCS  | 1              |
| SCD500299                                     | FLOOR STAND "INFINITY" W/ LARGE DRAIN PAN "BLUE RIVER + 6 MT CABLE + ADJUSTABLE FEET "GENIUS 1000" | 1050            | 230÷260 | 460 | 410 | 1000÷400 | 370÷150 | 150                | PCS  | 1              |

**INFINITY FLOOR SUPPORT WITH BLUE RIVER DRAIN PAN AND SUELO MAXI ADJUSTABLE FOOT 450 - 600**

**TECHNICAL SPECIFICATIONS**

- Electro-galvanised metal sheet feet
- Outdoor polyester coating in ivory
- BLUE RIVER basin in ivory ABS PMMA plastic
- Coupling for condensate drain pipe Ø 16
- Includes "NO-SHOCK" 2 Hard + 2 Soft anti-vibration kit
- Suelo Maxi 450 in rigid anti-UVA shockproof PVC
- Rubber support base

**WITH HEATING CABLE 3 M:**

- Includes 15 W/m 3 m heating cable
- Coupling for condensate drain pipe Ø 16

**WITH HEATING CABLE 3 + 3 M**

- Includes 15 W/m 3 m + 3 m (6 m total) heating cable
- Coupling for condensate drain pipe Ø 20
- Equipped with a condensate drain pipe securing clamp
- With 3 m insulated condensate drain pipe

- Heating cable diameter 6 mm
- Power supply voltage 230 V
- Resistance tolerances -5% / +10%
- Activation of element at +3°C
- Built-in thermal sensor

**SUPPORT DE SOL INFINITY AVEC BAC BLUE RIVER ET PIED RÉGABLE SUELO MAXI 450-600**

**CARACTÉRISTIQUES TECHNIQUES**

- Pieds en tôle électro-galvanisée
- Peinture polyester d'extérieur couleur ivoire
- Bac BLUE RIVER en plastique ABS PMMA couleur ivoire
- Raccord pour tuyau de vidange de condensat Ø 16
- Livré avec le kit anti-vibrations « NO-SHOCK » 2 durs + 2 souples
- Suelo Maxi 450 en PVC rigide anti UVA, résistant aux chocs
- Base de support en caoutchouc

**AVEC CÂBLE CHAUFFANT DE 3 M :**

- Livré avec un câble chauffant de 15 W/m 3 m
- Raccord pour tuyau de vidange de condensat Ø 16

**AVEC CÂBLE CHAUFFANT DE 3 + 3 M**

- Livré avec un câble chauffant de 15 W/m 3 m + 3 m (6 m au total)
- Raccord pour tuyau de vidange de condensat Ø 20
- Équipé d'un collier de fixation de tuyau de vidange de condensat
- Avec tuyau de vidange de condensat isolé de 3 m

- Diamètre du câble de chauffage 6 mm
- Tension d'alimentation 230 V
- Tolérances de résistance -5% / +10%
- Activation de la résistance à +3°C
- Capteur thermique intégré

**BODENHALTERUNG INFINITY MIT BLUE RIVER SCHALE UND VERSTELLBAREM FUSS SUELO MAXI 450-600**

**TECHNISCHE EIGENSCHAFTEN**

- Elektroverzinkte Blechfüße
- Polyesterbeschichtung für den Außenbereich Elfenbeinfarbe
- BLUE RIVER Schale aus elfenbeinfarbenem ABS-PMMA-Kunststoff
- Anschluss für Kondensatablauf Ø 16
- Komplett mit "NO-SHOCK" 2 Hard + 2 Soft Anti-Vibration Kit
- Suelo Maxi zu 450 aus starrem, UVA-geschütztem, stoßfestem PVC
- Gummiauflage

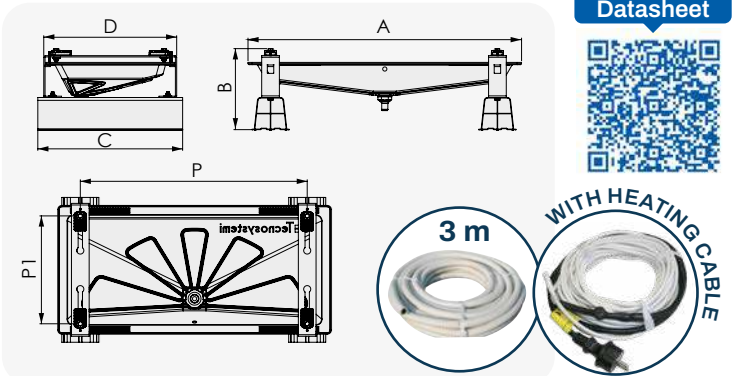
**MIT HEIZKABEL 3 M:**

- Komplett mit 15 W/m 3 m Heizkabel
- Anschluss für Kondensatablauf Ø 16

**MIT HEIZKABEL 3 + 3 m**

- Komplett mit 15 W/m 3 m + 3 m (insgesamt 6 m) Heizkabel
- Anschluss für Kondensatablauf Ø 20
- Mit Schelle zur Befestigung des Kondensatabflusses
- Mit isoliertem Kondensatabflussrohr 3 m

- Heizkabeldurchmesser 6 mm
- Netzspannung 230 V
- Widerstandstoleranzen -5 % / +10 %
- Aktivierung des Widerstandes bei +3°C
- Eingebauter Thermosensor



| CODE  | DESCRIPTION   | DIMENSIONS [mm] |     |     |     |            |           | LOAD CAPACITY [kg] | U.M. | Pieces per box |
|---|---|-----------------|-----|-----|-----|------------|-----------|--------------------|------|----------------|
|   |   | A               | B   | C   | D   | P          | P1        |                    |      |                |
| SCD500186                                     | FLOOR STAND "INFINITY" WITH SMALL "BLUE RIVER" DRAIN PAN & "SUELO MAXI 450" FOOT MOUNTS   | 845             | 250 | 450 | 410 | 800 ÷ 400  | 350 ÷ 150 | 150                | PCS  | 1              |
| SCD500187                                     | FLOOR STAND "INFINITY" WITH BIG "BLUE RIVER" DRAIN PAN & "SUELO MAXI 450" FOOT MOUNTS   | 1050            | 250 | 450 | 410 | 1000 ÷ 400 | 350 ÷ 150 | 150                | PCS  | 1              |
| SCD500257                                     | FLOOR STAND "INFINITY" WITH "BLUE RIVER" DRAIN PAN 1250x500 WITH SUPPORT "SUELO MAXI - 600"                                     | 1250            | 250 | 600 | 520 | 1100 ÷ 600 | 450 ÷ 250 | 190                | PCS  | 1              |
| <b>INFINITY WITH HEATING CABLE 3 M</b>        |   |                 |     |     |     |            |           |                    |      |                |
| SCD500314                                     | FLOOR STAND "INFINITY" WITH SMALL "BLUE RIVER" DRAIN PAN WITH HEATING CABLE 3 mt. & "SUELO MAXI 450" FOOT MOUNTS                | 845             | 250 | 450 | 410 | 800 ÷ 400  | 350 ÷ 150 | 150                | PCS  | 1              |
| SCD500315                                     | FLOOR STAND "INFINITY" WITH BIG "BLUE RIVER" DRAIN PAN WITH HEATING CABLE 3 mt. & "SUELO MAXI 450" FOOT MOUNTS                  | 1050            | 250 | 450 | 410 | 1000 ÷ 400 | 350 ÷ 150 | 150                | PCS  | 1              |
| SCD500258                                     | FLOOR STAND "INFINITY" WITH "BLUE RIVER" DRAIN PAN 1250x500 WITH HEATING CABLE 3mt and SUPPORT "SUELO MAXI - 600"               | 1250            | 250 | 600 | 520 | 1100 ÷ 600 | 450 ÷ 250 | 190                | PCS  | 1              |
| <b>INFINITY WITH HEATING CABLE 3+3 M (6M)</b> |   |                 |     |     |     |            |           |                    |      |                |
| SCD500316                                     | FLOOR STAND "INFINITY" WITH SMALL "BLUE RIVER" DRAIN PAN WITH HEATING CABLE 3 mt. + 3mt. (6 mt.) & "SUELO MAXI 450" FOOT MOUNTS | 845             | 250 | 450 | 410 | 800 ÷ 400  | 350 ÷ 150 | 150                | PCS  | 1              |
| SCD500317                                     | FLOOR STAND "INFINITY" WITH BIG "BLUE RIVER" DRAIN PAN WITH HEATING CABLE 3 mt. + 3 mt. (6mt.) & "SUELO MAXI 450" FOOT MOUNTS   | 1050            | 250 | 450 | 410 | 1000 ÷ 400 | 350 ÷ 150 | 150                | PCS  | 1              |
| SCD500259                                     | FLOOR STAND "INFINITY" WITH "BLUE RIVER" DRAIN PAN 1250x500 WITH HEATING CABLE 3mt + 3mt (6mt) and SUPPORT "SUELO MAXI - 600"   | 1250            | 250 | 600 | 520 | 1100 ÷ 600 | 450 ÷ 250 | 190                | PCS  | 1              |

**INFINITY FLOOR SUPPORT WITH BLUE RIVER IVORY DRAIN PAN AND ZEUS HIGH ARTICULATED FOOT**

**TECHNICAL SPECIFICATIONS**

- Electro-galvanised metal sheet feet
- Outdoor polyester coating in ivory
- BLUE RIVER basin in ivory ABS PMMA plastic
- Coupling for condensate drain pipe Ø 16
- Includes "NO-SHOCK" 2 Hard + 2 Soft anti-vibration kit
- ZEUS HIGH ARTICULATED volcanic rubber anti-vibration feet

**WITH HEATING CABLE 3 M:**

- Includes 15 W/m 3 m heating cable
- Coupling for condensate drain pipe Ø 16

**WITH HEATING CABLE 3 + 3 M**

- Includes 15 W/m 3 m + 3 m (6 m total) heating cable
- Coupling for condensate drain pipe Ø 20
- Equipped with a condensate drain pipe securing clamp
- With 3 m insulated condensate drain pipe

- Electro-galvanised metal sheet feet
- Outdoor polyester coating in ivory
- BLUE RIVER basin in ivory ABS PMMA plastic
- Coupling for condensate drain pipe Ø 16
- Includes "NO-SHOCK" 2 Hard + 2 Soft anti-vibration kit

**SUPPORT AU SOL INFINITY AVEC BAC BLUE RIVER IVORY ET PIED ZEUS HIGH ARTICULATED**

**CARACTÉRISTIQUES TECHNIQUES**

- Pieds en tôle électro-galvanisée
- Peinture polyester d'extérieur couleur ivoire
- Bac BLUE RIVER en plastique ABS PMMA couleur ivoire
- Raccord pour tuyau de vidange de condensat Ø 16
- Livré avec le kit anti-vibrations « NO-SHOCK » 2 durs + 2 souples
- Pieds antivibratoires en caoutchouc volcanique ZEUS HIGH ARTICULATED

**AVEC CÂBLE CHAUFFANT DE 3 M :**

- Livré avec un câble chauffant de 15 W/m 3 m
- Raccord pour tuyau de vidange de condensat Ø 16

**AVEC CÂBLE CHAUFFANT DE 3 + 3 M**

- Livré avec un câble chauffant de 15 W/m 3 m + 3 m (6 m au total)
- Raccord pour tuyau de vidange de condensat Ø 20
- Équipé d'un collier de fixation de tuyau de vidange de condensat
- Avec tuyau de vidange de condensat isolé de 3 m

- Pieds en tôle électro-galvanisée
- Peinture polyester d'extérieur couleur ivoire
- Bac BLUE RIVER en plastique ABS PMMA couleur ivoire
- Raccord pour tuyau de vidange de condensat Ø 16
- Livré avec le kit anti-vibrations « NO-SHOCK » 2 durs + 2 souples

**BODENHALTERUNG INFINITY MIT SCHALE BLUE RIVER IVORY UND VERSTELLBAREM FUSS ZEUS HIGH ARTICULATED**

**TECHNISCHE EIGENSCHAFTEN**

- Elektroverzinkte Blechfüße
- Polyesterbeschichtung für den Außenbereich Elfenbeinfarbe
- BLUE RIVER Schale aus elfenbeinfarbenem ABS-PMMA-Kunststoff
- Anschluss für Kondensatablauf Ø 16
- Komplett mit "NO-SHOCK" 2 Hard + 2 Soft Anti-Vibration Kit
- Schwingungsdämpfende Füße aus vulkanisiertem Gummi ZEUS HIGH ARTICULATED

**MIT HEIZKABEL 3 M:**

- Komplett mit 15 W/m 3 m Heizkabel
- Anschluss für Kondensatablauf Ø 16

**MIT HEIZKABEL 3 + 3 M**

- Komplett mit 15 W/m 3 m + 3 m (insgesamt 6 m) Heizkabel
- Anschluss für Kondensatablauf Ø 20
- Mit Schelle zur Befestigung des Kondensatabflusses
- Mit isoliertem Kondensatabflussrohr 3 m

- Elektroverzinkte Blechfüße
- Polyesterbeschichtung für den Außenbereich Elfenbeinfarbe
- BLUE RIVER Schale aus elfenbeinfarbenem ABS-PMMA-Kunststoff
- Anschluss für Kondensatablauf Ø 16
- Komplett mit "NO-SHOCK" 2 Hard + 2 Soft Anti-Vibration Kit

**NEW**

**MADE IN ITALY**

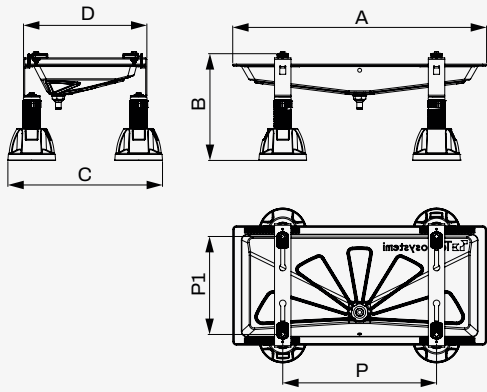


**BlueRiver**




**Datasheet**





| CODE      | DIMENSIONS [mm] |           |     |     |            |           | LOAD CAPACITY [kg] |
|-----------|-----------------|-----------|-----|-----|------------|-----------|--------------------|
|           | A               | B         | C   | D   | P          | P1        |                    |
| SCD500483 | 845             | 345 ÷ 400 | 520 | 410 | 400 ÷ 800  | 150 ÷ 350 | 150                |
| SCD500484 | 1050            | 345 ÷ 400 | 520 | 410 | 400 ÷ 1000 | 150 ÷ 350 | 150                |
| SCD500485 | 1250            | 345 ÷ 400 | 620 | 520 | 600 ÷ 1100 | 250 ÷ 450 | 190                |
| SCD500486 | 845             | 345 ÷ 400 | 520 | 410 | 400 ÷ 800  | 150 ÷ 350 | 150                |
| SCD500487 | 1050            | 345 ÷ 400 | 520 | 410 | 400 ÷ 1000 | 150 ÷ 350 | 150                |
| SCD500488 | 1250            | 345 ÷ 400 | 620 | 520 | 600 ÷ 1100 | 250 ÷ 450 | 190                |
| SCD500489 | 845             | 345 ÷ 400 | 520 | 410 | 400 ÷ 800  | 150 ÷ 350 | 150                |
| SCD500491 | 1050            | 345 ÷ 400 | 520 | 410 | 400 ÷ 1000 | 150 ÷ 350 | 150                |
| SCD500492 | 1250            | 345 ÷ 400 | 620 | 520 | 600 ÷ 1100 | 250 ÷ 450 | 190                |

| CODE  | DESCRIPTION  | U.M. |  Pieces per box |
|---|--|------|--|
| SCD500483                                     | FLOOR STAND 'INFINITY' 850x400 'BLUE RIVER' DRAIN PAN & 'ZEUS H.100 HIGH ARTICULATED' FOOT MOUNTS  | PCS  | 1  |
| SCD500484                                     | FLOOR STAND 'INFINITY' 1250x500 'BLUE RIVER' DRAIN PAN & 'ZEUS H.100 HIGH ARTICULATED' FOOT MOUNTS   | PCS  | 1  |
| SCD500485                                     | FLOOR STAND 'INFINITY' 1250x500 'BLUE RIVER' DRAIN PAN WITH SUPPORT 'ZEUS H.100 HIGH ARTICULATED'  | PCS  | 1  |
| <b>INFINITY WITH HEATING CABLE 3 M</b>        |  |      |  |
| SCD500486                                     | FLOOR STAND 'INFINITY' 850x400 'BLUE RIVER' DRAIN PAN WITH HEATING CABLE 3 mt. & 'ZEUS H.100 HIGH ARTICULATED' FOOT MOUNTS                 | PCS  | 1  |
| SCD500487                                     | FLOOR STAND 'INFINITY' 1250x500 'BLUE RIVER' DRAIN PAN WITH HEATING CABLE 3 mt. & 'ZEUS H.100 HIGH ARTICULATED' FOOT MOUNTS                | PCS  | 1  |
| SCD500488                                     | FLOOR STAND 'INFINITY' 1250x500 'BLUE RIVER' DRAIN PAN WITH HEATING CABLE 3mt and SUPPORT 'ZEUS H.100 HIGH ARTICULATED'                    | PCS  | 1  |
| <b>INFINITY WITH HEATING CABLE 3+3 M (6M)</b> |  |      |  |
| SCD500489                                     | FLOOR STAND 'INFINITY' 850x400 'BLUE RIVER' DRAIN PAN WITH HEATING CABLE 3 mt. + 3mt. (6 mt.) & 'ZEUS H.100 HIGH ARTICULATED' FOOT MOUNTS  | PCS  | 1  |
| SCD500491                                     | FLOOR STAND 'INFINITY' 1250x500 'BLUE RIVER' DRAIN PAN WITH HEATING CABLE 3 mt. + 3 mt. (6mt.) & 'ZEUS H.100 HIGH ARTICULATED' FOOT MOUNTS | PCS  | 1  |
| SCD500492                                     | FLOOR STAND 'INFINITY' 1250x500 'BLUE RIVER' DRAIN PAN WITH HEATING CABLE 3mt + 3mt (6mt) and SUPPORT 'ZEUS H.100 HIGH ARTICULATED'        | PCS  | 1  |



**INFINITY FLOOR SUPPORT WITH BLUE RIVER GREY DRAIN PAN AND ZEUS HIGH ARTICULATED FOOT**

**TECHNICAL SPECIFICATIONS**

- Electro-galvanised metal sheet feet
- Outdoor polyester coating in grey RAL 7016
- BLUE RIVER basin in ivory ABS PMMA plastic
- Coupling for condensate drain pipe Ø 16
- Includes "NO-SHOCK" 2 Hard + 2 Soft anti-vibration kit
- ZEUS HIGH ARTICULATED volcanic rubber anti-vibration feet

**WITH HEATING CABLE 3 M:**

- Includes 15 W/m 3 m heating cable
- Coupling for condensate drain pipe Ø 16

**WITH HEATING CABLE 3 + 3 M**

- Includes 15 W/m 3 m + 3 m (6 m total) heating cable
- Coupling for condensate drain pipe Ø 20
- Equipped with a condensate drain pipe securing clamp
- With 3 m insulated condensate drain pipe

- Electro-galvanised metal sheet feet
- Outdoor polyester coating in grey RAL 7016
- BLUE RIVER basin in ivory ABS PMMA plastic
- Coupling for condensate drain pipe Ø 16
- Includes "NO-SHOCK" 2 Hard + 2 Soft anti-vibration kit

**SUPPORT AU SOL INFINITY AVEC BAC BLUE RIVER GREY ET PIED ZEUS HIGH ARTICULATED**

**CARACTÉRISTIQUES TECHNIQUES**

- Pieds en tôle électro-galvanisée
- Peinture en polyester d'extérieur couleur grise RAL 7016
- Bac BLUE RIVER en plastique ABS PMMA couleur ivoire
- Raccord pour tuyau de vidange de condensat Ø 16
- Livré avec le kit anti-vibrations « NO-SHOCK » 2 durs + 2 souples
- Pieds antivibratoires en caoutchouc volcanique ZEUS HIGH ARTICULATED

**AVEC CÂBLE CHAUFFANT DE 3 M :**

- Livré avec un câble chauffant de 15 W/m 3 m
- Raccord pour tuyau de vidange de condensat Ø 16

**AVEC CÂBLE CHAUFFANT DE 3 + 3 M**

- Livré avec un câble chauffant de 15 W/m 3 m + 3 m (6 m au total)
- Raccord pour tuyau de vidange de condensat Ø 20
- Équipé d'un collier de fixation de tuyau de vidange de condensat
- Avec tuyau de vidange de condensat isolé de 3 m

- Pieds en tôle électro-galvanisée
- Peinture en polyester d'extérieur couleur grise RAL 7016
- Bac BLUE RIVER en plastique ABS PMMA couleur ivoire
- Raccord pour tuyau de vidange de condensat Ø 16
- Livré avec le kit anti-vibrations « NO-SHOCK » 2 durs + 2 souples

**BODENHALTERUNG INFINITY MIT SCHALE BLUE RIVER GREY UND VERSTELLBAREM FUSS ZEUS HIGH ARTICULATED**

**TECHNISCHE EIGENSCHAFTEN**

- Elektroverzinkte Blechfüße
- Polyesterbeschichtung für den Außenbereich, Farbe Grau RAL 7016
- BLUE RIVER Schale aus elfenbeinfarbenem ABS-PMMA-Kunststoff
- Anschluss für Kondensatablauf Ø 16
- Komplett mit "NO-SHOCK" 2 Hard + 2 Soft Anti-Vibration Kit
- Schwingungsdämpfende Füße aus vulkanisiertem Gummi ZEUS HIGH ARTICULATED

**MIT HEIZKABEL 3 M:**

- Komplett mit 15 W/m 3 m Heizkabel
- Anschluss für Kondensatablauf Ø 16

**MIT HEIZKABEL 3 + 3 M**

- Komplett mit 15 W/m 3 m + 3 m (insgesamt 6 m) Heizkabel
- Anschluss für Kondensatablauf Ø 20
- Mit Schelle zur Befestigung des Kondensatabflusses
- Mit isoliertem Kondensatabflussrohr 3 m

- Elektroverzinkte Blechfüße
- Polyesterbeschichtung für den Außenbereich, Farbe Grau RAL 7016
- BLUE RIVER Schale aus elfenbeinfarbenem ABS-PMMA-Kunststoff
- Anschluss für Kondensatablauf Ø 16
- Komplett mit "NO-SHOCK" 2 Hard + 2 Soft Anti-Vibration Kit

**NEW**

**MADE IN ITALY**

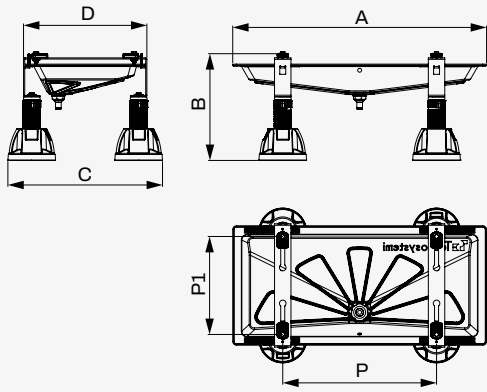


**BlueRiver**




**Datasheet**





| CODE      | DIMENSIONS [mm] |           |     |     |            |           | LOAD CAPACITY [kg] |
|-----------|-----------------|-----------|-----|-----|------------|-----------|--------------------|
|           | A               | B         | C   | D   | P          | P1        |                    |
| SCD500493 | 845             | 345 ÷ 400 | 520 | 410 | 400 ÷ 800  | 150 ÷ 350 | 150                |
| SCD500494 | 1050            | 345 ÷ 400 | 520 | 410 | 400 ÷ 1000 | 150 ÷ 350 | 150                |
| SCD500495 | 1250            | 345 ÷ 400 | 620 | 520 | 600 ÷ 1100 | 250 ÷ 450 | 190                |
| SCD500496 | 845             | 345 ÷ 400 | 520 | 410 | 400 ÷ 800  | 150 ÷ 350 | 150                |
| SCD500497 | 1050            | 345 ÷ 400 | 520 | 410 | 400 ÷ 1000 | 150 ÷ 350 | 150                |
| SCD500498 | 1250            | 345 ÷ 400 | 620 | 520 | 600 ÷ 1100 | 250 ÷ 450 | 190                |
| SCD500499 | 845             | 345 ÷ 400 | 520 | 410 | 400 ÷ 800  | 150 ÷ 350 | 150                |
| SCD500500 | 1050            | 345 ÷ 400 | 520 | 410 | 400 ÷ 1000 | 150 ÷ 350 | 150                |
| SCD500501 | 1250            | 345 ÷ 400 | 620 | 520 | 600 ÷ 1100 | 250 ÷ 450 | 190                |

| CODE  | DESCRIPTION   | U.M. |  Pieces per box |
|---|---|------|--|
| SCD500493                                     | FLOOR STAND 'INFINITY' 850x400 'BLUE RIVER' GREY DRAIN PAN & 'ZEUS H.100 HIGH ARTICULATED' FOOT MOUNTS  | PCS  | 1  |
| SCD500494                                     | FLOOR STAND 'INFINITY' 1250x500 'BLUE RIVER' GREY DRAIN PAN & 'ZEUS H.100 HIGH ARTICULATED' FOOT MOUNTS   | PCS  | 1  |
| SCD500495                                     | FLOOR STAND 'INFINITY' 1250x500 'BLUE RIVER' GREY DRAIN PAN WITH SUPPORT 'ZEUS H.100 HIGH ARTICULATED'  | PCS  | 1  |
| <b>INFINITY WITH HEATING CABLE 3 M</b>        |   |      |  |
| SCD500496                                     | FLOOR STAND 'INFINITY' 850x400 'BLUE RIVER' GREY DRAIN PAN WITH HEATING CABLE 3 mt. & 'ZEUS H.100 HIGH ARTICULATED' FOOT MOUNTS                 | PCS  | 1  |
| SCD500497                                     | FLOOR STAND 'INFINITY' 1250x500 'BLUE RIVER' GREY DRAIN PAN WITH HEATING CABLE 3 mt. & 'ZEUS H.100 HIGH ARTICULATED' FOOT MOUNTS                | PCS  | 1  |
| SCD500498                                     | FLOOR STAND 'INFINITY' 1250x500 'BLUE RIVER' GREY DRAIN PAN WITH HEATING CABLE 3mt and SUPPORT 'ZEUS H.100 HIGH ARTICULATED'                    | PCS  | 1  |
| <b>INFINITY WITH HEATING CABLE 3+3 M (6M)</b> |   |      |  |
| SCD500499                                     | FLOOR STAND 'INFINITY' 850x400 'BLUE RIVER' GREY DRAIN PAN WITH HEATING CABLE 3 mt. + 3mt. (6 mt.) & 'ZEUS H.100 HIGH ARTICULATED' FOOT MOUNTS  | PCS  | 1  |
| SCD500500                                     | FLOOR STAND 'INFINITY' 1250x500 'BLUE RIVER' GREY DRAIN PAN WITH HEATING CABLE 3 mt. + 3 mt. (6mt.) & 'ZEUS H.100 HIGH ARTICULATED' FOOT MOUNTS | PCS  | 1  |
| SCD500501                                     | FLOOR STAND 'INFINITY' 1250x500 'BLUE RIVER' GREY DRAIN PAN WITH HEATING CABLE 3mt + 3mt (6mt) and SUPPORT 'ZEUS H.100 HIGH ARTICULATED'        | PCS  | 1  |



 **INFINITY FLOOR SUPPORT WITH BLUE RIVER AND EXTREME 100-8 BASES**

**TECHNICAL SPECIFICATIONS**

- Electro-galvanised metal sheet feet
- Polyester exterior feet painted in ivory
- BLUE RIVER basin in ivory ABS PMMA plastic
- Coupling for condensate drain pipe Ø 16
- Includes "NO-SHOCK" 2 Hard + 2 Soft anti-vibration kit
- SBR EXTREME vulcanised rubber floor bases with M8 fastening bolt

**WITH HEATING CABLE 3 M:**

- Includes 15 W/m 3 m heating cable
- Coupling for condensate drain pipe Ø 16

**WITH HEATING CABLE 3 + 3 M**

- Includes 15 W/m 3 m + 3 m (6 m total) heating cable
- Coupling for condensate drain pipe Ø 20
- Equipped with a condensate drain pipe securing clamp
- With 3 m insulated condensate drain pipe

- Electro-galvanised metal sheet feet
- Polyester exterior feet painted in ivory
- BLUE RIVER basin in ivory ABS PMMA plastic
- Coupling for condensate drain pipe Ø 16
- Includes "NO-SHOCK" 2 Hard + 2 Soft anti-vibration kit

 **SUPPORT AU SOL INFINITY BLUE RIVER ET BASES EXTREME 100-8**

**CARACTÉRISTIQUES TECHNIQUES**

- Pieds en tôle électro-galvanisée
- Pieds peints en polyester pour extérieur couleur ivoire
- Bac BLUE RIVER en plastique ABS PMMA couleur ivoire
- Raccord pour tuyau de vidange de condensat Ø 16
- Livré avec le kit anti-vibrations « NO-SHOCK » 2 durs + 2 souples
- Bases de sol caoutchouc vulcanisé SBR EXTRÊME avec boulon de fixation M8

**AVEC CÂBLE CHAUFFANT DE 3 M :**

- Livré avec un câble chauffant de 15 W/m 3 m
- Raccord pour tuyau de vidange de condensat Ø 16

**AVEC CÂBLE CHAUFFANT DE 3 + 3 M**

- Livré avec un câble chauffant de 15 W/m 3 m + 3 m (6 m au total)
- Raccord pour tuyau de vidange de condensat Ø 20
- Équipé d'un collier de fixation de tuyau de vidange de condensat
- Avec tuyau de vidange de condensat isolé de 3 m

- Pieds en tôle électro-galvanisée
- Pieds peints en polyester pour extérieur couleur ivoire
- Bac BLUE RIVER en plastique ABS PMMA couleur ivoire
- Raccord pour tuyau de vidange de condensat Ø 16
- Livré avec le kit anti-vibrations « NO-SHOCK » 2 durs + 2 souples

 **BODENHALTERUNG INFINITY BLUE RIVER UND SOCKEL EXTREME 100-8**

**TECHNISCHE EIGENSCHAFTEN**

- Elektroverzinkte Blechfüße
- Füße in Polyesterbeschichtung für den Außenbereich Elfenbeinfarbe
- BLUE RIVER Schale aus elfenbeinfarbenem ABS-PMMA-Kunststoff
- Anschluss für Kondensatablauf Ø 16
- Komplett mit "NO-SHOCK" 2 Hard + 2 Soft Anti-Vibration Kit
- SBR EXTREME Bodensockel aus vulkanisiertem Gummi mit M8 Befestigungsschraube


**MIT HEIZKABEL 3 M:**

- Komplett mit 15 W/m 3 m Heizkabel
- Anschluss für Kondensatablauf Ø 16

**MIT HEIZKABEL 3 + 3 M**

- Komplett mit 15 W/m 3 m + 3 m (insgesamt 6 m) Heizkabel
- Anschluss für Kondensatablauf Ø 20
- Mit Schelle zur Befestigung des Kondensatabflusses
- Mit isoliertem Kondensatabflussrohr 3 m

- Elektroverzinkte Blechfüße
- Füße in Polyesterbeschichtung für den Außenbereich Elfenbeinfarbe
- BLUE RIVER Schale aus elfenbeinfarbenem ABS-PMMA-Kunststoff
- Anschluss für Kondensatablauf Ø 16
- Komplett mit "NO-SHOCK" 2 Hard + 2 Soft Anti-Vibration Kit

 **MADE IN ITALY**

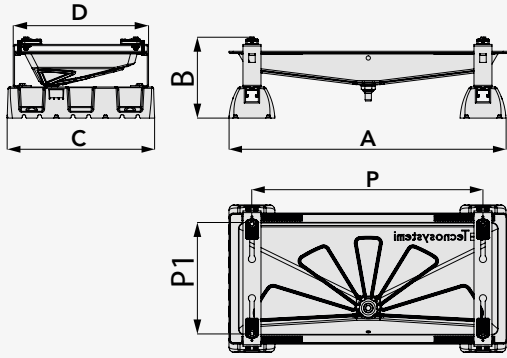


**BlueRiver** 




**Datasheet**





| CODE      | DIMENSIONS [mm] |     |     |     |            |           | LOAD CAPACITY [kg] |
|-----------|-----------------|-----|-----|-----|------------|-----------|--------------------|
|           | A               | B   | C   | D   | P          | P1        |                    |
| SCD500103 | 845             | 240 | 450 | 410 | 800 ÷ 400  | 350 ÷ 150 | 150                |
| SCD500104 | 1050            | 240 | 450 | 410 | 1000 ÷ 400 | 350 ÷ 150 | 150                |
| SCD500256 | 1250            | 240 | 600 | 520 | 1100 ÷ 600 | 450 ÷ 250 | 190                |
| SCD500308 | 845             | 240 | 450 | 410 | 800 ÷ 400  | 350 ÷ 150 | 150                |
| SCD500309 | 1050            | 240 | 450 | 410 | 1000 ÷ 400 | 350 ÷ 150 | 150                |
| SCD500255 | 1250            | 240 | 600 | 520 | 1100 ÷ 600 | 450 ÷ 250 | 190                |
| SCD500310 | 845             | 240 | 450 | 410 | 800 ÷ 400  | 350 ÷ 150 | 150                |
| SCD500311 | 1050            | 240 | 450 | 410 | 1000 ÷ 400 | 350 ÷ 150 | 150                |
| SCD500229 | 1250            | 240 | 600 | 520 | 1100 ÷ 600 | 450 ÷ 250 | 190                |

| CODE  | DESCRIPTION  | U.M. | <br>Pieces per box |
|---|--|------|---|
| SCD500103                                     | FLOOR STAND "INFINITY" W/ SMALL DRAIN PAN "BLUE RIVER + "EXTREME-8-100"  | PCS  | 1   |
| SCD500104                                     | FLOOR STAND "INFINITY" W/ LARGE DRAIN PAN "BLUE RIVER + "EXTREME-8-100"  | PCS  | 1   |
| SCD500256                                     | FLOOR STAND "INFINITY" WITH "BLUE RIVER" DRAIN PAN 1250x500 WITH HEATING CABLE 3mt and SUPPORT "EXTREME - 600"     | PCS  | 1   |
| <b>INFINITY WITH HEATING CABLE 3 M</b>        |  |      |   |
| SCD500308                                     | FLOOR STAND "INFINITY" W/ SMALL DRAIN PAN "BLUE RIVER + 3 MT CABLE + "EXTREME-8-100"                               | PCS  | 1   |
| SCD500309                                     | FLOOR STAND "INFINITY" W/ LARGE DRAIN PAN "BLUE RIVER + 3 MT CABLE + "EXTREME-8-100"                               | PCS  | 1   |
| SCD500255                                     | FLOOR STAND "INFINITY" WITH "BLUE RIVER" DRAIN PAN 1250x500 WITH HEATING CABLE 3mt - EXTREME RUBBER FEET 100-8     | PCS  | 1   |
| <b>INFINITY WITH HEATING CABLE 3+3 M (6M)</b> |  |      |   |
| SCD500310                                     | FLOOR STAND "INFINITY" W/ SMALL DRAIN PAN "BLUE RIVER + 6 MT CABLE + "EXTREME-8-100"                               | PCS  | 1   |
| SCD500311                                     | FLOOR STAND "INFINITY" W/ LARGE DRAIN PAN "BLUE RIVER + 6 MT CABLE + "EXTREME-8-100"                               | PCS  | 1   |
| SCD500229                                     | FLOOR STAND "INFINITY" WITH "BLUE RIVER" DRAIN PAN 1250X500 HEATING CABLE 3mt+3m (6mt) - EXTREME RUBBER FEET 100-8 | PCS  | 1   |



 **FLOOR SUPPORT WITH BLUE RIVER GREY RAL 7016 DRAIN PAN AND BASES EXTREME 100-8**

**TECHNICAL SPECIFICATIONS**

- Bases in electro-galvanized steel sheet
- Bases with outdoor polyester coating, RAL 7016 grey
- BLUE RIVER basin in grey ABS PMMA plastic
- Coupling for condensate drain pipe Ø 16
- Includes "NO-SHOCK" 2 Hard + 2 Soft anti-vibration kit
- SBR EXTREME vulcanised rubber floor bases with M8 fastening bolt

**WITH HEATING CABLE 3 M:**

- Includes 15 W/m 3 m heating cable
- Coupling for condensate drain pipe Ø 16

**WITH HEATING CABLE 3 + 3 M**

- Includes 15 W/m 3 m + 3 m (6 m total) heating cable
- Coupling for condensate drain pipe Ø 20
- Equipped with a condensate drain pipe securing clamp
- With 3 m insulated condensate drain pipe

- Bases in electro-galvanized steel sheet
- Bases with outdoor polyester coating, RAL 7016 grey
- BLUE RIVER basin in grey ABS PMMA plastic
- Coupling for condensate drain pipe Ø 16
- Includes "NO-SHOCK" 2 Hard + 2 Soft anti-vibration kit

 **SUPPORT DE SOL AVEC BAC BLUE RIVER GRIS RAL 7016 ET BASES EXTREME 100-8**

**CARACTÉRISTIQUES TECHNIQUES**

- Bases en tôle électrozinguée
- Bases avec revêtement en polyester pour extérieur, gris RAL 7016
- Bac BLUE RIVER en plastique ABS PMMA couleur gris
- Raccord pour tuyau de vidange de condensat Ø 16
- Livré avec le kit anti-vibrations « NO-SHOCK » 2 durs + 2 souples
- Bases de sol caoutchouc vulcanisé SBR EXTRÊME avec boulon de fixation M8

**AVEC CÂBLE CHAUFFANT DE 3 M :**

- Livré avec un câble chauffant de 15 W/m 3 m
- Raccord pour tuyau de vidange de condensat Ø 16

**AVEC CÂBLE CHAUFFANT DE 3 + 3 M**

- Livré avec un câble chauffant de 15 W/m 3 m + 3 m (6 m au total)
- Raccord pour tuyau de vidange de condensat Ø 20
- Équipé d'un collier de fixation de tuyau de vidange de condensat
- Avec tuyau de vidange de condensat isolé de 3 m

- Bases en tôle électrozinguée
- Bases avec revêtement en polyester pour extérieur, gris RAL 7016
- Bac BLUE RIVER en plastique ABS PMMA couleur gris
- Raccord pour tuyau de vidange de condensat Ø 16
- Livré avec le kit anti-vibrations « NO-SHOCK » 2 durs + 2 souples

 **BODENSTÄNDER MIT BLUE RIVER GRAU SCHALE RAL 7016 UND SOCKEL EXTREME 100-8**

**TECHNISCHE EIGENSCHAFTEN**

- Sockel aus elektrolytisch verzinktem Stahlblech
- Sockel mit Polyesterbeschichtung für den Außenbereich, Grau RAL 7016
- BLUE RIVER Schale aus grauem ABS-PMMA-Kunststoff
- Anschluss für Kondensatablauf Ø 16
- Komplett mit "NO-SHOCK" 2 Hard + 2 Soft Anti-Vibration Kit
- SBR EXTREME Bodensockel aus vulkanisiertem Gummi mit M8 Befestigungsschraube

**MIT HEIZKABEL 3 M:**


- Komplett mit 15 W/m 3 m Heizkabel
- Anschluss für Kondensatablauf Ø 16

**MIT HEIZKABEL 3 + 3 M**

- Komplett mit 15 W/m 3 m + 3 m (insgesamt 6 m) Heizkabel
- Anschluss für Kondensatablauf Ø 20
- Mit Schelle zur Befestigung des Kondensatabflusses
- Mit isoliertem Kondensatabflussrohr 3 m

- Sockel aus elektrolytisch verzinktem Stahlblech
- Sockel mit Polyesterbeschichtung für den Außenbereich, Grau RAL 7016
- BLUE RIVER Schale aus grauem ABS-PMMA-Kunststoff
- Anschluss für Kondensatablauf Ø 16
- Komplett mit "NO-SHOCK" 2 Hard + 2 Soft Anti-Vibration Kit

**NEW**

 **MADE IN ITALY**

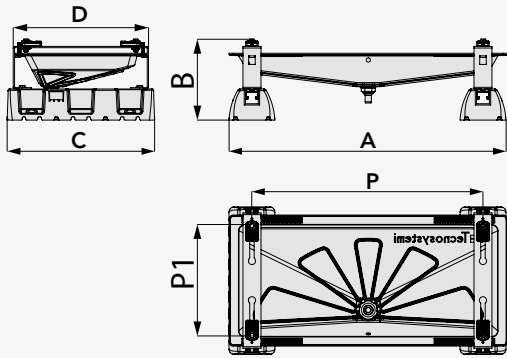


**BlueRiver** 




**Datasheet**





| CODE      | DIMENSIONS [mm] |     |     |     |            |           | LOAD CAPACITY [kg] |
|-----------|-----------------|-----|-----|-----|------------|-----------|--------------------|
|           | A               | B   | C   | D   | P          | P1        |                    |
| SCD500251 | 845             | 240 | 450 | 410 | 800 ÷ 400  | 350 ÷ 150 | 150                |
| SCD500252 | 1050            | 240 | 450 | 410 | 1000 ÷ 400 | 350 ÷ 150 | 150                |
| SCD500267 | 1250            | 240 | 600 | 520 | 1100 ÷ 600 | 450 ÷ 250 | 190                |
| SCD500253 | 845             | 240 | 450 | 410 | 800 ÷ 400  | 350 ÷ 150 | 150                |
| SCD500254 | 1050            | 240 | 450 | 410 | 1000 ÷ 400 | 350 ÷ 150 | 150                |
| SCD500329 | 1250            | 240 | 600 | 520 | 1100 ÷ 600 | 450 ÷ 250 | 190                |
| SCD500319 | 845             | 240 | 450 | 410 | 800 ÷ 400  | 350 ÷ 150 | 150                |
| SCD500320 | 1050            | 240 | 450 | 410 | 1000 ÷ 400 | 350 ÷ 150 | 150                |
| SCD500322 | 1250            | 240 | 600 | 520 | 1100 ÷ 600 | 450 ÷ 250 | 190                |

| CODE  | DESCRIPTION  | U.M. | <br>Pieces per box |
|---|--|------|---|
| SCD500251                                     | FLOOR STAND "INFINITY" WITH GREY RAL 7016 850x400 DRAIN PAN "BLUE RIVER" + "EXTREME 100-8"                                       | PCS  | 1   |
| SCD500252                                     | FLOOR STAND "INFINITY" WITH GREY RAL 7016 1050x400 DRAIN PAN "BLUE RIVER" + "EXTREME 100-8"                                      | PCS  | 1   |
| SCD500267                                     | FLOOR STAND "INFINITY" WITH GREY RAL 7016 1250x500 DRAIN PAN "BLUE RIVER" + "EXTREME 100-8"                                      | PCS  | 1   |
| <b>INFINITY WITH HEATING CABLE 3 M</b>        |  |      |   |
| SCD500253                                     | FLOOR STAND "INFINITY" WITH GREY RAL 7016 850x400 DRAIN PAN "BLUE RIVER" WITH HEATING CABLE 3mt AND "EXTREME 100-8"              | PCS  | 1   |
| SCD500254                                     | FLOOR STAND "INFINITY" WITH GREY RAL 7016 1050x400 DRAIN PAN "BLUE RIVER" WITH HEATING CABLE 3mt AND "EXTREME 100-8"             | PCS  | 1   |
| SCD500329                                     | FLOOR SUPPORT "INFINITY" WITH GREY RAL 7016 1250x500 DRAIN PAN "BLUE RIVER" WITH HEATING CABLE 3mt AND "EXTREME 100-8"           | PCS  | 1   |
| <b>INFINITY WITH HEATING CABLE 3+3 M (6M)</b> |  |      |   |
| SCD500319                                     | FLOOR SUPPORT "INFINITY" WITH GREY RAL 7016 850x400 DRAIN PAN "BLUE RIVER" WITH HEATING CABLE 3mt+3mt (6mt) AND "EXTREME 100-8"  | PCS  | 1   |
| SCD500320                                     | FLOOR SUPPORT "INFINITY" WITH GREY RAL 7016 1050x400 DRAIN PAN "BLUE RIVER" WITH HEATING CABLE 3mt+3mt (6mt) AND "EXTREME 100-8" | PCS  | 1   |
| SCD500322                                     | FLOOR STAND "INFINITY" WITH GREY RAL 7016 1250x500 DRAIN PAN "BLUE RIVER" WITH HEATING CABLE 3mt+3mt (6mt) AND "EXTREME 100-8"   | PCS  | 1   |



**INFINITY FLOOR SUPPORT WITH BLUE RIVER AND 3 EXTREME 100-8 BASES**

**TECHNICAL SPECIFICATIONS**

- Bases in electro-galvanized steel sheet
- Bases with outdoor polyester coating, ivory colour
- BLUE RIVER basin in ivory ABS PMMA plastic
- Coupling for condensate drain pipe Ø 16
- Includes "NO-SHOCK" 2 Hard + 2 Soft anti-vibration kit
- SBR EXTREME vulcanised rubber floor bases with M8 fastening bolt

**SUPPORT AU SOL INFINITY AVEC BLUE RIVER ET 3 BASES EXTREME 100-8**


**CARACTÉRISTIQUES TECHNIQUES**

- Bases en tôle électrozinguée
- Bases avec revêtement en polyester pour extérieur, couleur ivoire
- Bac BLUE RIVER en plastique ABS PMMA couleur ivoire
- Raccord pour tuyau de vidange de condensat Ø 16
- Livré avec le kit anti-vibrations « NO-SHOCK » 2 durs + 2 souples
- Bases de sol caoutchouc vulcanisé SBR EXTRÊME avec boulon de fixation M8

**BODENHALTERUNG INFINITY BLUE RIVER UND 3 SOCKEL EXTREME 100-8**

**TECHNISCHE EIGENSCHAFTEN**

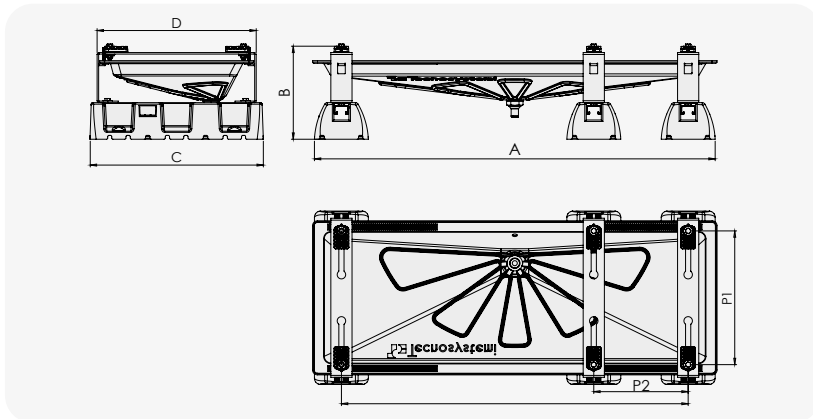
- Sockel aus elektrolytisch verzinktem Stahlblech
- Sockel mit Polyesterbeschichtung für den Außenbereich, Farbe Elfenbein
- BLUE RIVER Schale aus elfenbeinfarbenem ABS-PMMA-Kunststoff
- Anschluss für Kondensatablauf Ø 16
- Komplett mit "NO-SHOCK" 2 Hard + 2 Soft Anti-Vibration Kit
- SBR EXTREME Bodensockel aus vulkanisiertem Gummi mit M8 Befestigungsschraube



MADE IN ITALY



Recommended for the heat pumps



| CODE                 | DESCRIPTION  | DIMENSIONS [mm] |     |     |     |            |           |           | LOAD CAPACITY [kg] | U.M. | Pieces per box |
|----------------------|--|-----------------|-----|-----|-----|------------|-----------|-----------|--------------------|------|----------------|
|                      |  | A               | B   | C   | D   | P          | P1        | P2        |                    |      |                |
| SCD500224            | FLOOR STAND "INFINITY" W/ MEDIUM DRAIN PAN "BLUE RIVER + 3 pcs "EXTREME-8-100"   | 1050            | 240 | 450 | 410 | 400 ÷ 1000 | 150 ÷ 350 | 140 ÷ 250 | 170                | PCS  | 1              |
| SCD500225            | FLOOR STAND "INFINITY" W/ LARGE DRAIN PAN "BLUE RIVER + 3 pcs "EXTREME-8-100"  | 1250            | 240 | 600 | 520 | 600 ÷ 1100 | 250 ÷ 450 | 140 ÷ 400 | 200                | PCS  | 1              |
| SCD500330            | FLOOR STAND "INFINITY" W/DRAIN PAN "BLUE RIVER 1250X500 + 3m CABLE + 3 FEET "EXTREME-8-100"  | 1250            | 240 | 600 | 520 | 600 ÷ 1100 | 250 ÷ 450 | 140 ÷ 400 | 200                | PCS  | 1              |
| <b>NEW</b> SCD500473 | FLOOR STAND INFINITY WITH DRAIN PAN BLUE RIVER IVORY 1050x400 WITH HEATING CABLE 3mt AND 3 pcs RUBBER FEET EXTREME 100-8               | 1050            | 240 | 450 | 410 | 400 ÷ 1000 | 150 ÷ 350 | 140 ÷ 250 | 170                | PCS  | 1              |
| <b>NEW</b> SCD500478 | FLOOR STAND 'INFINITY' 1250x400 GREY DRAIN PAN 'BLUE RIVER + 3 pcs 'EXTREME-8-100' --- WIDER BRACKET 562mm                             | 1250            | 240 | 600 | 520 | 600 ÷ 1100 | 250 ÷ 500 | 140 ÷ 400 | 200                | PCS  | 1              |
| <b>NEW</b> SCD500480 | FLOOR STAND INFINITY CON DRAIN PAN BLUE RIVER IVORY 1250x500 WIDER BRACKETS WITH HEATING CABLE 3mt AND 3 pcs RUBBER FEET EXTREME 100-8 | 1250            | 240 | 600 | 520 | 600 ÷ 1100 | 250 ÷ 500 | 140 ÷ 400 | 200                | PCS  | 1              |

**FLOOR SUPPORT WITH BLUE RIVER GREY RAL 7016 DRAIN PAN AND 3 EXTREME 100-8 BASES**

**TECHNICAL SPECIFICATIONS**

- Electro-galvanised metal sheet feet
- Polyester exterior feet painted in grey RAL 7016
- BLUE RIVER basin in grey ABS PMMA plastic
- Coupling for condensate drain pipe Ø 16
- Includes "NO-SHOCK" 2 Hard + 2 Soft anti-vibration kit
- SBR EXTREME vulcanised rubber floor bases with M8 fastening bolt

**SUPPORT AU SOL INFINITY AVEC BLUE RIVER ET 3 BASES EXTREME 100-8**

**CARACTÉRISTIQUES TECHNIQUES**

- Pieds en tôle électro-galvanisée
- Pieds peints en polyester pour extérieur couleur gris RAL 7016
- Bac BLUE RIVER en plastique ABS PMMA couleur gris
- Raccord pour tuyau de vidange de condensat Ø 16
- Livré avec le kit anti-vibrations « NO-SHOCK » 2 durs + 2 souples
- Bases de sol caoutchouc vulcanisé SBR EXTRÊME avec boulon de fixation M8

**BODENHALTERUNG MIT WANNE BLUE RIVER, GRAU RAL 7016, UND 3 SOCKELN EXTREME 100-8**

**TECHNISCHE EIGENSCHAFTEN**

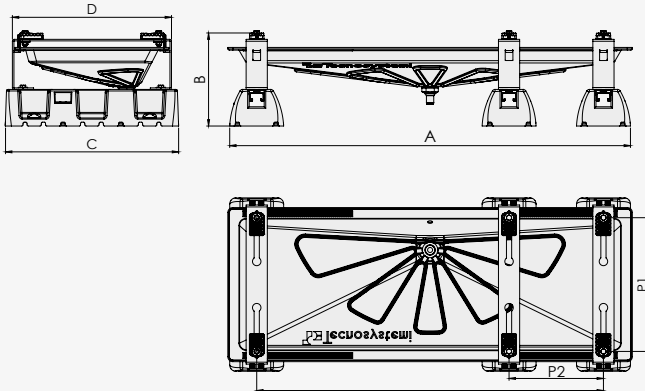
- Elektroverzinkte Blechfüße
- Außenfüße aus Polyester grau lackiert RAL 7016
- BLUE RIVER Schale aus grauem ABS-PMMA-Kunststoff
- Anschluss für Kondensatablauf Ø 16
- Komplett mit "NO-SHOCK" 2 Hard + 2 Soft Anti-Vibration Kit
- SBR EXTREME Bodensockel aus vulkanisiertem Gummi mit M8 Befestigungsschraube

**NEW**

**BlueRiver**



**MADE IN ITALY**



**Recommended for the heat pumps**

**Datasheet**



| CODE      | DESCRIPTION  | DIMENSIONS [mm] |     |     |     |            |           | LOAD CAPACITY [kg] | U.M. | Pieces per box |    |
|-----------|--|-----------------|-----|-----|-----|------------|-----------|--------------------|------|----------------|----|
|           |  | A               | B   | C   | D   | P          | P1        |                    |      |                | P2 |
| SCD500474 | FLOOR STAND 'INFINITY' 1050x400 GREY DRAIN PAN 'BLUE RIVER + 3 pcs 'EXTREME-8-100'                                     | 1050            | 240 | 450 | 410 | 1000 ÷ 400 | 350 ÷ 150 | 140 ÷ 250          | 170  | PCS            | 1  |
| SCD500476 | FLOOR STAND 'INFINITY' 1250x400 GREY DRAIN PAN 'BLUE RIVER + 3 pcs 'EXTREME-8-100'                                     | 1250            | 240 | 600 | 520 | 1100 ÷ 600 | 450 ÷ 250 | 140 ÷ 400          | 200  | PCS            | 1  |
| SCD500475 | FLOOR STAND 'INFINITY' 1050x400 GREY DRAIN PAN 'BLUE RIVER + 3m CABLE + 3 FEET 'EXTREME-8-100'                         | 1050            | 240 | 450 | 410 | 1000 ÷ 400 | 350 ÷ 150 | 140 ÷ 250          | 170  | PCS            | 1  |
| SCD500477 | FLOOR STAND 'INFINITY' 1250x500 GREY DRAIN PAN 'BLUE RIVER + 3m CABLE + 3 pcs 'EXTREME-8-100'                          | 1250            | 240 | 600 | 520 | 1100 ÷ 600 | 450 ÷ 250 | 140 ÷ 400          | 200  | PCS            | 1  |
| SCD500479 | FLOOR STAND 'INFINITY' 1250x500 GREY DRAIN PAN 'BLUE RIVER + 3 pcs 'EXTREME-8-100'                                     | 1250            | 240 | 600 | 520 | 1100 ÷ 600 | 450 ÷ 250 | 140 ÷ 400          | 200  | PCS            | 1  |
| SCD500481 | FLOOR STAND 'INFINITY' 1250x500 GREY DRAIN PAN 'BLUE RIVER + 3m CABLE + 3 FEET 'EXTREME-8-100' --- WIDER BRACKET 562mm | 1250            | 240 | 600 | 520 | 1100 ÷ 600 | 450 ÷ 250 | 140 ÷ 400          | 200  | PCS            | 1  |

## FLOOR STAND

### TECHNICAL SPECIFICATIONS

- Made of galvanized metal sheet
- Outdoor polyester coating in ivory color, and on request, outdoor polyester coating in gray or black
- Equipped with adjustable legs for levelling
- Ready for fastening condensate drain pan
- Includes "NO-SHOCK" 2 Hard + 2 Soft anti-vibration kit
- High mechanical strength

## SUPPORT AU SOL

### CARACTÉRISTIQUES TECHNIQUES

- Fabriqué en tôle galvanisée
- Revêtement polyester extérieur de couleur ivoire, et sur demande, revêtement polyester extérieur gris ou noir
- Équipé de pieds réglables pour une mise à niveau
- Prédéposé pour la fixation du bassin de collecte des condensats
- Livré avec le kit anti-vibrations « NO-SHOCK » 2 durs + 2 souples
- Résistance mécanique élevée

## BODENHALTERUNG

### TECHNISCHE EIGENSCHAFTEN

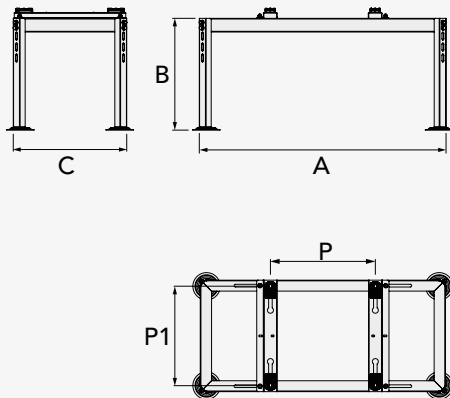
- Aus verzinktem Blech
- Außen-Polyesterlackierung in Elfenbeinfarbe und auf Anfrage Polyester-Außenlackierung in Grau oder Schwarz
- Mit verstellbaren Beinen zum Nivellieren
- Vorbereitet für die Befestigung des Kondensatsammelbeckens
- Komplett mit "NO-SHOCK" 2 Hard + 2 Soft Anti-Vibration Kit
- Hohe mechanische Festigkeit



On request in  
BLACK version



On request in  
GREY version



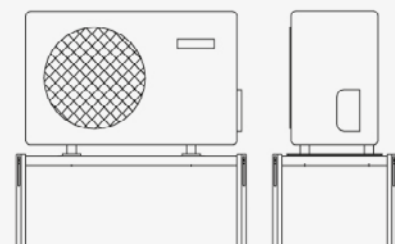
| DIMENSIONS [mm] |      |     |     |           |           |
|-----------------|------|-----|-----|-----------|-----------|
| CODE            | A    | B   | C   | P         | P1        |
| SCD500002       | 900  | 410 | 415 | 325 ÷ 715 | 220 ÷ 360 |
| SCD500003       | 945  | 410 | 488 | 325 ÷ 715 | 280 ÷ 435 |
| SCD500004       | 1015 | 410 | 560 | 385 ÷ 780 | 310 ÷ 510 |
| SCD500445       | 900  | 410 | 415 | 325 ÷ 715 | 220 ÷ 360 |
| SCD500437       | 945  | 410 | 488 | 325 ÷ 715 | 280 ÷ 435 |
| SCD500438       | 1015 | 410 | 560 | 385 ÷ 780 | 310 ÷ 510 |
| SCD500272       | 900  | 410 | 415 | 325 ÷ 715 | 220 ÷ 360 |
| SCD500273       | 945  | 410 | 488 | 325 ÷ 715 | 280 ÷ 435 |
| SCD500274       | 1015 | 410 | 560 | 385 ÷ 780 | 310 ÷ 510 |

Compatible with our floor anti-vibration dampers with M8 screw - page 197-198

### EXAMPE OF INSTALLATION OF A "BLUE RIVER"



### EXAMPE OF INSTALLATION OF AN OUTDOOR UNIT



### CHART TO SELECT THE EMPIRE FLOOR STAND SUITABLE FOR THE CONDENSATE DRAIN PANS

| CODE      | "BLUE RIVER"<br>DRAIN PAN<br>850x400 |                        |                        | "BLUE RIVER"<br>DRAIN PAN<br>1050x400 |                        |                        | "BLUE RIVER"<br>DRAIN PAN<br>1250x500 |                        |                        | DRAIN PAN<br>820x340 |          | DRAIN PAN<br>980x390 |           | DRAIN PAN<br>1500x550  |                        |                        |
|-----------|--------------------------------------|------------------------|------------------------|---------------------------------------|------------------------|------------------------|---------------------------------------|------------------------|------------------------|----------------------|----------|----------------------|-----------|------------------------|------------------------|------------------------|
|           | 11100100F<br>SCD300050               | SCD300078<br>SCD300068 | SCD300079<br>SCD300069 | 11100101F<br>SCD300051                | SCD300072<br>SCD300073 | SCD300080<br>SCD300081 | SCD300030<br>SCD300052                | SCD300076<br>SCD300077 | SCD300082<br>SCD300083 | 11100105             | 11100100 | SCD300065            | SCD300066 | SCD300101<br>SCD300102 | SCD300103<br>SCD300104 | SCD300105<br>SCD300106 |
| SCD500002 | •                                    | •                      | •                      |                                       |                        |                        |                                       |                        |                        | •                    |          |                      |           |                        |                        |                        |
| SCD500003 | •                                    | •                      | •                      | •                                     | •                      | •                      |                                       |                        |                        | •                    | •        | •                    | •         |                        |                        |                        |
| SCD500004 | •                                    | •                      | •                      | •                                     | •                      | •                      |                                       |                        |                        | •                    | •        | •                    | •         |                        |                        |                        |
| SCD500445 | •                                    | •                      | •                      |                                       |                        |                        |                                       |                        |                        | •                    |          |                      |           |                        |                        |                        |
| SCD500453 |                                      |                        |                        |                                       |                        |                        | •                                     | •                      | •                      |                      |          |                      |           |                        |                        |                        |
| SCD500465 |                                      |                        |                        |                                       |                        |                        |                                       |                        |                        |                      |          |                      |           | •                      | •                      | •                      |
| SCD500437 | •                                    | •                      | •                      | •                                     | •                      | •                      |                                       |                        |                        | •                    | •        | •                    | •         |                        |                        |                        |
| SCD500438 | •                                    | •                      | •                      | •                                     | •                      | •                      |                                       |                        |                        | •                    | •        | •                    | •         |                        |                        |                        |
| SCD500272 | •                                    | •                      | •                      |                                       |                        |                        |                                       |                        |                        | •                    |          |                      |           |                        |                        |                        |
| SCD500273 | •                                    | •                      | •                      | •                                     | •                      | •                      |                                       |                        |                        | •                    | •        | •                    | •         |                        |                        |                        |
| SCD500274 | •                                    | •                      | •                      | •                                     | •                      | •                      |                                       |                        |                        | •                    | •        | •                    | •         |                        |                        |                        |
| SCD500454 |                                      |                        |                        |                                       |                        |                        | •                                     | •                      | •                      |                      |          |                      |           |                        |                        |                        |
| SCD500466 |                                      |                        |                        |                                       |                        |                        |                                       |                        |                        |                      |          |                      |           | •                      | •                      | •                      |



On request in  
BLACK version

On request in  
GREY version

| CODE      | DESCRIPTION                         | COLOUR | LOAD CAPACITY [kg] | U.M. |  Pieces per box |
|-----------|-------------------------------------|--------|--------------------|------|--|
| SCD500002 | FLOOR STAND "EMPIRE EVO 440"        | IVORY  | 100                | PCS  | 1  |
| SCD500003 | FLOOR STAND "EMPIRE EVO 480"        | IVORY  | 150                | PCS  | 1  |
| SCD500004 | FLOOR STAND "EMPIRE EVO 550"        | IVORY  | 200                | PCS  | 1  |
| SCD500445 | EMPIRE BLACK EVO 440 SUPPORT        | BLACK  | 100                | PCS  | 1  |
| SCD500437 | EMPIRE BLACK EVO 480 FLOOR BRACKET  | BLACK  | 150                | PCS  | 1  |
| SCD500438 | EMPIRE BLACK EVO 550 FLOOR SUPPORT  | BLACK  | 200                | PCS  | 1  |
| SCD500272 | FLOOR STAND "EMPIRE EVO 440" - GREY | GREY   | 100                | PCS  | 1  |
| SCD500273 | FLOOR STAND "EMPIRE EVO 480" - GREY | GREY   | 150                | PCS  | 1  |
| SCD500274 | FLOOR STAND "EMPIRE EVO 550" - GREY | GREY   | 200                | PCS  | 1  |

Datasheet



## FLOOR STAND

### TECHNICAL SPECIFICATIONS

- Made of galvanized metal sheet
- Outdoor polyester coating in ivory color, and on request, outdoor polyester coating in gray or black
- Equipped with adjustable legs for levelling
- Ready for fastening condensate drain pan
- Includes "NO-SHOCK" 2 Hard + 2 Soft anti-vibration kit
- High mechanical strength

## SUPPORT AU SOL

### CARACTÉRISTIQUES TECHNIQUES


- Fabriqué en tôle galvanisée
- Revêtement polyester extérieur de couleur ivoire, et sur demande, revêtement polyester extérieur gris ou noir
- Équipé de pieds réglables pour une mise à niveau
- Prédéposé pour la fixation du bassin de collecte des condensats
- Livré avec le kit anti-vibrations « NO-SHOCK » 2 durs + 2 souples
- Résistance mécanique élevée

## BODENHALTERUNG

### TECHNISCHE EIGENSCHAFTEN

- Aus verzinktem Blech
- Außen-Polyesterlackierung in Elfenbeinfarbe und auf Anfrage Polyester-Außenlackierung in Grau oder Schwarz
- Mit verstellbaren Beinen zum Nivellieren
- Vorbereitet für die Befestigung des Kondensatsammelbeckens
- Komplett mit "NO-SHOCK" 2 Hard + 2 Soft Anti-Vibration Kit
- Hohe mechanische Festigkeit



| CODE      | DESCRIPTION  | DIMENSIONS [mm] |     |     |            |           | LOAD CAPACITY [kg] | U.M. |  Pieces per box |
|-----------|--|-----------------|-----|-----|------------|-----------|--------------------|------|--|
|           |  | A               | B   | C   | P          | P1        |                    |      |  |
| SCD500453 | FLOOR STAND "EMPIRE EVO 600"                         | 1300            | 410 | 600 | 765 - 1150 | 310 - 560 | 200                | PCS  | 1  |
| SCD500454 | FLOOR STAND "EMPIRE EVO 600" - GREY                  | 1300            | 410 | 600 | 765 - 1150 | 310 - 560 | 200                | PCS  | 1  |
| SCD500465 | FLOOR STAND 'EMPIRE EVO 600' WITH 3 CROSSBARS        | 1550            | 410 | 600 | 970 - 1350 | 310 - 560 | 250                | PCS  | 1  |
| SCD500466 | FLOOR STAND 'EMPIRE EVO 600' WITH 3 CROSSBARS - GREY | 1550            | 410 | 600 | 970 - 1350 | 310 - 560 | 250                | PCS  | 1  |

[Datasheet](#)




## FLOOR BRACKET CROSSBAR KIT "EMPIRE" AND "MERCURY EVO"

## KIT DE BARRES TRANSVERSALES DE SUPPORT AU SOL "EMPIRE" ET "MERCURY EVO"

## QUERBALKEN-SET BODENHALTERUNG "EMPIRE" UND "MERCURY EVO"



WITH ANTI-VIBRATION NO-SHOCK "HARD" MODEL

| CODE      | DESCRIPTION  | U.M. |  Pieces per box |
|-----------|--|------|--|
| SCD500150 | CROSSBAR for "EMPIRE 440" and "MERCURY 440" FLOOR STANDS (1 PC)        | KIT  | 1  |
| SCD500151 | CROSSBAR for "EMPIRE 480" and "MERCURY 480" FLOOR STANDS (1 PC)        | KIT  | 1  |
| SCD500152 | CROSSBAR for "EMPIRE 550" and "MERCURY 550" FLOOR STANDS (1 PC)        | KIT  | 1  |
| SCD500455 | SINGLE CROSSBAR KIT FOR FLOOR BRACKET IVORY 600                        | KIT  | 1  |
| SCD500460 | CROSSBAR for "EMPIRE 440" and "MERCURY 440" FLOOR STANDS - GREY (1 PC) | KIT  | 1  |
| SCD500461 | CROSSBAR for "EMPIRE 480" and "MERCURY 480" FLOOR STANDS - GREY (1 PC) | KIT  | 1  |
| SCD500462 | CROSSBAR for "EMPIRE 550" and "MERCURY 550" FLOOR STANDS - GREY (1 PC) | KIT  | 1  |
| SCD500456 | SINGLE CROSSBAR KIT FOR FLOOR BRACKET GREY 600                         | KIT  | 1  |
| SCD500457 | SINGLE CROSSBAR KIT FOR FLOOR BRACKET, BLACK 440                       | KIT  | 1  |
| SCD500458 | SINGLE CROSSBAR KIT FOR FLOOR BRACKET BLACK 480                        | KIT  | 1  |
| SCD500459 | SINGLE CROSSBAR KIT FOR FLOOR BRACKET BLACK 550                        | KIT  | 1  |

[Datasheet](#)



## FLOOR STAND

### TECHNICAL SPECIFICATIONS

- Made of galvanized metal sheet
- Outdoor polyester coating in ivory
- Equipped with adjustable legs for levelling
- Ready for fastening condensate drain pan
- Includes "NO-SHOCK" 2 Hard + 2 Soft anti-vibration kit
- High mechanical strength

## SUPPORT AU SOL

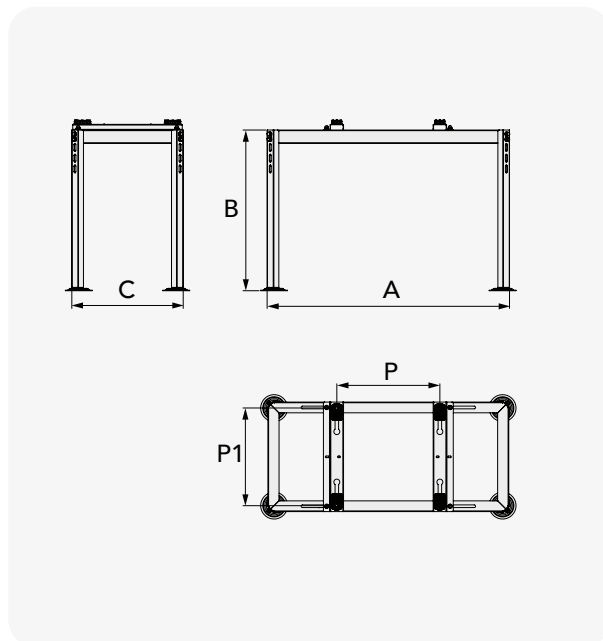
### CARACTÉRISTIQUES TECHNIQUES

- Fabriqué en tôle galvanisée
- Peinture polyester d'extérieur couleur ivoire
- Équipé de pieds réglables pour une mise à niveau
- Prédéposé pour la fixation du bassin de collecte des condensats
- Livré avec le kit anti-vibrations « NO-SHOCK » 2 durs + 2 souples
- Résistance mécanique élevée

## BODENHALTERUNG

### TECHNISCHE EIGENSCHAFTEN


- Aus verzinktem Blech
- Polyesterbeschichtung für den Außenbereich Elfenbeinfarbe
- Mit verstellbaren Beinen zum Nivellieren
- Vorbereitet für die Befestigung des Kondensatsammelbeckens
- Komplett mit "NO-SHOCK" 2 Hard + 2 Soft Anti-Vibration Kit
- Hohe mechanische Festigkeit



Compatible with our floor anti-vibration dampers with M8 screw - page 197-198

### CHART TO SELECT THE EMPIRE FLOOR STAND SUITABLE FOR THE CONDENSATE DRAIN PANS

| CODE      | "BLUE RIVER" DRAIN PAN<br>850x400 |                        |                        | "BLUE RIVER" DRAIN PAN<br>1050x400 |                        |                        | "SMALL" CONDENSATE<br>DRAIN PAN 820x340 | "BIG" CONDENSATE<br>DRAIN PAN 980x390 |           |           |
|-----------|-----------------------------------|------------------------|------------------------|------------------------------------|------------------------|------------------------|---|---------------------------------------|-----------|-----------|
|           | 11100100F                         | SCD300078<br>SCD300068 | SCD300079<br>SCD300069 | 11100101F                          | SCD300072<br>SCD300073 | SCD300080<br>SCD300081 | 11100105                                | 11100100                              | SCD300065 | SCD300066 |
| SCD500025 | •                                 | •                      | •                      |                                    |                        |                        | •                                       |                                       |           |           |
| SCD500026 | •                                 | •                      | •                      | •                                  | •                      | •                      | •                                       | •                                     | •         | •         |
| SCD500027 | •                                 | •                      | •                      | •                                  | •                      | •                      | •                                       | •                                     | •         | •         |

| CODE      | DESCRIPTION               | DIMENSIONS [mm] |     |     |           |           | LOAD<br>CAPACITY<br>[kg] | U.M. | <br>Pieces<br>per box |
|-----------|---------------------------|-----------------|-----|-----|-----------|-----------|--------------------------|------|--|
|           |                           | A               | B   | C   | P         | P1        |                          |      |  |
| SCD500025 | FLOOR STAND "MERCURY 440" | 900             | 600 | 415 | 325 ÷ 715 | 220 ÷ 360 | 100                      | PCS  | 1  |
| SCD500026 | FLOOR STAND "MERCURY 480" | 945             | 600 | 485 | 325 ÷ 715 | 280 ÷ 435 | 150                      | PCS  | 1  |
| SCD500027 | FLOOR STAND "MERCURY 550" | 1015            | 600 | 560 | 385 ÷ 780 | 310 ÷ 510 | 200                      | PCS  | 1  |

[Datasheet](#)



## FLOOR STAND

### TECHNICAL SPECIFICATIONS

- Made of galvanized metal sheet
- Outdoor polyester coating in ivory
- Equipped with adjustable legs for levelling
- Ready for fastening condensate drain pan
- Ready for crosspiece kit for fastening second outdoor unit
- Includes "NO-SHOCK" 2 Hard + 2 Soft anti-vibration kit
- High mechanical strength

## SUPPORT AU SOL

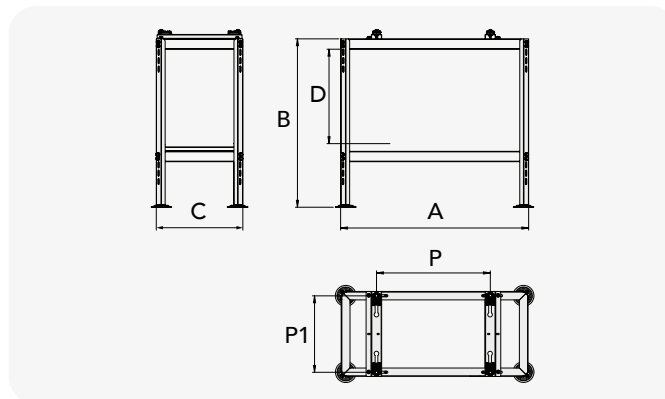
### CARACTÉRISTIQUES TECHNIQUES

- Fabriqué en tôle galvanisée
- Peinture polyester d'extérieur couleur ivoire
- Équipé de pieds réglables pour une mise à niveau
- Prédéposé pour la fixation du bassin de collecte des condensats
- Prédéposé pour les kits de barres transversales pour la fixation de la deuxième unité extérieure
- Livré avec le kit anti-vibrations « NO-SHOCK » 2 durs + 2 souples
- Résistance mécanique élevée

## BODENHALTERUNG

### TECHNISCHE EIGENSCHAFTEN


- Aus verzinktem Blech
- Polyesterbeschichtung für den Außenbereich Elfenbeinfarbe
- Mit verstellbaren Beinen zum Nivellieren
- Vorbereitet für die Befestigung des Kondensatsammelbeckens
- Vorbereitet für Traversensätze zur Sicherung der zweiten Außeneinheit
- Komplett mit "NO-SHOCK" 2 Hard + 2 Soft Anti-Vibration Kit
- Hohe mechanische Festigkeit



Compatible with our floor anti-vibration dampers with M8 screw - page 197-198

## CHART TO SELECT THE EMPIRE FLOOR STAND SUITABLE FOR THE CONDENSATE DRAIN PANS

| CODE      | "BLUE RIVER" DRAIN PAN 850x400 |                        |                        | "BLUE RIVER" DRAIN PAN 1050x400 |                        |                        | "SMALL" CONDENSATE DRAIN PAN 820x340 | "BIG" CONDENSATE DRAIN PAN 980x390 |           |           |
|-----------|--------------------------------|------------------------|------------------------|---------------------------------|------------------------|------------------------|--------------------------------------|------------------------------------|-----------|-----------|
|           | 11100100F                      | SCD300078<br>SCD300068 | SCD300079<br>SCD300069 | 11100101F                       | SCD300072<br>SCD300073 | SCD300080<br>SCD300081 | 11100105                             | 11100100                           | SCD300065 | SCD300066 |
| SCD500005 | •                              | •                      | •                      | •                               | •                      | •                      | •                                    | •                                  | •         | •         |
| SCD500006 | •                              | •                      | •                      | •                               | •                      | •                      | •                                    | •                                  | •         | •         |
| SCD500007 | •                              | •                      | •                      | •                               | •                      | •                      | •                                    | •                                  | •         | •         |

| CODE      | DESCRIPTION                   | DIMENSIONS [mm] |     |     |           |           |           | LOAD CAPACITY [kg] | U.M. |  Pieces per box |
|-----------|-------------------------------|-----------------|-----|-----|-----------|-----------|-----------|--------------------|------|--|
|           |                               | A               | B   | C   | P         | P1        | D         |                    |      |  |
| SCD500005 | FLOOR STAND "FREEDOM EVO 440" | 900             | 810 | 415 | 325 ÷ 715 | 220 ÷ 360 | 471 ÷ 590 | 150                | PCS  | 1  |
| SCD500006 | FLOOR STAND "FREEDOM EVO 480" | 945             | 810 | 485 | 325 ÷ 715 | 280 ÷ 435 | 471 ÷ 590 | 200                | PCS  | 1  |
| SCD500007 | FLOOR STAND "FREEDOM EVO 550" | 1015            | 810 | 560 | 385 ÷ 780 | 310 ÷ 510 | 471 ÷ 590 | 250                | PCS  | 1  |


[Datasheet](#)




## FLOOR BRACKET CROSSBAR KIT

## KIT DE BARRES TRANSVERSALES DE SUPPORT AU SOL

## QUERBALKEN-SET BODENHALTERUNG



See freedom evo floor-standing bracket for technical characteristics we recommend using on air conditioning units with a maximum height of 580mm

| CODE      | DESCRIPTION                                     | U.M. |  Pieces per box |
|-----------|---|------|--|
| SCD500028 | CROSS BAR KIT FOR 2' UNIT - FOR FREEDOM EVO 440 | KIT  | 1  |
| SCD500029 | CROSS BAR KIT FOR 2' UNIT - FOR FREEDOM EVO 480 | KIT  | 1  |
| SCD500030 | CROSS BAR KIT FOR 2' UNIT - FOR FREEDOM EVO 550 | KIT  | 1  |

MADE IN ITALY

[Datasheet](#)



# SPT2

MADE IN ITALY

## TELESCOPIC FLOOR WALL BRACKET

### TECHNICAL SPECIFICATIONS

- Made of galvanized metal sheet
- Outdoor polyester coating in ivory
- "NO-SHOCK" sliding vibration dampers supplied
- Adjustable floor anti-vibration feet
- Ready for fastening "Blue River" condensate drain pan

## SUPPORT AU SOL TÉLESCOPIQUE SPT2

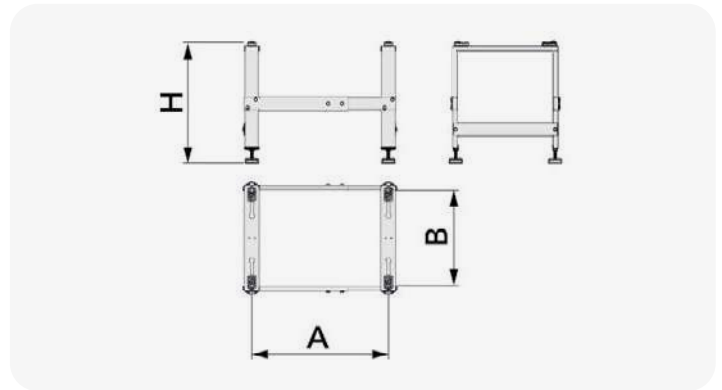
### CARACTÉRISTIQUES TECHNIQUES

- Fabriqué en tôle galvanisée
- Peinture polyester d'extérieur couleur ivoire
- Plots anti-vibrations coulissants « NO-SHOCK » fournis
- Pieds de sol anti-vibrations réglables
- Prédéposé pour la réparation du bassin collecteur de condensats "Blue River"

## TELESKOPISCHER BODENKONSOLE

### TECHNISCHE EIGENSCHAFTEN

- Aus verzinktem Blech
- Polyesterbeschichtung für den Außenbereich Elfenbeinfarbe
- "NO-SHOCK" gleitende Schwingungsdämpfer im Lieferumfang enthalten
- Verstellbare, vibrationsfreie Bodenfüße
- Vorbereitet für die Befestigung des "Blue River" Kondensatsammelbeckens



| CODE      | DESCRIPTION                                     | DIMENSIONS [mm] |     |           | LOAD CAPACITY [kg] | U.M. | Pieces per box |
|-----------|---|-----------------|-----|-----------|--------------------|------|----------------|
|           |   | A               | H   | B         |                    |      |                |
| SCD500050 | "SPT2" MINI-CHILLER TELESCOPIC FLOOR STAND H450 | 585 ÷ 750       | 500 | 210 ÷ 400 | 150                | PCS  | 1              |
| SCD500051 | "SPT2" MINI-CHILLER TELESCOPIC FLOOR STAND H250 | 585 ÷ 750       | 300 | 210 ÷ 400 | 150                | PCS  | 1              |

Datasheet



# SPT3

MADE IN ITALY

## TELESCOPIC FLOOR STAND MINI-CHILLER

### TECHNICAL SPECIFICATIONS

- Made of galvanized metal sheet
- Outdoor polyester coating in ivory
- "NO-SHOCK" sliding vibration dampers supplied
- Adjustable floor anti-vibration feet
- Ready for fastening "Blue River" condensate drain pan

## SUPPORT AU PLANCHER TÉLESCOPIQUE MINI-CHILLER

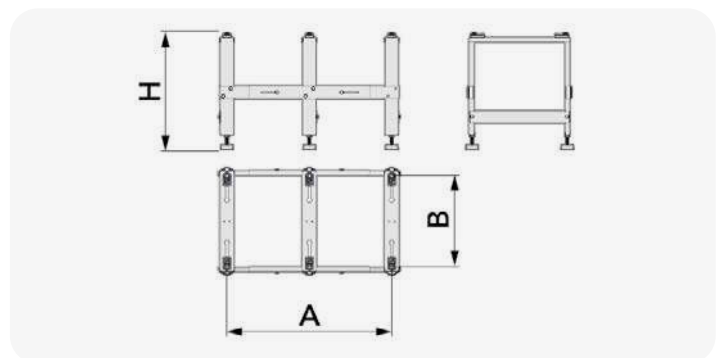
### CARACTÉRISTIQUES TECHNIQUES

- Fabriqué en tôle galvanisée
- Peinture polyester d'extérieur couleur ivoire
- Plots anti-vibrations coulissants « NO-SHOCK » fournis
- Pieds de sol anti-vibrations réglables
- Prédéposé pour la réparation du bassin collecteur de condensats "Blue River"

## TELESKOPISCHER BODENHALTERUNG MINI-CHILLER

### TECHNISCHE EIGENSCHAFTEN

- Aus verzinktem Blech
- Polyesterbeschichtung für den Außenbereich Elfenbeinfarbe
- "NO-SHOCK" gleitende Schwingungsdämpfer im Lieferumfang enthalten
- Verstellbare, vibrationsfreie Bodenfüße
- Vorbereitet für die Befestigung des "Blue River" Kondensatsammelbeckens



| CODE      | DESCRIPTION                                     | DIMENSIONS [mm] |     |           | LOAD CAPACITY [kg] | U.M. | Pieces per box |
|-----------|---|-----------------|-----|-----------|--------------------|------|----------------|
|           |   | A               | H   | B         |                    |      |                |
| SCD500047 | "SPT3" MINI-CHILLER TELESCOPIC FLOOR STAND H450 | 740 ÷ 940       | 500 | 210 ÷ 400 | 150                | PCS  | 1              |
| SCD500049 | "SPT3" MINI-CHILLER TELESCOPIC FLOOR STAND H250 | 740 ÷ 940       | 300 | 210 ÷ 400 | 150                | PCS  | 1              |

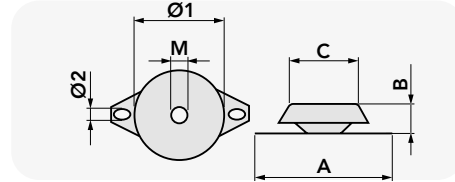
Datasheet



**FLOOR VIBRATION-DAMPING FOR OUTDOOR UNIT**

**AMORTISSEUR DE VIBRATIONS AU SOL POUR UNITÉ EXTÉRIEURE**

**BODENSCHWINGUNGSDÄMPFER FÜR AUSSENEINHEIT**



[Datasheet](#)

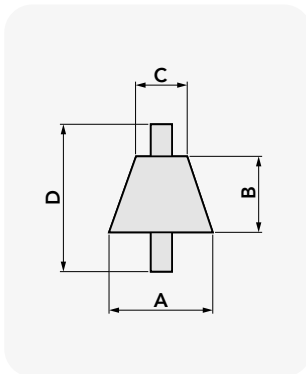


| CODE SET | DESCRIPTION              | DIMENSIONS [mm] |    |    |     |    |    | LOAD CAPACITY [kg] | U.M. | Pieces per box |
|----------|--------------------------|-----------------|----|----|-----|----|----|--------------------|------|----------------|
|          |                          | A               | B  | C  | M   | Ø1 | Ø2 |                    |      |                |
| 11100078 | ANTI-VIBRATION MOUNTS T5 | 106             | 30 | 40 | M10 | 60 | 8  | 175 / 1 pc         | PCS  | 4              |

**VIBRATION-DAMPING FOR OUTDOOR UNIT WALL BRACKET**

**AMORTISSEUR POUR SUPPORT AU MUR DE L'UNITÉ EXTÉRIEURE**

**SCHWINGUNGSDÄMPFER FÜR WANDKONSOLE DER AUSSENEINHEIT**



[Datasheet](#)

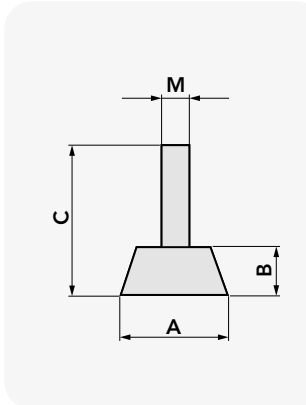


| CODE SET | DESCRIPTION              | DIMENSIONS [mm] |    |    |    |    | LOAD CAPACITY [kg] | U.M. | Pieces per box |
|----------|--------------------------|-----------------|----|----|----|----|--------------------|------|----------------|
|          |                          | A               | B  | C  | D  | Ø  |                    |      |                |
| 11100072 | ANTI-VIBRATION MOUNTS S3 | 40              | 26 | 30 | 65 | M8 | 60                 | PCS  | 4              |
| 11100073 | ANTI-VIBRATION MOUNTS S4 | 50              | 35 | 40 | 74 | M8 | 70                 | PCS  | 4              |

**ANTI-VIBRATION RUBBER FLOOR FOR OUTDOOR UNIT**

**ANTIVIBRATOIRE AU SOL EN CAOUTCHOUC POUR UNITÉ EXTÉRIEURE**

**GUMMIBODEN-SCHWINGUNGSDÄMPFER FÜR DAS AUSSENGERÄT**



[Datasheet](#)

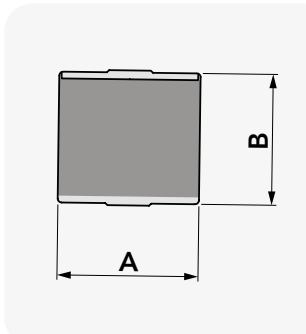


| CODE SET | DESCRIPTION              | DIMENSIONS [mm] |    |     | SCREW M | LOAD CAPACITY [kg] | U.M. | Pieces per box |
|----------|--------------------------|-----------------|----|-----|---------|--------------------|------|----------------|
|          |                          | A               | B  | C   |         |                    |      |                |
| 11100074 | ANTI-VIBRATION MOUNTS T1 | 48              | 19 | 60  | M8      | 45 kg              | PCS  | 4              |
| 11100075 | ANTI-VIBRATION MOUNTS T2 | 56              | 21 | 90  | M10     | 150 kg             | PCS  | 4              |
| 11100076 | ANTI-VIBRATION MOUNTS T3 | 74              | 26 | 104 | M12     | 350 kg             | PCS  | 4              |

**SOFT PVC VIBRATION DAMPER FOR OUTDOOR UNIT BRACKET**

**ANTIVIBRATOIRE EN PVC SOUPLE POUR SUPPORT D'UNITÉ EXTERNE**

**SCHWINGUNGSDÄMPFER AUS WEICHEM PVC FÜR AUSSENEINHEIT**



[Datasheet](#)

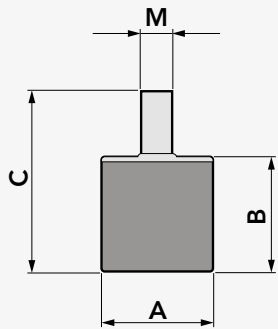


| CODE SET | DESCRIPTION              | DIMENSIONS [mm] |    | LOAD CAPACITY [kg/1pc] | U.M. | Pieces per box |
|----------|--------------------------|-----------------|----|------------------------|------|----------------|
|          |                          | A               | B  |                        |      |                |
| 11100067 | ANTI-VIBRATION MOUNTS S1 | 33              | 20 | 40                     | PCS  | 4              |

 **NATURAL RUBBER FLOOR VIBRATION DAMPER FOR OUTDOOR UNIT BRACKET**

 **ANTIVIBRATOIRE AU SOL EN CAOUTCHOUC NATUREL POUR SUPPORT D'UNITÉ EXTERNE**

 **SCHWINGUNGSDÄMPFER AUS NATURGUMMI FÜR AUSSENHALTERUNG**



| CODE SET  | DESCRIPTION                | DIMENSIONS [mm] |    |     | SCREW M | LOAD CAPACITY [kg] | U.M. | Pieces per box |
|-----------|----------------------------|-----------------|----|-----|---------|--------------------|------|----------------|
|           |                            | A               | B  | C   |         |                    |      |                |
| SCC500026 | ANTI-VIBRATION MOUNT "T40" | 40              | 40 | 63  | M8      | 80                 | PCS  | 4              |
| SCC500027 | ANTI-VIBRATION MOUNT "T50" | 50              | 50 | 80  | M10     | 100                | PCS  | 4              |
| SCC500028 | ANTI-VIBRATION MOUNT "T60" | 60              | 60 | 100 | M10     | 120                | PCS  | 4              |
| SCC500029 | ANTI-VIBRATION MOUNT "T70" | 70              | 70 | 110 | M10     | 140                | PCS  | 4              |

 **ANTI-VIBRATION FOR RUBBER BRACKET EXTERNAL UNIT**

**TECHNICAL SPECIFICATIONS**

- Made of anti-UVA vulcanised natural rubber
- Available in a minimum pack of 4 pieces
- Includes fixing bolts, washer and nuts

 **ANTIVIBRATOIRE POUR SUPPORT EN CAOUTCHOUC UNITÉ EXTÉRIEURE**

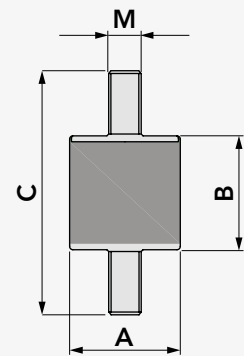
**CARACTÉRISTIQUES TECHNIQUES**

- Fabriqué en caoutchouc naturel vulcanisé anti-UVA
- Disponible en un emballage minimum de 4 pièces
- Avec boulons de fixation, rondelle et écrous

 **SCHWINGUNGSDÄMPFER FÜR GUMMIHALTERUNG AUSSENEINHEIT**

**TECHNISCHE EIGENSCHAFTEN**

- Aus vulkanisiertem UVA-geschütztem Naturgummi
- Erhältlich in einer Packung mit mindestens 4 Stück
- Komplett mit Befestigungsschrauben, Unterlegscheibe und Muttern



| CODE SET  | DESCRIPTION                        | DIMENSIONS [mm] |    |     | SCREW M | LOAD CAPACITY [kg/1pc] | U.M. | Pieces per box |
|-----------|------------------------------------|-----------------|----|-----|---------|------------------------|------|----------------|
|           |                                    | A               | B  | C   |         |                        |      |                |
| SCC500018 | ANTI-VIBRATION FOR BRACKETS - S30  | 30              | 20 | 60  | M8      | 70                     | PCS  | 4              |
| SCC500019 | ANTI-VIBRATION FOR BRACKETS - S40  | 40              | 30 | 70  | M8      | 120                    | PCS  | 4              |
| SCC500020 | ANTI-VIBRATION FOR BRACKETS - S50  | 50              | 40 | 95  | M10     | 140                    | PCS  | 4              |
| SCC500021 | ANTI-VIBRATION FOR BRACKETS - S60  | 60              | 50 | 125 | M10     | 160                    | PCS  | 4              |
| SCC500022 | ANTI-VIBRATION FOR BRACKETS - S70  | 70              | 60 | 135 | M10     | 180                    | PCS  | 4              |
| SCC500023 | ANTI-VIBRATION FOR BRACKETS - S80  | 80              | 60 | 155 | M12     | 220                    | PCS  | 4              |
| SCC500024 | ANTI-VIBRATION FOR BRACKETS - S100 | 100             | 80 | 175 | M16     | 220                    | PCS  | 4              |
| SCC500025 | ANTI-VIBRATION FOR BRACKETS - S125 | 125             | 80 | 195 | M18     | 240                    | PCS  | 4              |



**SPRING-LOADED VIBRATION-DAMPING FOR SUSPENDED SYSTEMS**

**TECHNICAL SPECIFICATIONS**

- Steel compression spring mounted on rubber washer with anti-vibration damper on top
- Reduces acoustic bridging in ceiling-mounted machine installations
- Suitable for mounting ducted units, heat recovery unit and circular air ducts
- Pack in a set of 4 pcs.

**AMORTISSEUR DE VIBRATIONS À RESSORT POUR SYSTÈMES SUSPENDUS**

**CARACTÉRISTIQUES TECHNIQUES**

- Ressort de compression en acier monté sur une rondelle en caoutchouc avec anti-vibration sur le dessus
- Réduit la formation de ponts acoustiques dans les installations de machines de plafond
- Convient pour le montage d'unités à conduits, d'unités de récupération de chaleur et de conduits circulaires
- Emballage en jeu de 4 pièces.

**FEDERBELASTETE SCHWINGUNGSDÄMPFER FÜR AUFGEHÄNGTE SYSTEME**

**TECHNISCHE EIGENSCHAFTEN**

- Stahldruckfeder auf Gummischeibe mit Schwingungsdämpfer auf der Oberseite montiert
- Verringert Schallbrücken in an der Decke montierten Maschinenanlagen
- Geeignet für die Montage von Kanaleinheiten, Wärmerückgewinnungseinheiten und kreisförmigen Kanälen
- Packing im Set mit 4 Stück.



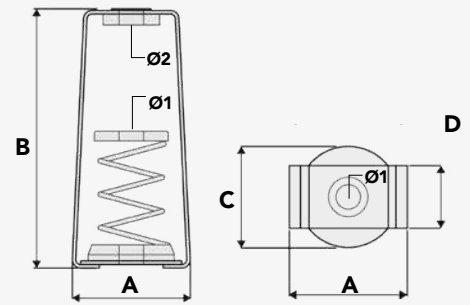
**SCC500035  
25 KG**



**SCC500033  
50 KG**



**SCC500034  
75 KG**



| CODE SET  | DESCRIPTION                                       | DIMENSIONS [mm] |     |    |    |    |    | LOAD CAPACITY [kg] | U.M. | Pieces per box |
|-----------|---|-----------------|-----|----|----|----|----|--------------------|------|----------------|
|           |   | A               | B   | C  | D  | Ø1 | Ø2 |                    |      |                |
| SCC500035 | ANTI-VIBRATION SPRING FOR SUSPENDED UNITS - 25 KG | 80              | 120 | 60 | 50 | M8 | 12 | 25                 | PCS  | 4              |
| SCC500033 | ANTI-VIBRATION SPRING FOR SUSPENDED UNITS - 50 KG | 80              | 120 | 60 | 50 | M8 | 12 | 50                 | PCS  | 4              |
| SCC500034 | ANTI-VIBRATION SPRING FOR SUSPENDED UNITS - 75 KG | 80              | 120 | 60 | 50 | M8 | 12 | 75                 | PCS  | 4              |

[Datasheet](#)



**SPRING-LOADED VIBRATION-DAMPING FOR OUTDOOR UNIT WALL BRACKET**

**TECHNICAL SPECIFICATIONS**

- Made of galvanised steel
- Fixing screw not through
- Pack contains 2 Soft and 2 Hard vibration dampers including fastening bolts, washer and nuts

**AMORTISSEUR DE VIBRATIONS À RESSORT POUR SUPPORT AU MUR DE L'UNITÉ EXTÉRIEURE**

**CARACTÉRISTIQUES TECHNIQUES**

- Fabriqué en acier galvanisé
- Vis de fixation non traversante
- L'emballage contient 2 amortisseurs de vibrations souples et 2 amortisseurs de vibrations durs avec boulons de fixation, rondelle et écrous

**FEDERBELASTETE SCHWINGUNGSDÄMPFER FÜR WANDKONSOLE DER AUSSEN-EINHEIT**

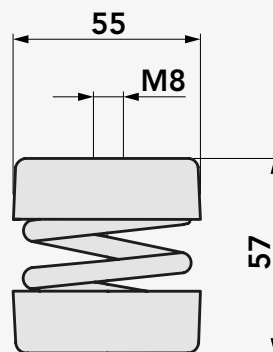
**TECHNISCHE EIGENSCHAFTEN**

- Aus verzinktem Stahl
- Befestigungsschraube nicht durchgehend
- Die Packung enthält 2 weiche und 2 harte Schwingungsdämpfer, komplett mit Befestigungsschrauben, Unterlegscheiben und Muttern

**HARD**



**SOFT**



| CODE SET | DESCRIPTION                                | LOAD CAPACITY SOFT [kg/1pc] | LOAD CAPACITY HARD [kg/1pc] | U.M. | Pieces per box |
|----------|--|-----------------------------|-----------------------------|------|----------------|
| 11000070 | SPRING DAMPER IN GALVANIZED STEEL - 55X57H | 23                          | 35                          | KIT  | 1              |

[Datasheet](#)



**SPRING-LOADED VIBRATION-DAMPING FOR OUTDOOR UNIT WALL BRACKET WITH RUBBER CAP**

**TECHNICAL SPECIFICATIONS**

- Spring made of steel
- Vulcanised natural rubber hood
- Through fixing screw
- The pack contains 4 pcs. including fixing bolts, washer and nuts

**AMORTISSEUR DE VIBRATIONS À RESSORT POUR SUPPORT AU MUR DE L'UNITÉ EXTÉRIEURE AVEC CAPUCHON EN CAOUTCHOUC**

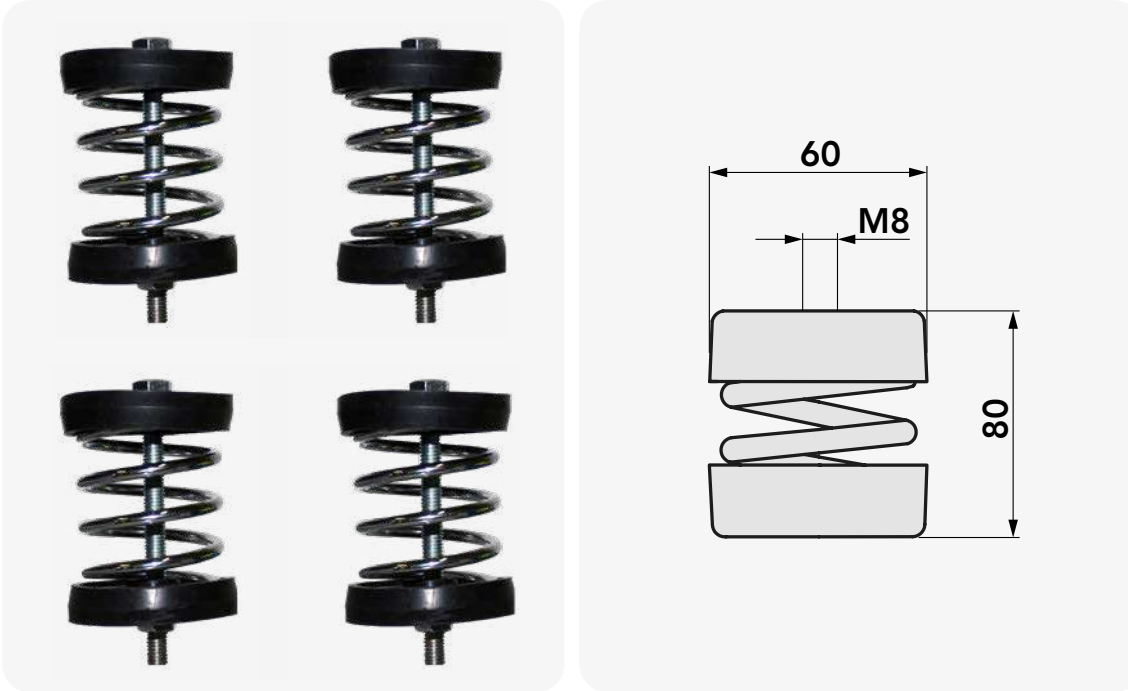
**CARACTÉRISTIQUES TECHNIQUES**

- Ressort en acier
- Capuche en caoutchouc naturel vulcanisé
- Vis de fixation traversante
- Le kit contient 4 pièces avec boulons de fixation, rondelle et écrous

**FEDERBELASTETE SCHWINGUNGSDÄMPFER FÜR EINE WANDKONSOLE EINER AUSSENEINHEIT MIT GUMMIKAPPE**

**TECHNISCHE EIGENSCHAFTEN**

- Feder aus Stahl
- Haube aus vulkanisiertem Naturgummi
- Durchgehende Befestigungsschraube
- Die Packung enthält 4 Stück komplett mit Befestigungsschrauben, Unterlegscheibe und Muttern



[Datasheet](#)


| CODE      | DESCRIPTION   | LOAD CAPACITY [kg] | U.M. |  Pieces per box |
|-----------|---|--------------------|------|--|
| SCC500012 | ANTI-VIBRATION SPRING DAMPER WITH RUBBER CAP Ø 60 x 80h | 25 kg / 1 pc.      | PCS  | 4  |




**VIBRATION-DAMPING IN NATURAL VULCANISED RUBBER**

**AMORTISSEUR DE VIBRATIONS EN CAOUTCHOUC NATUREL VULCANISÉ**

**SCHWINGUNGSDÄMPFER AUS VULKANISIERTEM NATURGUMMI**



[Datasheet](#)

| CODE     | DESCRIPTION                                | DIMENSIONS [mm] |   |    | LOAD CAPACITY [kg/1pc] | U.M. |  Pieces per box |
|----------|--|-----------------|---|----|------------------------|------|--|
|          |  | L               | H | P  |                        |      |  |
| 11105090 | FLOOR SUPPORT IN NATURAL VULCANIZED RUBBER | 68              | 7 | 50 | 50                     | PCS  | 4  |



# SUELO BASES BY TECNOSYSTEMI

THE IDEAL BASE FOR ENSURING THE STABILITY, SAFETY AND DURABILITY OF YOUR INSTALLATIONS, WITH HIGH-QUALITY, INNOVATIVE SOLUTIONS.

When having the ensure stability and safety for your installations, it is fundamental to choose the right base. The Tecnosystemi SUELO MAXI and MINI bases are the ideal solution: a strong, reliable base designed to safely support outdoor units, HVAC systems, air conditioners and other applications.

Made from high-quality materials with pioneering technologies, SUELO is weatherproof, durable and easy to install, even in complex situations. Its versatility makes it suited to different types of units, guaranteeing excellent stability and reducing the risks of vibrations or damage to nearby structures.



**Shockproof**



**Anti-UVA**



**High-resistance**



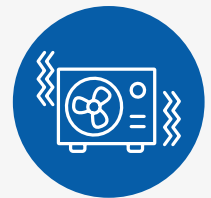
**Top-Class Design**



**Made in PVC**



**From 140 to 400 Kg**



**Reduce the risk of vibrations in the outdoor unit**

Moulded built-in back rubber vibration damping strips



# SUELO MAXI

MADE IN ITALY



## 🇬🇧 FLOOR BASE PAIR WITH VIBRATION-DAMPER

### TECHNICAL SPECIFICATIONS

- Stiff anti-UVA, shockproof PVC
- Rubber support base
- Ivory colour
- Sizes 350 - 450 - 600 - 1000 mm
- Screws supplied M8
- Pack of 2 pieces supplied with screws and shrink-wrapped

## 🇫🇷 PAIRE BASE AU SOL AVEC ANTI-VIBRATION SUELO MAXI

### CARACTÉRISTIQUES TECHNIQUES

- PVC rigide anti-UVA, résistant aux chocs
- Base de support en caoutchouc
- Couleur ivoire
- Tailles 350 - 450 - 600 - 1000 mm
- Vis fournies M8
- Emballage en paire de 2 pièces avec vis fournies et sous film rétractable

## 🇩🇪 PAAR BODENSOCKEL MIT SCHWINGUNGSDÄMPFER

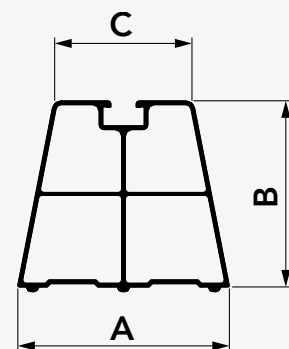

### TECHNISCHE EIGENSCHAFTEN

- Starres, stoßfestes und UVA-geschütztes PVC
- Gummiauflage
- Elfenbeinfarben
- Größen 350 - 450 - 600 - 1000 mm
- Mitgelieferte Schrauben M8
- Eingeschrumpfte 2er-Packung mit mitgelieferten Schrauben

With vibration damping rubber lines on the lower side

Available in a practical box

Virtual reality



| CODE      | DESCRIPTION  | DIMENSIONS [mm] |     |    | LOAD CAPACITY [kg/1 pc] | U.M.   | Pieces per box |
|-----------|--|-----------------|-----|----|-------------------------|--------|----------------|
|           |  | A               | B   | C  |                         |        |                |
| 11105011  | SUELO MAXI - 350 FLOOR MOUNTING BLOCKS (1 COUPLE) - IVORY  | 115             | 100 | 85 | 140                     | COUPLE | 10             |
| 11105021  | SUELO MAXI - 450 FLOOR MOUNTING BLOCKS (1 COUPLE) - IVORY  | 115             | 100 | 85 | 180                     | COUPLE | 10             |
| SCD500184 | SUELO MAXI - 600 FLOOR MOUNTING BLOCKS (1 COUPLE) - IVORY  | 115             | 100 | 85 | 240                     | COUPLE | 10             |
| 11105030  | SUELO MAXI - 1000 FLOOR MOUNTING BLOCKS (1 COUPLE) - IVORY | 115             | 100 | 85 | 400                     | COUPLE | 10             |

Datasheet



# SUELO MAXI



## 🇬🇧 CLOSING CAP

## 🇫🇷 BOUCHON DE FERMETURE

## 🇩🇪 VERSCHLUSSKAPPE



| CODE     | DESCRIPTION                 | U.M. | Pieces per box |
|----------|-----------------------------|------|----------------|
| 11105001 | END CAPS "SUELO MAXI" IVORY | PCS  | 20             |

Datasheet



# SUELO MAXI ECO

MADE IN ITALY



## UK FLOOR BASE PAIR WITH VIBRATION-DAMPER

### TECHNICAL SPECIFICATIONS

- Rigid PVC, UV-resistant, impact-resistant, 80% recovered from internal production waste
- Rubber support base
- Black colour
- Sizes 350 - 450 - 600 - 1000
- Screws supplied M8
- Pack of 2 pcs.
- Pack of 2 pcs. supplied with screws and shrink-wrapped

## FR PAIRE BASE AU SOL AVEC ANTI-VIBRATION SUELO MAXI

### CARACTÉRISTIQUES TECHNIQUES

- PVC rigide, anti-UV, résistant aux chocs, 80 % récupéré à partir des déchets de production internes
- Base de support en caoutchouc
- Couleur noire
- Tailles 350 - 450 - 600 - 1000
- Vis fournies M8
- Emballage en paire de 2 pièces.
- Emballage de 2 pièces avec vis fournies et emballé sous film rétractable

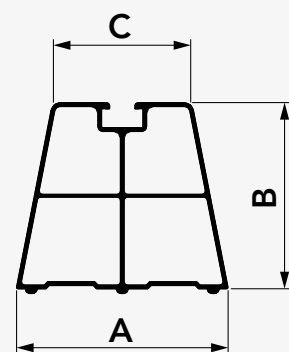
## DE PAAR BODENSOCKEL MIT SCHWINGUNGSDÄMPFER

### TECHNISCHE EIGENSCHAFTEN

- Hart-PVC, UV-beständig, stoßfest, 80 % aus internen Produktionsabfällen zurückgewonnen
- Gummiauflage
- Schwarz
- Größen 350 - 450 - 600 - 1000
- Mitgelieferte Schrauben M8
- Packung gepaart mit 2 Stück.
- Eingeschrumpfte 2er-Packung mit mitgelieferten Schrauben

With vibration damping rubber lines on the lower side

Available in a practical box



| CODE      | DESCRIPTION   | DIMENSIONS [mm] |     |    | LOAD CAPACITY [kg/1 pc] | U.M.   | Pieces per box |
|-----------|---|-----------------|-----|----|-------------------------|--------|----------------|
|           |   | A               | B   | C  |                         |        |                |
| SCD5E0001 | SUELO MAXI ECO - 350-E FLOOR MOUNTING BLOCKS - BLACK  | 115             | 100 | 85 | 140                     | COUPLE | 1              |
| SCD5E0002 | SUELO MAXI ECO - 450-E FLOOR MOUNTING BLOCKS - BLACK  | 115             | 100 | 85 | 180                     | COUPLE | 1              |
| SCD5E0010 | SUELO MAXI ECO - 600-E FLOOR MOUNTING BLOCKS - BLACK  | 115             | 100 | 85 | 240                     | COUPLE | 1              |
| SCD5E0003 | SUELO MAXI ECO - 1000-E FLOOR MOUNTING BLOCKS - BLACK | 115             | 100 | 85 | 400                     | COUPLE | 1              |

Datasheet



# SUELO MAXI ECO



## UK CLOSING CAP

## FR BOUCHON DE FERMETURE

## DE VERSCHLUSSKAPPE



Datasheet

| CODE      | DESCRIPTION                   | U.M. | Pieces per box |
|-----------|-------------------------------|------|----------------|
| SCD5E0004 | END CAPS SUELO MAXI ECO BLACK | PCS  | 20             |



# SUELO MINI

MADE IN ITALY



## FLOOR BASE WITH VIBRATION DAMPING

### TECHNICAL SPECIFICATIONS

- Stiff anti-UVA, shockproof PVC
- Ivory colour
- Screws supplied M8
- Rubber support base
- Sizes 330 - 400 - 470 - 1000 mm

## BASE AU SOL AVEC ANTI-VIBRATION

### CARACTÉRISTIQUES TECHNIQUES

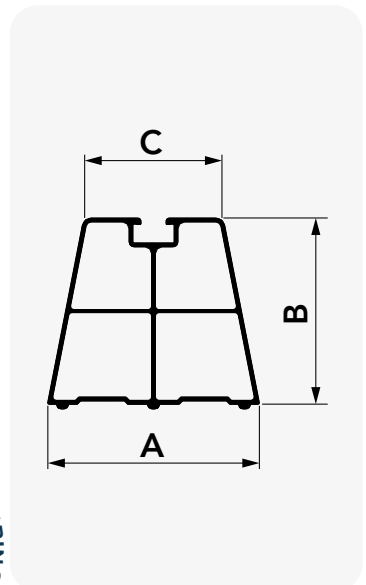
- PVC rigide anti-UVA, résistant aux chocs
- Couleur ivoire
- Vis fournies M8
- Base de support en caoutchouc
- Tailles 330 - 400 - 470 - 1000 mm

## SCHWINGUNGSDÄMPFENDER BODENSOCKEL

### TECHNISCHE EIGENSCHAFTEN

- Starres, stoßfestes und UVA-geschütztes PVC
- Elfenbeinfarben
- Mitgelieferte Schrauben M8
- Gummiauflage
- Größen 330 - 400 - 470 - 1000 mm

With vibration damping rubber lines on the lower side



| CODE      | DESCRIPTION                                    | DIMENSIONS [mm] |    |    | LOAD CAPACITY [kg/1 pc] | U.M.   | Pieces per box |
|-----------|--|-----------------|----|----|-------------------------|--------|----------------|
|           |  | A               | B  | C  |                         |        |                |
| SCD500286 | FLOOR MOUNTING BLOCK 330 "SUELO MINI" - IVORY  | 70              | 60 | 47 | 90                      | COUPLE | 5              |
| SCD500287 | FLOOR MOUNTING BLOCK 400 "SUELO MINI" - IVORY  | 70              | 60 | 47 | 130                     | COUPLE | 5              |
| SCD500288 | FLOOR MOUNTING BLOCK 470 "SUELO MINI" - IVORY  | 70              | 60 | 47 | 180                     | COUPLE | 5              |
| SCD500289 | FLOOR MOUNTING BLOCK 1000 "SUELO MINI" - IVORY | 70              | 60 | 47 | 300                     | COUPLE | 5              |

Datasheet



# SUELO MINI



## CLOSING CAP

## BOUCHON DE FERMETURE

## VERSCHLUSSKAPPE



| CODE     | DESCRIPTION                              | U.M. | Pieces per box |
|----------|--|------|----------------|
| 11105002 | "SUELO MINI" MOUNTING BLOCK CAPS - IVORY | PCS  | 10             |

Datasheet



# SUELO MINI ECO

MADE IN ITALY



## 🇬🇧 FLOOR BASE PAIR WITH VIBRATION-DAMPER

### TECHNICAL SPECIFICATIONS

- Rigid PVC, UV-resistant, impact-resistant, 80% recovered from internal production waste
- Black colour
- Rubber support base
- Sizes 330 - 400 - 470 - 1000
- Screws supplied M8

## 🇫🇷 PAIRE BASE AU SOL AVEC ANTI-VIBRATION SUELO MAXI

### CARACTÉRISTIQUES TECHNIQUES

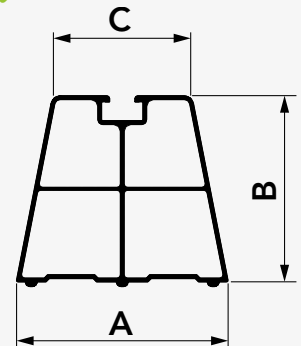
- PVC rigide, anti-UV, résistant aux chocs, 80 % récupéré à partir des déchets de production internes
- Couleur noire
- Base de support en caoutchouc
- Tailles 330 - 400 - 470 - 1000
- Vis fournies M8

## 🇩🇪 PAAR BODENSOCKEL MIT SCHWINGUNGSDÄMPFER

### TECHNISCHE EIGENSCHAFTEN

- Hart-PVC, UV-beständig, stoßfest, 80 % aus internen Produktionsabfällen zurückgewonnen
- Schwarz
- Gummiauflage
- Größen 330 - 400 - 470 - 1000
- Mitgelieferte Schrauben M8

With vibration damping rubber lines on the lower side



| CODE      | DESCRIPTION   | DIMENSIONS [mm] |    |    | LOAD CAPACITY [kg/1 pc] | U.M.   | Pieces per box |
|-----------|---|-----------------|----|----|-------------------------|--------|----------------|
|           |   | A               | B  | C  |                         |        |                |
| SCD5E0005 | FLOOR MOUNTING BLOCK COUPLE SUELO MINI ECO 330-E - BLACK    | 70              | 60 | 47 | 90                      | COUPLE | 1              |
| SCD5E0006 | FLOOR MOUNTING BLOCK COUPLE SUELO MINI ECO 400-E - BLACK    | 70              | 60 | 47 | 130                     | COUPLE | 1              |
| SCD5E0007 | FLOOR MOUNTING BLOCK COUPLE SUELO MINI ECO 470-E - BLACK    | 70              | 60 | 47 | 180                     | COUPLE | 1              |
| SCD5E0008 | FLOOR MOUNTING BLOCK COUPLE "SUELO MINI ECO 1000-E" - BLACK | 70              | 60 | 47 | 300                     | COUPLE | 1              |

Datasheet



# SUELO MINI ECO



## 🇬🇧 CLOSING CAP

## 🇫🇷 BOUCHON DE FERMETURE

## 🇩🇪 VERSCHLUSSKAPPE



| CODE      | DESCRIPTION                   | U.M. | Pieces per box |
|-----------|-------------------------------|------|----------------|
| SCD5E0009 | END CAPS "SUELO MINI-E" BLACK | PCS  | 10             |

Datasheet



## VIBRATION DAMPING KIT FOR BRACKETS AND FLOOR BASES

### TECHNICAL SPECIFICATIONS

- Made of soft, UVA-resistant PVC
- Vibration damper, Soft model, 50 shore, light grey
- Vibration damper, Hard model, 70 shore, dark grey
- Includes all screws

## KIT ANTI-VIBRATIONS POUR SUPPORTS ET SOCLES AU SOL

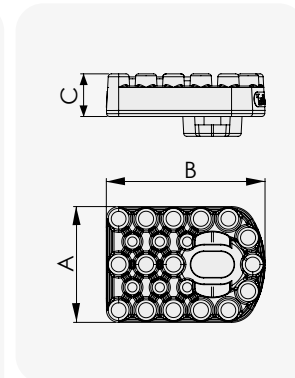

### CARACTÉRISTIQUES TECHNIQUES

- Fabriqué en PVC doux résistant aux UVA
- Plots anti-vibrations souples 50 shore, couleur gris clair
- Plots anti-vibrations durs 70 shore, couleur gris foncé
- Livré avec vis

## KIT SCHWINGUNGSDÄMPFER FÜR BÜGEL UND BODEN-SOCKEL

### TECHNISCHE EIGENSCHAFTEN

- Aus weichem, UVA-geschütztem PVC
- 50 Shore Soft-Schwingungsdämpfer, hellgrau
- 70 Shore Hard-Schwingungsdämpfer, dunkelgrau
- Komplett mit Schrauben



Datasheet

| CODE      | DESCRIPTION  | DIMENSIONS [mm] |    |    | U.M. | Pieces per box |
|-----------|--|-----------------|----|----|------|----------------|
|           |  | A               | B  | C  |      |                |
| SCD500159 | ANTI-VIBRATION KIT FOR BRACKETS AND MOUNTING BLOCK HS (1 SET OF 4 PCS) | 38              | 52 | 14 | KIT  | 1              |



# PITAGORA

## FLOOR BASE

### TECHNICAL SPECIFICATIONS

- Anti-UVA glass-filled nylon
- Includes M8 bolts
- High mechanical strength
- Slot for pipes and electrical cables
- Ivory colour

## BASE AU SOL PITAGORA

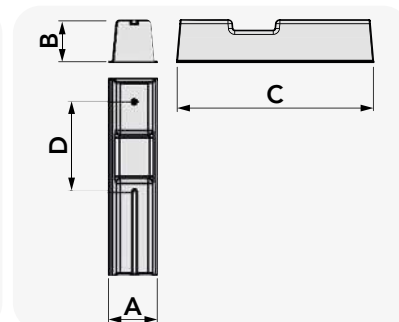
### CARACTÉRISTIQUES TECHNIQUES

- Nylon anti-UVA chargé de verre
- Livré avec des boulons M8
- Résistance mécanique élevée
- Fente prévue pour le passage des tuyaux et câbles électriques
- Couleur ivoire

## BODENSOCKEL

### TECHNISCHE EIGENSCHAFTEN

- UVA- geschütztes Nylon mit Glasfaserverstärkung.
- Komplett mit M8-Schrauben
- Hohe mechanische Festigkeit
- Schlitz für den Durchgang von Rohren und elektrischen Kabeln
- Elfenbeinfarben



| CODE      | DESCRIPTION  | DIMENSIONS [mm] |    |     |           | WEIGHT [kg] | U.M.   | Pieces per box |
|-----------|--|-----------------|----|-----|-----------|-------------|--------|----------------|
|           |  | A               | B  | C   | D         |             |        |                |
| SCD500290 | FLOOR MOUNTING BLOCKS "PITAGORA 365" - PACK OF 5 PAIRS | 115             | 80 | 365 | 200 ÷ 310 | 140         | COUPLE | 5              |
| SCD500291 | FLOOR MOUNTING BLOCKS "PITAGORA 465" - PACK OF 5 PAIRS | 115             | 80 | 465 | 300 ÷ 410 | 240         | COUPLE | 5              |

Datasheet



**FLOOR VIBRATION-DAMPING FOR OUTDOOR UNIT IN NATURAL VULCANISED RUBBER**

**TECHNICAL SPECIFICATIONS**

- Made of vulcanised natural rubber
- Fastening bracket hardware supplied
- Recommended for VRV - VRF

**AMORTISSEUR DE VIBRATIONS AU SOL POUR UNITÉ EXTÉRIEURE EN CAOUTCHOUC NATUREL VULCANISÉ**

**CARACTÉRISTIQUES TECHNIQUES**

- Fabriqué en caoutchouc naturel vulcanisé
- Boulons de fixation fournis
- Recommandé pour VRV - VRF


**BODENSCHWINGUNGSDÄMPFER AUS VULKANISIERTEM NATURGUMMI FÜR AUSSEN-EINHEIT**

**TECHNISCHE EIGENSCHAFTEN**

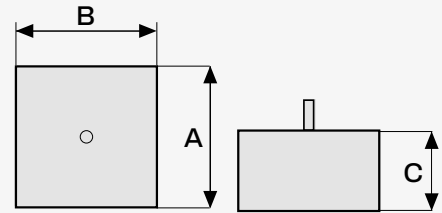
- Aus vulkanisiertem Naturgummi
- Befestigungsmaterial wird mitgeliefert
- Empfohlen für VRV - VRF



TEKNO 350



TEKNO 400



| CODE     | DESCRIPTION       | DIMENSIONS [mm] |     |    | LOAD CAPACITY | Ø SCREW | U.M. | Pieces per box |
|----------|-------------------|-----------------|-----|----|---------------|---------|------|----------------|
|          |                   | A               | B   | C  |               |         |      |                |
| 11105080 | MOUNT "TEKNO 350" | 100             | 100 | 50 | 300           | M8      | PCS  | 8              |
| 11105085 | MOUNT "TEKNO 400" | 100             | 100 | 25 | 300           | -       | PCS  | 20             |

[Datasheet](#)



## THE PROFESSIONAL SOLUTION THAT SIMPLIFIES EVERY INSTALLATION

TWO MODELS, TWO MOUNTING OPTIONS: CHOOSE THE ONE BEST SUITED TO YOUR INSTALLATIONS.




M8 SCREW



M8 THREADED ROD

M8 BOLT





**SBR VULCANISED RUBBER FLOOR SUPPORT**

**TECHNICAL SPECIFICATIONS**

- Made of SBR vulcanized rubber, derived from 100% recycled granules
- Fastening bracket hardware supplied
- Recommended for VRV - VRF

**SUPPORT AU SOLEN CAOUTCHOUC VULCANISÉ SBR**

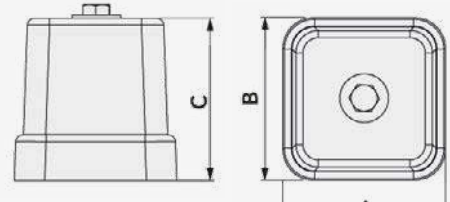
**CARACTÉRISTIQUES TECHNIQUES**

- Réalisé en caoutchouc vulcanisé SBR, issu à 100 % de granulés recyclés
- Boulons de fixation fournis
- Recommandé pour VRV - VRF

**BODENSTÄNDER AUS VULKANISIERTEM SBR**

**TECHNISCHE EIGENSCHAFTEN**

- Hergestellt aus vulkanisiertem SBR-Gummi, gewonnen aus 100 % recycelten Granulaten
- Befestigungsmaterial wird mitgeliefert
- Empfohlen für VRV - VRF



| CODE      | DESCRIPTION  | DIMENSIONS [mm] |     |    | LOAD CAPACITY  | U.M. | Pieces per box |
|-----------|--|-----------------|-----|----|----------------|------|----------------|
|           |  | A               | B   | C  |                |      |                |
| SCD500269 | VULCANIZED RUBBER FLOOR SUPPORT - "SPK 100" - 70x70x60 (PACK OF 4 PCS)   | 70              | 70  | 60 | 100 kg / 1 pc. | PCS  | 4              |
| SCD500270 | VULCANIZED RUBBER FLOOR SUPPORT - "SPK 150" - 80x80x80 (PACK OF 4 PCS)   | 80              | 80  | 80 | 150 kg / 1 pc. | PCS  | 4              |
| SCD500271 | VULCANIZED RUBBER FLOOR SUPPORT - "SPK 200" - 100x100x80 (PACK OF 4 PCS) | 100             | 100 | 80 | 200 kg / 1 pc. | PCS  | 4              |

[Datasheet](#)



**VULCANISED RUBBER SBR FLOOR SUPPORT WITH THREADED ROD**

**TECHNICAL SPECIFICATIONS**

- Made of SBR vulcanized rubber, derived from 100% recycled granules
- M8 threaded rod included
- M8 bolt washer included

**SUPPORT AU SOLEN CAOUTCHOUC VULCANISÉ SBR AVEC BARRE FILETÉE**

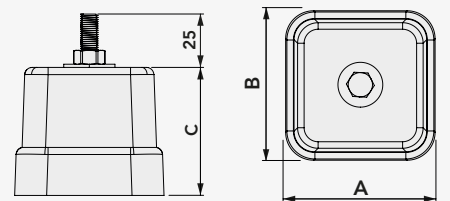
**CARACTÉRISTIQUES TECHNIQUES**

- Réalisé en caoutchouc vulcanisé SBR, issu à 100 % de granulés recyclés
- Tige filetée M8 fournie
- Rondelle pour boulon M8 fournie

**BODENSTÄNDER AUS VULKANISIERTEM SBR MIT GEWINDESTANGE**

**TECHNISCHE EIGENSCHAFTEN**

- Hergestellt aus vulkanisiertem SBR-Gummi, gewonnen aus 100 % recycelten Granulaten
- M8-Gewindestange im Lieferumfang enthalten
- Unterlegscheibe für M8-Schraube enthalten



| CODE      | DESCRIPTION   | DIMENSIONS [mm] |     |    | LOAD CAPACITY  | U.M. | Pieces per box |
|-----------|---|-----------------|-----|----|----------------|------|----------------|
|           |   | A               | B   | C  |                |      |                |
| SCD500469 | DAMPER SPK-M 100 – 70x70x60 (PACK 4 PZ)               | 70              | 70  | 60 | 100 kg / 1 pc. | PCS  | 4              |
| SCD500470 | DAMPER SPK-M 100 – 70x70x60 (8 PACK / 4 PCS EACH BOX) | 80              | 80  | 80 | 150 kg / 1 pc. | PCS  | 4              |
| SCD500471 | DAMPER SPK-M 150 – 80x80x80 (8 PACK / 4 PCS EACH BOX) | 100             | 100 | 80 | 200 kg / 1 pc. | PCS  | 4              |

[Datasheet](#)



# SMALL SOLUTIONS FOR BIG RESULTS

TECNOSYSTEMI HAS DESIGNED A WIDE RANGE OF FLOOR SUPPORTS IDEAL FOR ANY SOLUTION

The **GENIUS** floor support is made of high mechanical strength material and the new **ZEUS** model is made of vulcanised SBR rubber. Manufactured in two versions with a fixed height and with a height-adjustable ring nut, they are suitable for all types of underfloor air conditioners or boilers.

RUBBER VIBRATION DAMPER

AIR-CONDITIONING  
FIXING HOLE

NON-SLIP KNURLING  
ADJUSTMENT

HOLE FOR  
ADJUSTMENT KEY

## GENIUS 1200R

MATERIAL WITH HIGH  
MECHANICAL STRENGTH

ADJUSTMENT RING  
HEIGHT: MIN. 100 - MAX. 140 MM

AVAILABLE IN THE  
FOLLOWING COLOURS:  
IVORY AND BLACK

RUBBER SUPPORT  
VIBRATION DAMPER



ADJUSTABLE JOINT UP TO 15°

M8 FASTENING SCREW

NON-SLIP KNURLING  
ADJUSTMENT

HOLE FOR ADJUSTMENT KEY

HEIGHT ADJUSTMENT RING MIN  
200, MAX 255 MM (MODEL LONG)

2 X SLOTS FOR SPIRIT  
LEVEL BUILT-IN  
INSTALLATION BOX

## ZEUS

MADE OF VULCANISED  
SBR RUBBER





## FOOT MOUNT

### TECHNICAL SPECIFICATIONS

- Double anti-vibration damper supplied
- Quick fastening pin Ø 10
- High mechanical strength
- Available in ivory or black
- Height 90mm

## PIED AU SOL

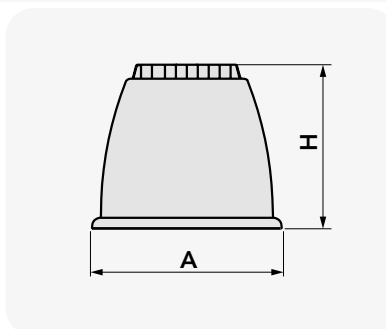
### CARACTÉRISTIQUES TECHNIQUES

- Double antivibratoire fourni
- Goupille de fixation rapide Ø 10
- Résistance mécanique élevée
- Disponible en ivoire ou noir
- Hauteur 90 mm

## BODENFUSS

### TECHNISCHE EIGENSCHAFTEN

- Doppelter Schwingungsdämpfer im Lieferumfang enthalten
- Schnellbefestigungsstift Ø 10
- Hohe mechanische Festigkeit
- Erhältlich in Elfenbein oder Schwarz
- Höhe: 90 mm



**KG** LOAD CAPACITY  
**1000 kg!**

| CODE      | DESCRIPTION   | DIMENSIONS [mm] |    | U.M. | Pieces per box |
|-----------|---|-----------------|----|------|----------------|
|           |   | A               | H  |      |                |
| 11105340A | IVORY FOOT MOUNT "GENIUS 1000" W/SECURING PIN. QUICK Ø 10 | 105             | 90 | PCS  | 4              |
| 11105340N | BLACK FOOT MOUNT "GENIUS 1000" WITH QUICK-SECURE PIN Ø 10 | 105             | 90 | PCS  | 4              |

Datasheet



## ADJUSTABLE FOOT MOUNT

### TECHNICAL SPECIFICATIONS

- Double anti-vibration damper supplied
- High mechanical strength
- Height adjustment ring nut 100 - 140 mm
- Quick fastening pin Ø 10, screw M10 or M8
- Non-slip knurling adjustment
- Available in black and ivory

## PIED AU SOL RÉGLABLE

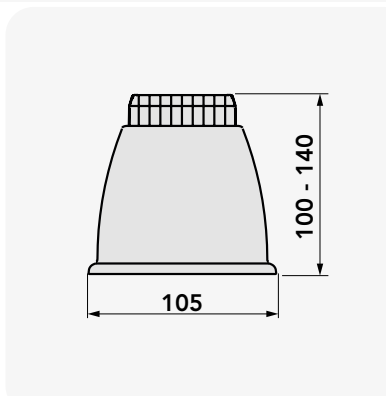
### CARACTÉRISTIQUES TECHNIQUES

- Double antivibratoire fourni
- Résistance mécanique élevée
- Bague de réglage en hauteur 100 - 140 mm
- Goupille de fixation rapide Ø 10, vis M10 ou M8
- Réglage avec moletage antidérapant
- Disponible en noir et ivoire

## VERSTELLBARERBODENFUSS

### TECHNISCHE EIGENSCHAFTEN

- Doppelter Schwingungsdämpfer im Lieferumfang enthalten
- Hohe mechanische Festigkeit
- Höhenverstellung 100 - 140 mm
- Schnellbefestigungsstift Ø 10 oder Schraube M10 oder M8
- Verstellung mit rutschfester Rändelung
- Erhältlich in Schwarz und Elfenbein



**KG** LOAD CAPACITY  
**1000 kg!**

| CODE      | DESCRIPTION   | U.M. | Pieces per box |
|-----------|---|------|----------------|
| 11105350A | ADJUSTABLE IVORY FOOT MOUNT "GENIUS 1000R" WITH QUICK-SECURE PIN Ø 10 | PCS  | 4              |
| 11105350N | ADJUSTABLE BLACK FOOT MOUNT "GENIUS 1000R" WITH QUICK-SECURE PIN Ø 10 | PCS  | 4              |
| SCD500101 | ADJUSTABLE IVORY FOOT MOUNT "GENIUS 1000R" WITH FIXING SCREWS M8x50   | PCS  | 4              |
| SCD500102 | ADJUSTABLE BLACK FOOT MOUNT "GENIUS 1000R" WITH FIXING SCREWS M8x50   | PCS  | 4              |
| 11105361A | ADJUSTABLE IVORY FOOT MOUNT "GENIUS 1000R" WITH FIXING SCREWS M10x50  | PCS  | 4              |
| 11105361N | ADJUSTABLE BLACK FOOT MOUNT "GENIUS 1000R" WITH FIXING SCREWS M10x50  | PCS  | 4              |

Datasheet



# GENIUS 1000R HIGH ARTICULATED

MADE IN ITALY



GENIUS 1000R  
HIGH ARTICULATED

## BLACK LOW-HEIGHT FLOOR-STANDING FOOT

### TECHNICAL SPECIFICATIONS

- Material: glass-filled nylon
- Double anti-vibration damper supplied
- High mechanical strength
- Height adjustment ring nut from 123 to 176 mm

## PIED DE SOL NOIR À FAIBLE HAUTEUR

### CARACTÉRISTIQUES TECHNIQUES

- Matériau: nylon chargé de verre
- Double antivibratoire fourni
- Résistance mécanique élevée
- Bague de réglage en hauteur de 123 à 176 mm

## SCHWARZER STANDFUSS MIT REDUZIERTER HÖHE

### TECHNISCHE EIGENSCHAFTEN

- Material: Glasfaserverstärktes Nylon
- Doppelter Schwingungsdämpfer im Lieferumfang enthalten
- Hohe mechanische Festigkeit
- Höhenverstellung 123 bis 176 mm



"SHORT" MODEL


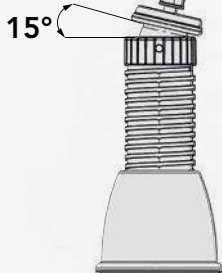
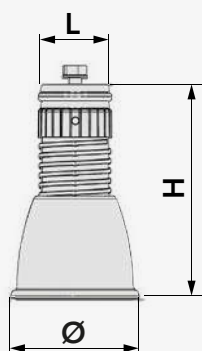


JOINTABLE

0-15°



"LONG" MODEL



Virtual reality



| CODE      | DESCRIPTION <u>SHORT</u> MODEL H.123 - 176 mm                | DIMENSIONS [mm] |           |     | WEIGHT [kg] | U.M. | Pieces per box |
|-----------|--|-----------------|-----------|-----|-------------|------|----------------|
|           |  | L               | H         | Ø   |             |      |                |
| SCD500180 | ADJUSTABLE AND ARTICULATED FOOT MOUNT "GENIUS 1000R" - BLACK | 60              | 123 ÷ 176 | 105 | 500         | PCS  | 4              |
| SCD500181 | ADJUSTABLE AND ARTICULATED FOOT MOUNT "GENIUS 1000R" - IVORY | 60              | 123 ÷ 176 | 105 | 500         | PCS  | 4              |

Datasheet



| CODE     | DESCRIPTION <u>LONG</u> MODEL H.175 - 220 mm                 | DIMENSIONS [mm] |           |     | WEIGHT [kg] | U.M. | Pieces per box |
|----------|--|-----------------|-----------|-----|-------------|------|----------------|
|          |  | L               | H         | Ø   |             |      |                |
| 11105365 | ADJUSTABLE SWIVEL FOOT MOUNT "GENIUS 1000R HIGH ARTICULATED" | 60              | 175 ÷ 220 | 105 | 500         | PCS  | 4              |

Datasheet



# SMALL SOLUTIONS FOR BIG RESULTS



**ZEUS**



## ANTI-VIBRATION FOOT IN VULCANISED RUBBER SBR

### TECHNICAL SPECIFICATIONS

- Made of recycled SBR vulcanized rubber, derived from 100% recycled granules
- Height 107mm
- No. 2 seats for spirit level insertion
- Supplied M8 x 50 fixing screw

## PIED ANTIVIBRATOIRE EN CAOUTCHOUC VULCANISÉ SBR

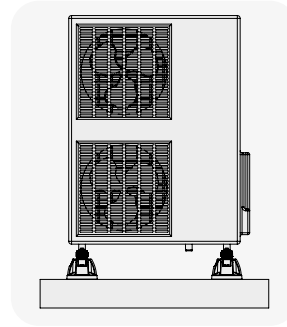
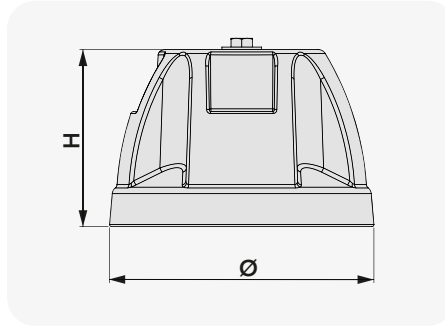
### CARACTÉRISTIQUES TECHNIQUES

- Réalisé en caoutchouc vulcanisé SBR recyclé, issu à 100 % de granulés recyclés
- Hauteur 107 mm
- N° 2 prédispositions pour insertion bulle
- Vis de fixation M8 x 50 fournie

## SCHWINGUNGSDÄMPFENDER FUSS AUS VULKANISIERTEM GUMMI SBR

### TECHNISCHE EIGENSCHAFTEN

- Hergestellt aus recyceltem vulkanisiertem SBR-Gummi, gewonnen aus 100 % recycelten Granulaten
- Höhe: 107 mm
- Nr. 2 Aussparungen für den Einsatz der Libelle
- Mitgelieferte Befestigungsschraube M8 x 50



[Datasheet](#)



| CODE      | DESCRIPTION  | DIMENSIONS [mm] |     | WEIGHT [kg] | U.M. | Pieces per box |
|-----------|--|-----------------|-----|-------------|------|----------------|
|           |  | H               | Ø   |             |      |                |
| SCD500277 | VULCANIZED RUBBER FLOOR SUPPORT WITH M8 SCREW - "ZEUS" (PACK OF 4 PCS) | 107             | 160 | 500         | PCS  | 4              |



## ADJUSTABLE VIBRATION DAMPENING FOOT IN SBR VULCANISED RUBBER

### TECHNICAL SPECIFICATIONS

- Anti-vibration device included
- Made of recycled SBR vulcanized rubber, derived from 100% recycled granules
- Height adjustable from 130 - 150 mm
- Non-slip knurling adjustment

## PIED ANTIVIBRATOIRE RÉGLABLE EN CAOUTCHOUC VULCANISÉ SBR

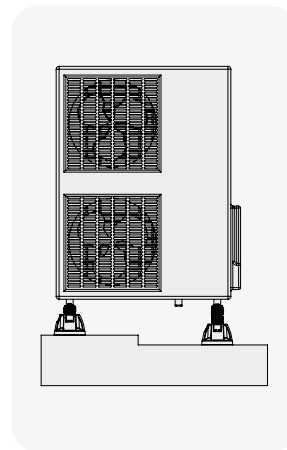
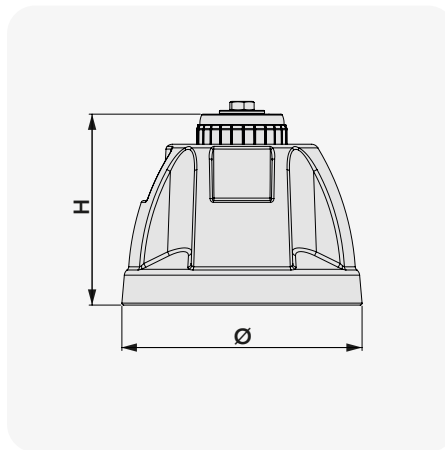
### CARACTÉRISTIQUES TECHNIQUES

- Antivibratoire fourni
- Réalisé en caoutchouc vulcanisé SBR recyclé, issu à 100 % de granulés recyclés
- Hauteur réglable de 130 - 150 mm
- Réglage avec moletage antidérapant

## VERSTELLBARER SCHWINGUNGSDÄMPFENDER FUSS AUS VULKANISIERTEM GUMMI SBR

### TECHNISCHE EIGENSCHAFTEN

- Schwingungsdämpfer im Lieferumfang enthalten
- Hergestellt aus recyceltem vulkanisiertem SBR-Gummi, gewonnen aus 100 % recycelten Granulaten
- Höhenverstellbar von 130 - 150 mm
- Verstellung mit rutschfester Rändelung



[Datasheet](#)



| CODE      | DESCRIPTION   | DIMENSIONS [mm] |     | WEIGHT [kg] | U.M. | Pieces per box |
|-----------|---|-----------------|-----|-------------|------|----------------|
|           |   | H               | Ø   |             |      |                |
| SCD500278 | VULCANIZED RUBBER FLOOR SUPPORT - ADJUSTABLE - "ZEUS" (PACK OF 4 PCS) | 130 ÷ 150       | 160 | 60          | PCS  | 4              |

# ZEUS HIGH ARTICULATED

MADE IN ITALY



**ZEUS**  
HIGH ARTICULATED

## ANTI-VIBRATION FOOT IN VULCANISED RUBBER SBR

### TECHNICAL SPECIFICATIONS

- Anti-vibration device included
- Made of recycled SBR vulcanized rubber, derived from 100% recycled granules
- Height adjustment ring nut min 150 max 205 mm (model Short)
- Height adjustment ring nut min 200 max 255 mm (model Long)
- Non-slip knurling adjustment
- Adjustable Joint
- No. 2 seats for spirit level insertion
- Fixing screw M8 x 50
- Inclination 0-15°

## PIED ANTIVIBRATOIRE EN CAOUTCHOUC VULCANISÉ SBR

### CARACTÉRISTIQUES TECHNIQUES

- Antivibratoire fourni
- Réalisé en caoutchouc vulcanisé SBR recyclé, issu à 100 % de granulés recyclés
- Bague de réglage en hauteur min 150 max 205 mm (model Short)
- Bague de réglage en hauteur min 200 max 255 mm (model Long)
- Réglage avec moletage antidérapant
- Articulation réglable
- N° 2 prédispositions pour insertion bulle
- Vis de fixation M8 x 50
- Inclinaison 0-15°

## SCHWINGUNGSDÄMPFENDER FUSS AUS VULKANISIERTEM GUMMI SBR

### TECHNISCHE EIGENSCHAFTEN

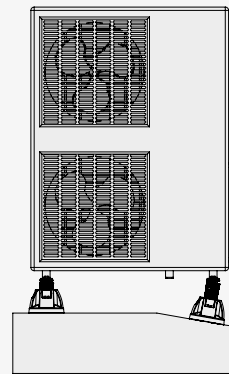
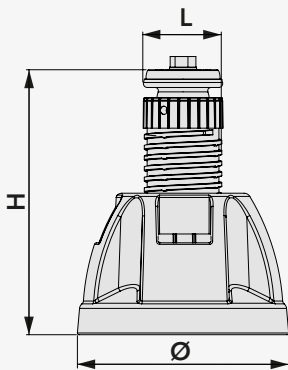
- Schwingungsdämpfer im Lieferumfang enthalten
- Hergestellt aus recyceltem vulkanisiertem SBR-Gummi, gewonnen aus 100 % recycelten Granulaten
- Höhenverstellung von min 150 max 205 mm (modell Short)
- Höhenverstellung von min 200 max 255 mm (modell Long)
- Verstellung mit rutschfester Rändelung
- Verstellbares Gelenk
- Nr. 2 Aussparungen für den Einsatz der Libelle
- Befestigungsschraube nicht durchgehend M8 x 50
- Neigungsverstellung 0-15°



"SHORT" MODEL



"LONG" MODEL



| CODE      | DESCRIPTION  | MOD.  | DIMENSIONS [mm] |    |     | WEIGHT CAPACITY [kg] | U.M. | Pieces per box |
|-----------|--|-------|-----------------|----|-----|----------------------|------|----------------|
|           |  |       | H               | L  | Ø   |                      |      |                |
| SCD500279 | VULCANIZED RUBBER FLOOR SUPPORT - ADJUSTABLE AND ARTICULATED - "ZEUS" H.70 SHORT (PACK OF 4 PCS) | SHORT | 150 ÷ 205       | 60 | 160 | 500                  | PCS  | 4              |
| SCD500280 | VULCANIZED RUBBER FLOOR SUPPORT - ADJUSTABLE AND ARTICULATED - "ZEUS" H.100 LONG (PACK OF 4 PCS) | LONG  | 200 ÷ 255       | 60 | 160 | 500                  | PCS  | 4              |
| SCD500351 | VULCANIZED RUBBER FLOOR SUPPORT - ADJUSTABLE AND ARTICULATED - "ZEUS" H.100 LONG (PACK OF 6 PCS) | LONG  | 200 ÷ 255       | 60 | 160 | 500                  | PCS  | 6              |

Datasheet





## 🇬🇧 LARGE ADJUSTABLE FOOT MOUNT

### TECHNICAL SPECIFICATIONS

- High mechanical strength
- Lower anti-vibration rubber mat 10 mm
- Built-in spirit level
- 4 Holes designed for floor fastening
- Adjustable ring nut with non-slip knurling height from 170 to 210 mm
- Fastening with M10 screws
- Available in black

## 🇫🇷 PIED AU SOL RÉGLABLE

### CARACTÉRISTIQUES TECHNIQUES

- Résistance mécanique élevée
- Tapis inférieure en caoutchouc antivibratoire 10 mm
- Bulle intégrée
- N° 4 Trous conçus pour la fixation au sol
- Bague réglable avec hauteur avec moletage antidérapant de 170 à 210 mm
- Fixation avec vis M10
- Disponible en noir

## 🇩🇪 VERSTELLBARER BODENFUSS

### TECHNISCHE EIGENSCHAFTEN

- Hohe mechanische Festigkeit
- Untere schwingungsdämpfende Gummimatte 10 mm
- Eingebaute Libelle
- 4 Bohrungen für die Bodenbefestigung
- Einstellringmutter mit rutschfester Rändelung Höhe von 170 bis 210 mm
- Befestigung mit M10 Schraube
- Erhältlich in schwarz

Rubber vibration-damping

Hole for adjusting tool

Material with high mechanical resistance

Built-in spirit level

Vibration-damping in mat vulcanised rubber thickness mm 10

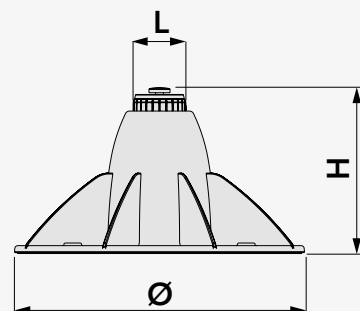
No. 4 holes ready for fastening to the floor

Fastening hole for air conditioning

Adjustment with anti-skid grain

Adjustment ringnut in height min 170 - max 210 mm

Stability ribs



With M10 Screw

**KG**  
**LOAD CAPACITY**  
**1200 kg!**

Datasheet



| CODE     | DESCRIPTION   | DIMENSIONS [mm] |           |     | WEIGHT CAPACITY [kg] | U.M. | Pieces per box |
|----------|---|-----------------|-----------|-----|----------------------|------|----------------|
|          |   | L               | Ø         | H   |                      |      |                |
| 11105400 | LARGE ADJUSTABLE FOOT MOUNT BLACK "GENIUS 1200R" WITH FIXING SCREWS M10 | 60              | 170 ÷ 210 | 330 | 1200                 | PCS  | 4              |

## 🇬🇧 GENIUS AND ZEUS METAL FOOT ADJUSTMENT KEY

## 🇫🇷 CLÉ DE RÉGLAGE DES PIEDS GENIUS ET ZEUS EN MÉTAL

## 🇩🇪 METALLSCHLÜSSEL ZUR EINSTELLUNG DER STÜTZFÜSSE GENIUS UND ZEUS



Allows you to adjust the foot and the Genius system in height after installation

Datasheet



| CODE      | DESCRIPTION                             | U.M. | Pieces per box |
|-----------|---|------|----------------|
| SCD500024 | ADJUSTING SPANNER IN METAL FOR "GENIUS" | PCS  | 1              |

# GENIUS 1200R HIGH ARTICULATED

MADE IN ITALY



# GENIUS 1200R HIGH ARTICULATED

## ADJUSTABLE AND ARTICULATED LARGE FOOT MOUNT

### TECHNICAL SPECIFICATIONS

- High mechanical strength
- Lower anti-vibration rubber mat 10 mm
- Built-in spirit level
- 4 Holes designed for floor fastening
- Adjustable ring nut with non-slip knurling height from 200 to 300 mm
- Fastening pin with M10 screw
- Available in black

## PIED AU SOL ARTICULÉ RÉGLABLE ET ARTICULÉ

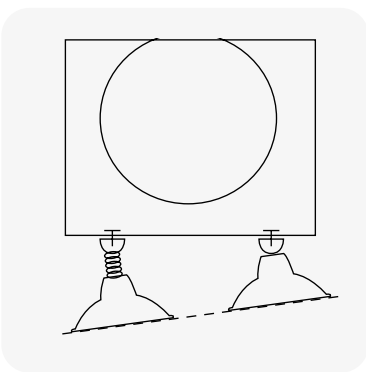
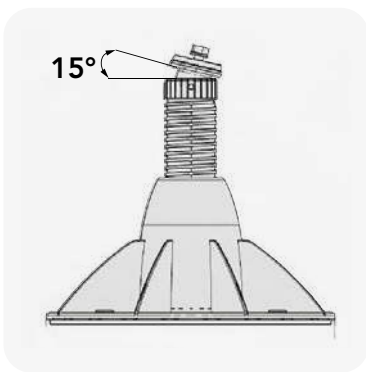
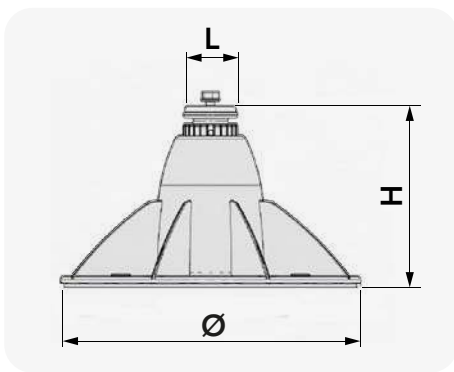
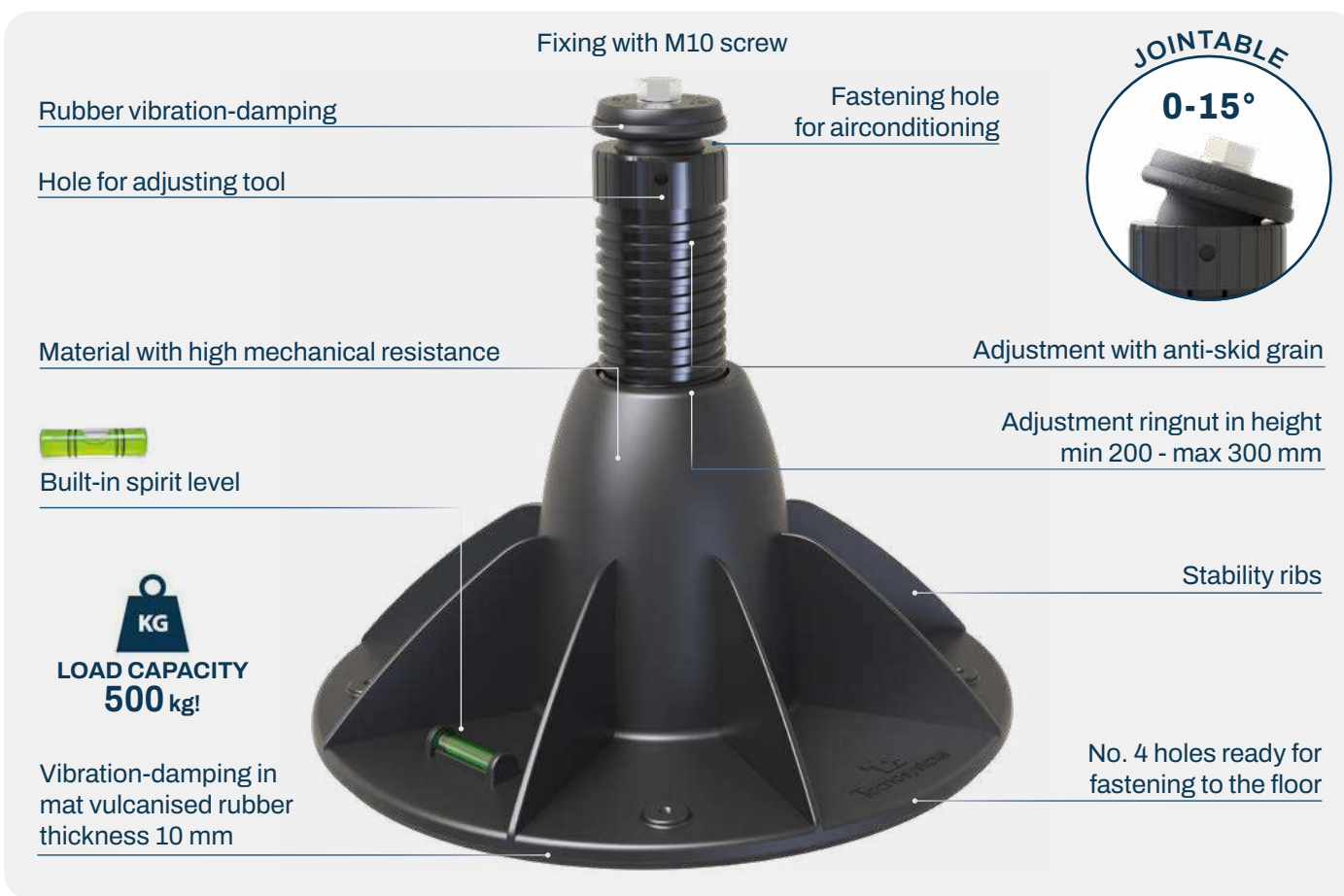
### CARACTÉRISTIQUES TECHNIQUES

- Résistance mécanique élevée
- Tapis inférieur en caoutchouc antivibratoire 10 mm
- Bulle intégrée
- N° 4 Trous conçus pour la fixation au sol
- Bague réglable avec hauteur de moletage antidérapant de 200 à 300 mm
- Goupille de fixation avec vis M10
- Disponible en noir

## GENIUS 1200R HOHER, GELENKIG VERSTELLBARER UND GELENKIG GELAGERTER BODENFUSS

### TECHNISCHE EIGENSCHAFTEN

- Hohe mechanische Festigkeit
- Untere schwingungsdämpfende Gummimatte 10 mm
- Eingebaute Libelle
- 4 Bohrungen für die Bodenbefestigung
- Einstellringmutter mit rutschfester Rändelung Höhe von 200 bis 300 mm
- Befestigungsstift mit M10-Schraube
- Erhältlich in schwarz



| CODE     | DESCRIPTION  | DIMENSIONS [mm] |           |     | WEIGHT CAPACITY [kg] | U.M. | Pieces per box |
|----------|--|-----------------|-----------|-----|----------------------|------|----------------|
|          |  | L               | Ø         | H   |                      |      |                |
| 11105405 | ADJUSTABLE SWIVEL FOOT FOR FLOOR MOUNT "GENIUS 1200R HIGH ARTICULATED" | 60              | 200 ÷ 300 | 330 | 500                  | PCS  | 4              |

Datasheet

# A NEW RIDE FOR WORN TYRES

MADE IN ITALY

A VIRTUOSITY RESULTING  
FROM THE RESEARCH AND PLANNING  
OF OUR **CIRCULAR ECONOMY**



Since their invention, tyres have revolutionised the concept of mobility and the rubber from which they are made is indeed irreplaceable, but like all wearable materials, they too reach the end of their life. It is a common belief that the rubber they are made of is not easy to dispose of but with the right research and process tools, it becomes a highly recyclable material which, when shredded, is reduced to granules.

**Our Extreme bases are made from these recycled vulcanised rubber granules:** the positive effect is not only the reduced environmental impact associated with the disposal of the tyre, but also in terms of **energy, since the production of recycled rubber requires less energy than virgin rubber.**

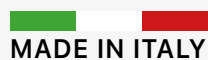
# EXTREME

## ANTI-VIBRATION FLOOR BASE IN SBR VULCANISED RUBBER



The “EXTREME” vibration-damping floor base is with a characteristic vulcanised recycled rubber granule structure and is equipped with an aluminium profile useful for attaching the outdoor condensing unit to the support itself. The floor base can be used to support external condensing units, VRV-VRF, base boilers, electrical ducts or pipes.

The floor base is equipped with a built-in levelling device for correct positioning and can be fixed to the ground. The machines are fixed to the base with nut and M8 screw or through the supplied sliders with M8 screw.



**U-PROFILE: L.38 x H.31 mm**  
Embedded for strong tightness

ALUMINIUM PROFILE FIXING  
WITH M8 NUT AND BOLT  
OR WITH THREADED PLATE

GROOVED SUPPORT BASE  
NON-SLIP WATER DRAIN

BUILT-IN SPIRIT  
LEVEL

PRE-DRILLED HOLES  
FOR FIXING TO THE FLOOR



# KIT 3 PCS EXTREME 100-8

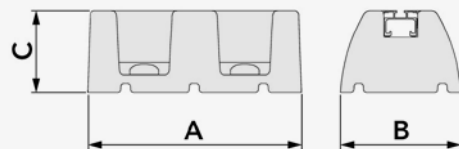


 **VULCANISED RUBBER  
VIBRATION-RESISTANT  
FLOOR BASE**

 **BASE AU SOL ANTI-  
VIBRATIONS EN  
CAOUTCHOUC VULCANISÉ**

 **VIBRATIONSBESTÄNDIGER  
BODENSOCKEL AUS  
VULKANISIERTEM GUMMI**

 **MADE IN ITALY**



**Complete with nut,  
washer and M8 bolt**



**U-profile: L. 38 x H.31 mm**  
Embedded for strong tightness

**Ideal for heat pumps**

**Datasheet**

| CODE      | DESCRIPTION  | DIMENSIONS [mm] |     |    | LOAD CAPACITY [kg] | U.M. | Pieces per box |
|-----------|--|-----------------|-----|----|--------------------|------|----------------|
|           |  | A               | B   | C  |                    |      |                |
| SCD500235 | KIT OF 3 PCS "SBR "EXTREME-8" - 600 (PRICE PER 1 FOOT) | 600             | 140 | 95 | 500                | PCS  | 3              |



# KIT 3 PCS EXTREME 100-20

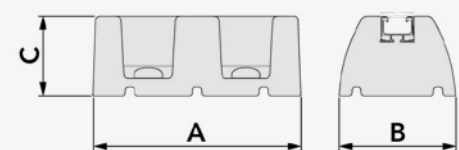


 **VULCANISED RUBBER  
VIBRATION-RESISTANT  
FLOOR BASE**


 **BASE AU SOL ANTI-  
VIBRATIONS EN  
CAOUTCHOUC VULCANISÉ**

 **VIBRATIONSBESTÄNDIGER  
BODENSOCKEL AUS  
VULKANISIERTEM GUMMI**

 **MADE IN ITALY**



**Complete with threaded  
plate, washer and M8 bolt**



**U-profile: L. 38 x H.31 mm**  
Embedded for strong tightness

**Ideal for heat pumps**

**Virtual reality**



| CODE      | DESCRIPTION   | DIMENSIONS [mm] |     |    | LOAD CAPACITY [kg] | U.M. | Pieces per box |
|-----------|---|-----------------|-----|----|--------------------|------|----------------|
|           |   | A               | B   | C  |                    |      |                |
| SCD500236 | KIT OF 3 PCS "SBR "EXTREME-20" - 600 (PRICE PER 1 FOOT) | 600             | 140 | 95 | 500                | PCS  | 3              |

**Datasheet**



# EXTREME 100-8



**VULCANISED RUBBER VIBRATION-RESISTANT FLOOR BASE**

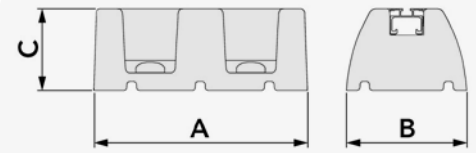
**BASE AU SOL ANTI-VIBRATIONS EN CAOUTCHOUC VULCANISÉ**

**VIBRATIONSBESTÄNDIGER BODENSOCKEL AUS VULKANISIERTEM GUMMI**

**MADE IN ITALY**



**U-profile: L. 38 x H.31 mm**  
Embedded for strong tightness



**Complete with nut, washer and M8 bolt**

Virtual reality



| CODE      | DESCRIPTION  | DIMENSIONS [mm] |     |    | LOAD CAPACITY [kg] | U.M. | Pieces per box |
|-----------|--|-----------------|-----|----|--------------------|------|----------------|
|           |  | A               | B   | C  |                    |      |                |
| 11105060  | SBR "EXTREME-8" 250 - FOOT MOUNT WITH ALU PROFILE, FIXING BOLT, WASHER AND NUT M8  | 250             | 140 | 95 | 200                | PCS  | 2              |
| SCD500237 | SBR "EXTREME-8" 450 - FOOT MOUNT WITH ALU PROFILE, FIXING BOLT, WASHER AND NUT M8  | 450             | 140 | 95 | 300                | PCS  | 2              |
| SCD500238 | SBR "EXTREME-8" 600 - FOOT MOUNT WITH ALU PROFILE, FIXING BOLT, WASHER AND NUT M8  | 600             | 140 | 95 | 500                | PCS  | 2              |
| 11105066  | SBR "EXTREME-8" 1000 - FOOT MOUNT WITH ALU PROFILE, FIXING BOLT, WASHER AND NUT M8 | 1000            | 140 | 95 | 650                | PCS  | 2              |
| 11105068  | SBR "EXTREME-8" 1200 - FOOT MOUNT WITH ALU PROFILE, FIXING BOLT, WASHER AND NUT M8 | 1200            | 140 | 95 | 750                | PCS  | 2              |

Datasheet



# EXTREME 70-8



**VULCANISED RUBBER VIBRATION-RESISTANT FLOOR BASE**

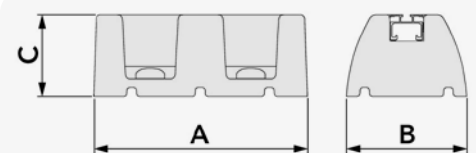
**BASE AU SOL ANTI-VIBRATIONS EN CAOUTCHOUC VULCANISÉ**

**VIBRATIONSBESTÄNDIGER BODENSOCKEL AUS VULKANISIERTEM GUMMI**

**MADE IN ITALY**



**U-profile: L. 38 x H.31 mm**  
Embedded for strong tightness



**Complete with nut, washer and M8 bolt**

Virtual reality



| CODE      | DESCRIPTION                           | DIMENSIONS [mm] |     |    | LOAD CAPACITY [kg] | U.M. | Pieces per box |
|-----------|---------------------------------------|-----------------|-----|----|--------------------|------|----------------|
|           |                                       | A               | B   | C  |                    |      |                |
| SCD500071 | SBR "EXTREME 70 - 8" 450 - FOOT MOUNT | 450             | 140 | 65 | 300                | PCS  | 2              |
| SCD500072 | SBR "EXTREME 70 - 8" 600 - FOOT MOUNT | 600             | 140 | 65 | 500                | PCS  | 2              |

Datasheet



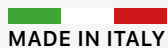
# EXTREME 100-20




 **VULCANISED RUBBER VIBRATION-RESISTANT FLOOR BASE**

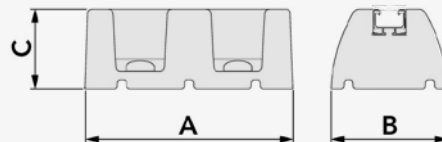
 **BASE AU SOL ANTI-VIBRATIONS EN CAOUTCHOUC VULCANISÉ**

 **VIBRATIONSBESTÄNDIGER BODENSOCKEL AUS VULKANISIERTEM GUMMI**

 **MADE IN ITALY**



**U-profile: L. 38 x H.31 mm**  
Embedded for strong tightness



**Complete with threaded plate, washer and M8 bolt**

| CODE      | DESCRIPTION   | DIMENSIONS [mm] |     |    | LOAD CAPACITY [kg] | U.M. | Pieces per box |
|-----------|---|-----------------|-----|----|--------------------|------|----------------|
|           |   | A               | B   | C  |                    |      |                |
| 11105060V | SBR "EXTREME-20" 250 - FOOT MOUNT WITH ALU PROFILE, THREADED PLATE TYPE B, WASHER AND NUT M8  | 250             | 140 | 95 | 200                | PCS  | 2              |
| SCD500241 | SBR "EXTREME-20" 450 - FOOT MOUNT WITH ALU PROFILE, THREADED PLATE TYPE B, WASHER AND NUT M8  | 450             | 140 | 95 | 300                | PCS  | 2              |
| SCD500242 | SBR "EXTREME-20" 600 - FOOT MOUNT WITH ALU PROFILE, THREADED PLATE TYPE B, WASHER AND NUT M8  | 600             | 140 | 95 | 500                | PCS  | 2              |
| 11105066V | SBR "EXTREME-20" 1000 - FOOT MOUNT WITH ALU PROFILE, THREADED PLATE TYPE B, WASHER AND NUT M8 | 1000            | 140 | 95 | 650                | PCS  | 2              |
| 11105068V | SBR "EXTREME-20" 1200 - FOOT MOUNT WITH ALU PROFILE, THREADED PLATE TYPE B, WASHER AND NUT M8 | 1200            | 140 | 95 | 750                | PCS  | 2              |

[Datasheet](#)



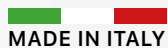
# EXTREME 70-20




 **VULCANISED RUBBER VIBRATION-RESISTANT FLOOR BASE**

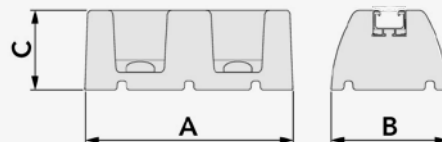
 **BASE AU SOL ANTI-VIBRATIONS EN CAOUTCHOUC VULCANISÉ**

 **VIBRATIONSBESTÄNDIGER BODENSOCKEL AUS VULKANISIERTEM GUMMI**

 **MADE IN ITALY**



**U-profile: L. 38 x H.31 mm**  
Embedded for strong tightness



**Complete with threaded plate, washer and M8 bolt**

| CODE      | DESCRIPTION                      | DIMENSIONS [mm] |     |    | LOAD CAPACITY [kg] | U.M. | Pieces per box |
|-----------|----------------------------------|-----------------|-----|----|--------------------|------|----------------|
|           |                                  | A               | B   | C  |                    |      |                |
| SCD500073 | EXTREME 70 - 20 450 - FOOT MOUNT | 450             | 140 | 65 | 300                | PCS  | 2              |
| SCD500074 | EXTREME 70 - 20 600 - FOOT MOUNT | 600             | 140 | 65 | 500                | PCS  | 2              |

[Datasheet](#)





# EXTREME 100-A

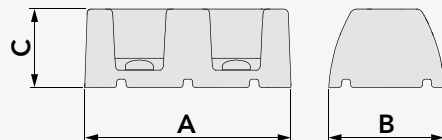


**VULCANISED RUBBER VIBRATION-RESISTANT FLOOR BASE**

**BASE AU SOL ANTI-VIBRATIONS EN CAOUTCHOUC VULCANISÉ**

**VIBRATIONSBESTÄNDIGER BODENSOCKEL AUS VULKANISIERTEM GUMMI**

**MADE IN ITALY**



Supplied with self-tapping screws

Fixing the direct screw on support

| CODE      | DESCRIPTION                                       | DIMENSIONS [mm] |     |    | LOAD CAPACITY [kg] | U.M. | Pieces per box |
|-----------|---|-----------------|-----|----|--------------------|------|----------------|
|           |   | A               | B   | C  |                    |      |                |
| 11105059  | SBR "EXTREME-A" 250 - FOOT MOUNT W/O ALU PROFILE  | 250             | 140 | 95 | 200                | PCS  | 2              |
| SCD500245 | SBR "EXTREME-A" 450 - FOOT MOUNT W/O ALU PROFILE  | 450             | 140 | 95 | 300                | PCS  | 2              |
| SCD500246 | SBR "EXTREME-A" 600 - FOOT MOUNT W/O ALU PROFILE  | 600             | 140 | 95 | 500                | PCS  | 2              |
| 11105071  | SBR "EXTREME-A" 1000 - FOOT MOUNT W/O ALU PROFILE | 1000            | 140 | 95 | 650                | PCS  | 2              |
| 11105072  | SBR "EXTREME-A" 1200 - FOOT MOUNT W/O ALU PROFILE | 1200            | 140 | 95 | 750                | PCS  | 2              |

Datasheet



# EXTREME 70 A

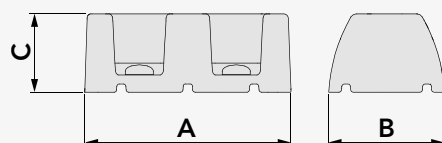


**VULCANISED RUBBER VIBRATION-RESISTANT FLOOR BASE**

**BASE AU SOL ANTI-VIBRATIONS EN CAOUTCHOUC VULCANISÉ**

**VIBRATIONSBESTÄNDIGER BODENSOCKEL AUS VULKANISIERTEM GUMMI**

**MADE IN ITALY**



Supplied with self-tapping screws

Fixing the direct screw on support

| CODE      | DESCRIPTION                     | DIMENSIONS [mm] |     |    | LOAD CAPACITY [kg] | U.M. | Pieces per box |
|-----------|---------------------------------|-----------------|-----|----|--------------------|------|----------------|
|           |                                 | A               | B   | C  |                    |      |                |
| SCD500075 | EXTREME 70 - A 450 - FOOT MOUNT | 450             | 140 | 65 | 300                | PCS  | 2              |
| SCD500076 | EXTREME 70 - A 600 - FOOT MOUNT | 600             | 140 | 65 | 500                | PCS  | 2              |


Datasheet



# EXTREME HEIGHT 100

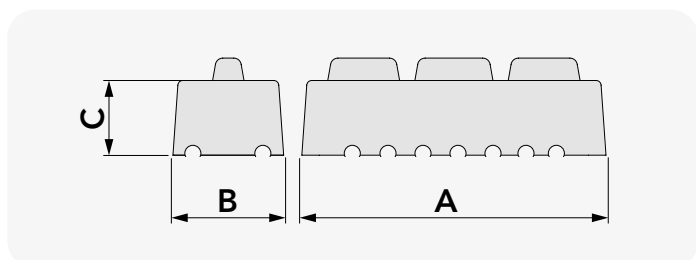
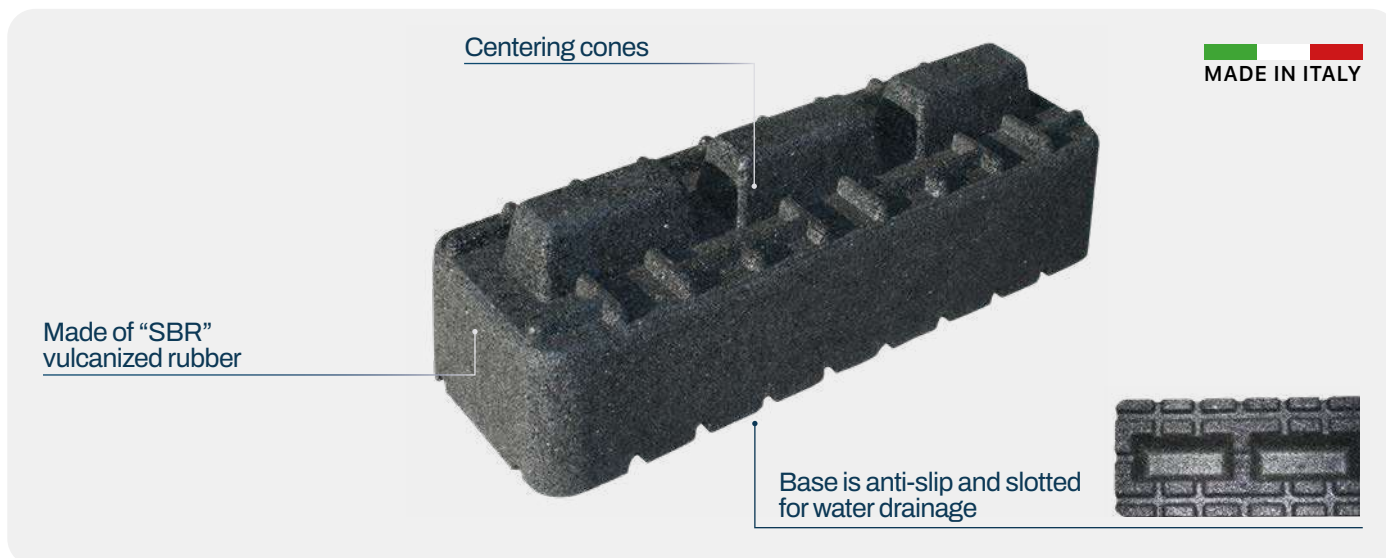


 RAISER FOR FLOOR BASE WITH VIBRATION DAMPING IN VULCANISED RUBBER SBR


 SURÉLEVATEUR POUR BASE DE SOL AVEC AMORTISSEMENT DES VIBRATIONS EN CAOUTCHOUC VULCANISÉ SBR

 SCHWINGUNGSDÄMPFENDER ERHÖHUNGSBASIS AUS VULKANISIERTEM SBR-GUMMI

**EXTREME HEIGHT** floor base risers, placed under the EXTREME 8-20-A floor bases, help further raise the outdoor unit in order to protect it in case of heavy snowfall and downpours.



[Datasheet](#)

| CODE      | DESCRIPTION  | FOR CODES: | DIMENSIONS [mm] |     |     | LOAD CAPACITY [kg] | U.M. |  Pieces per box |
|-----------|--|------------|-----------------|-----|-----|--------------------|------|--|
|           |  |            | A               | B   | C   |                    |      |  |
| 11105061  | RISER FOR FOOT MOUNT IN SBR "EXTREME HEIGHT 250"   | 11105060   | 275             | 165 | 104 | 200                | PCS  | 1  |
|           |  | 11105060V  |                 |     |     |                    |      |  |
|           |  | 11105059   |                 |     |     |                    |      |  |
| 11105067  | RISER FOR FOOT MOUNT IN SBR "EXTREME HEIGHT 1000"  | 11105066   | 1025            | 165 | 104 | 650                | PCS  | 1  |
|           |  | 11105066V  |                 |     |     |                    |      |  |
|           |  | 11105071   |                 |     |     |                    |      |  |
| SCD500077 | RISER FOR FOOT MOUNT 70 - 100 "EXTREME HEIGHT 450" | SCD500237  | 475             | 165 | 104 | 300                | PCS  | 1  |
|           |  | SCD500241  |                 |     |     |                    |      |  |
|           |  | SCD500245  |                 |     |     |                    |      |  |
|           |  | SCD500071  |                 |     |     |                    |      |  |
|           |  | SCD500073  |                 |     |     |                    |      |  |
| SCD500078 | RISER FOR FOOT MOUNT 70 - 100 "EXTREME HEIGHT 600" | SCD500238  | 625             | 165 | 104 | 500                | PCS  | 1  |
|           |  | SCD500242  |                 |     |     |                    |      |  |
|           |  | SCD500246  |                 |     |     |                    |      |  |
|           |  | SCD500072  |                 |     |     |                    |      |  |
|           |  | SCD500074  |                 |     |     |                    |      |  |
|           |  | SCD500076  |                 |     |     |                    |      |  |


# SBR

 **SBR - INSULATION AND VIBRATION-DAMPING MAT PANEL IN VULCANISED RUBBER**

 **TAPIS ISOLANT ET ANTI-VIBRATIONS EN CAOUTCHOUC VULCANISÉ**


 **SBR - ISOLIER- UND ANTI-VIBRATIONSMATTENPLATTE AUS VULKANISIERTEM GUMMI**





| CODE      | DESCRIPTION  | DIMENSIONS [mm] | THICKNESS [mm] | U.M. |  Pieces per box |
|-----------|--|-----------------|----------------|------|--|
| 11105073  | INSULATING MAT "SBR" VULCANIZED RUBBER VIBRATION DAMPER 500x500x20 | 500 x 500       | 20             | PCS  | 1  |
| SCC500001 | INSULATING MAT "SBR" VULCANIZED RUBBER VIBRATION DAMPER 500x500x10 | 500 x 500       | 10             | PCS  | 1  |
| SCC500002 | INSULATING MAT "SBR" VULCANIZED RUBBER VIBRATION DAMPER 330X330X20 | 330 x 330       | 20             | PCS  | 1  |
| SCC500003 | INSULATING MAT "SBR" VULCANIZED RUBBER VIBRATION DAMPER 330X330X10 | 330 x 330       | 10             | PCS  | 1  |


[Datasheet](#)




 **PRE-CUT VULCANISED NATURAL RUBBER MULTI-PURPOSE VIBRATION-DAMPING MAT 452 X 452 X 20**

 **TAPIS ANTI-VIBRATIONS POLYVALENT EN CAOUTCHOUC NATUREL VULCANISÉ PRÉDÉCOUPÉ 452 X 452 X 20**

 **VORGESCHNITTENE, VULKANISIERTE, SCHWINGUNGSDÄMPFENDE MEHRZWECK-MATTE AUS NATURGUMMI 452 X 452 X 20**



Guide to cutting to size

| CODE      | DESCRIPTION   | DIMENSIONS [mm] | THICKNESS [mm] | U.M. |  Pieces per box |
|-----------|---|-----------------|----------------|------|--|
| SCC500013 | MULTIUSE PRE-CUT INSULATING MAT IN VULCANIZED RUBBER 452X452X20 | 452 x 452       | 20             | PC   | 1  |


[Datasheet](#)




 **VULCANISED NATURAL RUBBER BAND MULTI-PURPOSE SET**

 **ENSEMBLE DE BANDES ANTI-VIBRATIONS EN CAOUTCHOUC VULCANISÉ NATUREL POLYVALENTES**

 **MEHRZWECK-BAUSATZ VULKANISIERTER NATURGUMMIBÄNDER**




| CODE     | DESCRIPTION              | DIMENSIONS [mm] |    | THICKNESS [mm] | LOAD CAPACITY MAX. | U.M. |  Pieces per box |
|----------|--------------------------|-----------------|----|----------------|--------------------|------|--|
|          |                          | L               | H  |                |                    |      |  |
| 11100069 | MULTI ANTI-VIBRATION PAD | 610             | 50 | 9              | 400 Kg/1pc.        | PC   | 1  |


[Datasheet](#)




 **VULCANISED RUBBER AND CORK DUAL KNURLED MULTI-PURPOSE VIBRATION-DAMPING MAT**

 **TAPIS ANTI-VIBRATIONS POLYVALENT À DOUBLE MOLETAGE EN CAOUTCHOUC VULCANISÉ ET LIÈGE**

 **MEHRZWECK SCHWINGUNGSSCHUTZMATTE MIT RÄNDELUNGEN AUS VULKANISIERTEM GUMMI UND KORKEN**




 **LOAD CAPACITY 200 kg!**


| CODE      | DESCRIPTION  | DIM. [mm] | THICK. [mm] | LOAD CAPACITY MAX. [kg] | U.M. |  Pieces per box |
|-----------|--|-----------|-------------|-------------------------|------|--|
| SCC500006 | MULTIUSE INSULATING MAT IN VULCANIZED RUBBER AND CORK, WITH DOUBLE KNURLING - 70x70X30   | 70 x 70   | 30          | 200                     | PCS  | 4  |
| SCC500007 | MULTIUSE INSULATING MAT IN VULCANIZED RUBBER AND CORK, WITH DOUBLE KNURLING - 100x100X30 | 100 x 100 | 30          | 200                     | PCS  | 4  |
| SCC500008 | MULTIUSE INSULATING MAT IN VULCANIZED RUBBER AND CORK, WITH DOUBLE KNURLING - 150x150X30 | 150 x 150 | 30          | 200                     | PCS  | 4  |


[Datasheet](#)




 **MULTI-PURPOSE VULCANISED ANTI-VIBRATION RUBBER BAND WITH DOUBLE CROSSED KNURLING**

 **BANDE DE CAOUTCHOUC ANTIVIBRATOIRE VULCANISÉE POLYVALENTE AVEC DOUBLE MOLETAGE EN CROIX**

 **MEHRZWECK SCHWINGUNGSSCHUTZMATTE MIT RÄNDELUNGEN AUS VULKANISIERTEM GUMMI**



**WITH DOUBLE CROSSWISE KNURLING**

| CODE      | DESCRIPTION   | DIM. [mm]  | THICK. [mm] | LOAD CAPACITY MAX. [kg] | U.M. |  Pieces per box |
|-----------|---|------------|-------------|-------------------------|------|--|
| SCC500005 | MULTIUSE INSULATING STRIP IN VULCANIZED RUBBER, WITH DOUBLE CROSSING KNURLING 1000X100X10 | 1000 x 100 | 10          | 200                     | PC   | 1  |

[Datasheet](#)





 FLOOR SUPPORT

 APPUI AU SOL

 BODENSTÄNDER

The range of vibration-damping floor supports has been designed to support high loads and is recommended for the positioning of large machines such as: VRV-VRF, refrigeration units, air handling units, large industrial plants in general. Through the threaded pin and adjustment, any machine can be adjusted in height and levelled.

It is fully made with Ø 50 galvanised steel pipe complete with nuts, washers, threaded bars.



LOAD CAPACITY  
**2000 kg!**

Seat for round pipe square  
Ø50, 40x40 and for profile 41x41

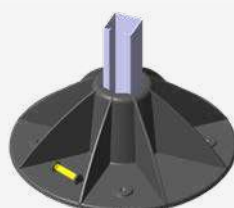
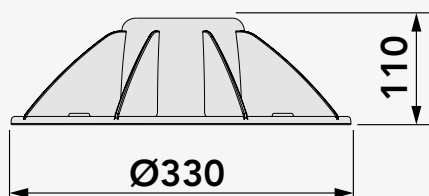
High - mechanical  
strength material

Stability ribs

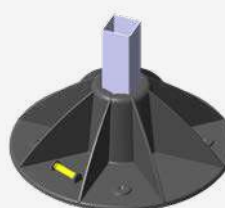
Built-in  
spirit level

No. 4 holes ready for fastening  
to the floor

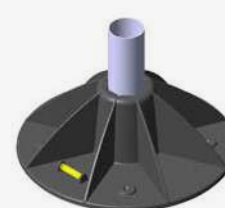
Vibration-damping mat  
in vulcanised rubber  
thickness mm. 10



PROFILE 41 X 41



PIPE 40 X 40



ROUND PIPE Ø 50

## ADJUSTABLE FLOOR SUPPORT

### TECHNICAL SPECIFICATIONS

- High mechanical strength
- Lower anti-vibration rubber mat thk. 10 mm
- Built-in spirit level
- Threaded bar
- Galvanised tube Ø 50 mm
- Available in black

## SUPPORT AU SOL RÉGLABLE

### CARACTÉRISTIQUES TECHNIQUES

- Résistance mécanique élevée
- Tapis inférieur en caoutchouc antivibratoire de 10 mm d'épaisseur
- Bulle intégrée
- Barre filetée
- Tuyau galvanisé Ø 50 mm
- Disponible en noir

## VERSTELLBARER BODENSTÄNDER

### TECHNISCHE EIGENSCHAFTEN

- Hohe mechanische Festigkeit
- Untere schwingungsdämpfende Gummimatte, Dicke 10 mm
- Eingebaute Libelle
- Gewindestange
- Verzinktes Rohr Ø 50 mm
- Erhältlich in schwarz

**KG** LOAD CAPACITY  
**2000 kg!**

Datasheet



Galvanized pipe Ø 50



**HERCULES 100**



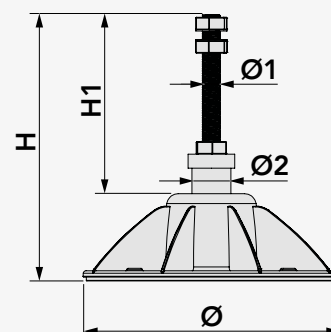
**HERCULES 210 - 300**



**HERCULES 260 - 390**



**HERCULES 370 - 500**



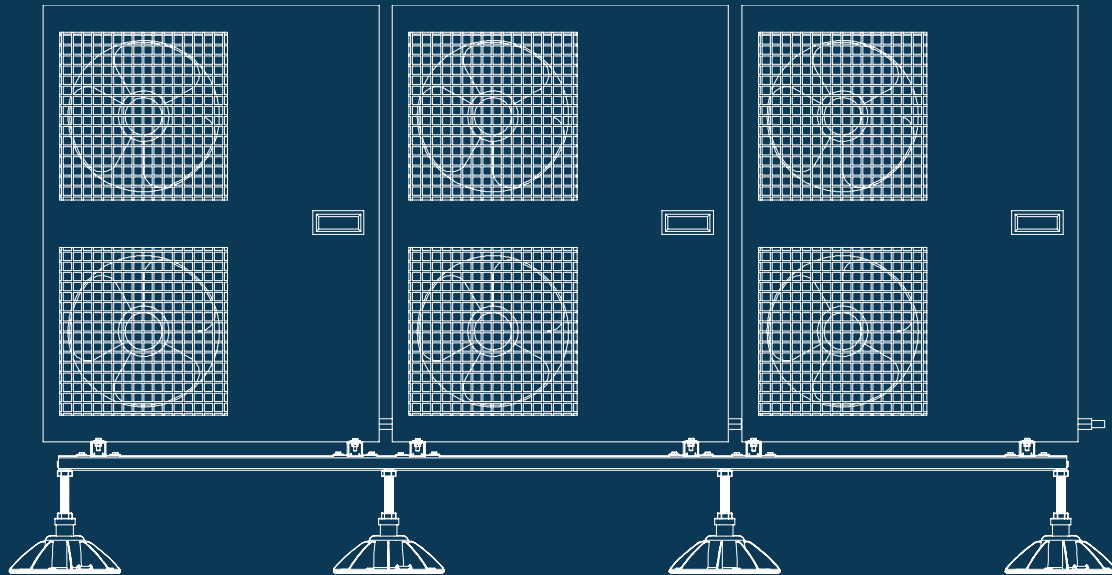
| CODE      | DESCRIPTION                              | DIMENSIONS [mm] |     |    |           |           | LOAD CAPACITY MAX. [kg] | U.M. | Pieces per box |
|-----------|--|-----------------|-----|----|-----------|-----------|-------------------------|------|----------------|
|           |  | Ø               | Ø1  | Ø2 | H         | H1        |                         |      |                |
| 11105110  | "HERCULES" 100 FOOT MOUNT                | 330             | --  | -- | 106       | --        | 2000                    | PCS  | 2              |
| 11105120  | ADJUSTABLE "HERCULES" 150-300 FOOT MOUNT | 330             | M24 | 50 | 210 ÷ 300 | 104 ÷ 194 | 2000                    | PCS  | 2              |
| 11105130  | ADJUSTABLE "HERCULES" 150-400 FOOT MOUNT | 330             | M24 | 50 | 260 ÷ 390 | 154 ÷ 194 | 2000                    | PCS  | 2              |
| 11105140* | ADJUSTABLE "HERCULES" 150-500 FOOT MOUNT | 330             | M24 | 50 | 370 ÷ 500 | 264 ÷ 394 | 2000                    | PCS  | 2              |

\*Available on request

# ADJUSTABLE MODULAR SUPPORT SYSTEMS

# GENIUS<sup>1200</sup> MODULAR

# HERCULES MODULAR

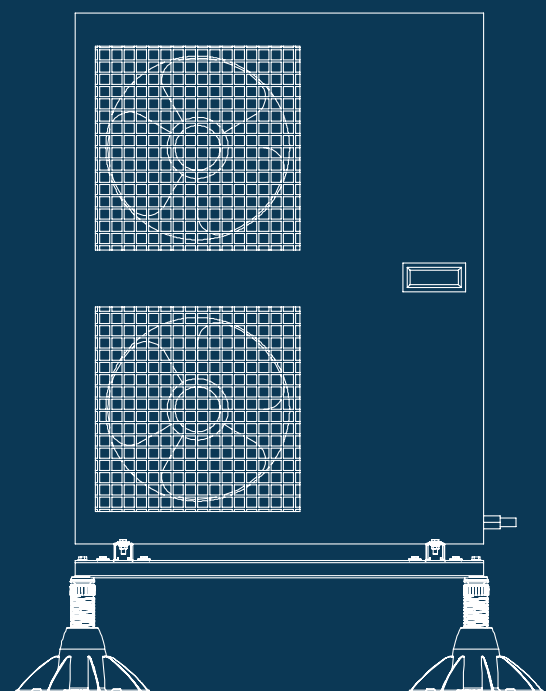


The Hercules and Genius Modular systems are designed to provide a versatile and reliable solution to support VRV / VRF units and chillers, ensuring correct installation and optimum system efficiency. Thanks to its modular design, the system can be easily adapted to different configurations and project-specific requirements.

The system structure is made of high-quality materials, such as galvanised steel and aluminium, which guarantee superior weather resistance and exceptional durability. The support system is also equipped with adjustable feet, enabling accurate installation and perfect levelling of the units.

The versatility of the systems is also reflected in its ability to adapt to different unit dimensions and weights. Thanks to its modular and adjustable components, the system can be easily customised to support both small units and large multi-unit systems.

In addition to its functionality, the systems have been designed with a focus on aesthetics. The system's elegant and discreet design blends perfectly with the architecture of buildings, ensuring a clean and professional appearance.





# HERCULES MODULAR 1-2-3

MADE IN ITALY

# HERCULES

MODULAR

## ADJUSTABLE SUPPORT SYSTEM

### TECHNICAL SPECIFICATIONS

- Galvanised steel profile structure
- Adjustable feet "Hercules" model
- Adaptable to all machines on the market
- Height-adjustable

### HEIGHT-ADJUSTABLE

IDEAL FOR VRF-VRV, REFRIGERATION UNITS AND AIR TREATMENT SYSTEMS

## SYSTÈME DE SUPPORT RÉGLABLE

### CARACTÉRISTIQUES TECHNIQUES

- Structure profilée en acier galvanisé
- Pieds "Hercules" ajustables
- Adaptable à toutes les machines sur le marché
- Réglable en hauteur

### RÉGLABLE EN HAUTEUR

IDÉAL POUR VRF-VRV, GROUPES FRIGORIFIQUES ET CTA

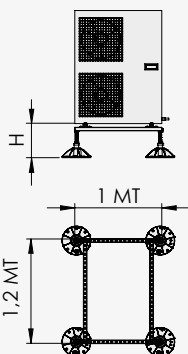
## VERSTELLBARES STÜTZSYSTEM

### TECHNISCHE EIGENSCHAFTEN

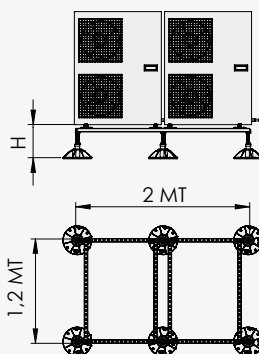
- Profilstruktur aus verzinktem Stahl
- Verstellbare Füße Modell "Hercules"
- Anpassbar an alle handelsüblichen Maschinen
- Höhenverstellbar

### HÖHENVERSTELLBAR

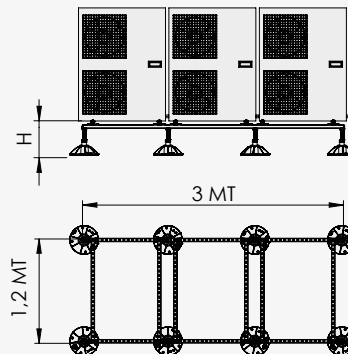
IDEAL FÜR VRF-VRV, KÜHLAGGREGATE UND AHUS



HERCULES MODULAR 1



HERCULES MODULAR 2



HERCULES MODULAR 3

| CODE      | DESCRIPTION                        | HEIGHT [mm] | LOAD CAPACITY [kg] | U.M. | Pieces per box |
|-----------|------------------------------------|-------------|--------------------|------|----------------|
| SCD500052 | HERCULES MODULAR SYSTEM 1" 270-360 | 270 ÷ 360   | 8000               | PCS  | 1              |
| SCD500053 | HERCULES MODULAR SYSTEM 1" 320-450 | 320 ÷ 450   | 8000               | PCS  | 1              |
| SCD500054 | HERCULES MODULAR SYSTEM 1" 430-560 | 430 ÷ 560   | 8000               | PCS  | 1              |
| SCD500055 | HERCULES MODULAR SYSTEM 2" 270-360 | 270 ÷ 360   | 12000              | PCS  | 1              |
| SCD500056 | HERCULES MODULAR SYSTEM 2" 320-450 | 320 ÷ 450   | 12000              | PCS  | 1              |
| SCD500057 | HERCULES MODULAR SYSTEM 2" 430-560 | 430 ÷ 560   | 12000              | PCS  | 1              |
| SCD500058 | HERCULES MODULAR SYSTEM 3" 270-360 | 270 ÷ 360   | 16000              | PCS  | 1              |
| SCD500059 | HERCULES MODULAR SYSTEM 3" 320-450 | 320 ÷ 450   | 16000              | PCS  | 1              |
| SCD500060 | HERCULES MODULAR SYSTEM 3" 430-560 | 430 ÷ 560   | 16000              | PCS  | 1              |

Datasheet



# GENIUS 1200 MODULAR 1-2-3

MADE IN ITALY

# GENIUS 1200 MODULAR

## ADJUSTABLE SUPPORT SYSTEM

### TECHNICAL SPECIFICATIONS

- Galvanised steel profile structure
- Adjustable, swivel feet "Genius" model
- Adaptable to all machines on the market
- Height-adjustable

### HEIGHT-ADJUSTABLE

IDEAL FOR VRF-VRV, REFRIGERATION UNITS AND AIR TREATMENT SYSTEMS

## SYSTÈME DE SUPPORT RÉGLABLE

### CARACTÉRISTIQUES TECHNIQUES

- Structure profilée en acier galvanisé
- Pieds "Genius" ajustables et articulés
- Adaptable à toutes les machines sur le marché
- Réglable en hauteur

### RÉGLABLE EN HAUTEUR

IDÉAL POUR VRF-VRV, GROUPES FRIGORIFIQUES ET CTA

## VERSTELLBARES STÜTZSYSTEM

### TECHNISCHE EIGENSCHAFTEN

- Profilstruktur aus verzinktem Stahl
- Verstellbare, Gelenk-FüÙe "Genius"
- Anpassbar an alle handelsüblichen Maschinen
- Höhenverstellbar

### HÖHENVERSTELLBAR

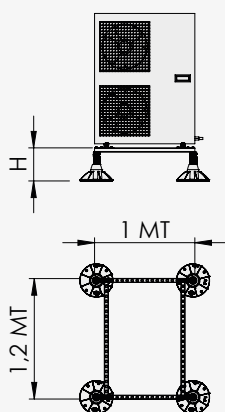
IDEAL FÜR VRF-VRV, KÜHLAGGREGATE UND AHUS



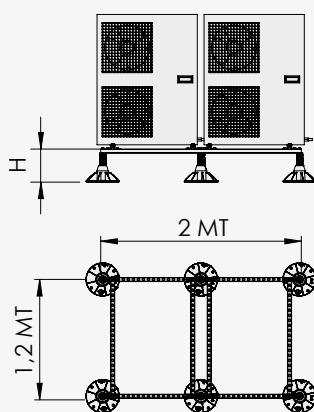
Detail of the joint



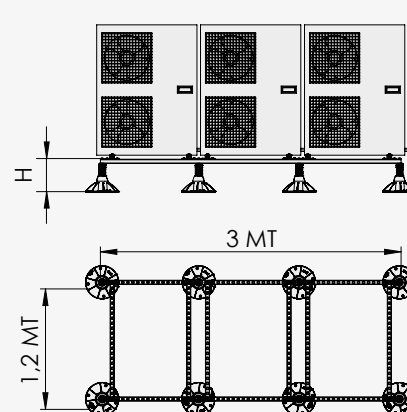
Virtual reality



GENIUS MODULAR 1



GENIUS MODULAR 2



GENIUS MODULAR 3

| CODE      | DESCRIPTION                      | HEIGHT MIN-MAX [mm] | LOAD CAPACITY [kg] | U.M. | Pieces per box |
|-----------|----------------------------------|---------------------|--------------------|------|----------------|
| SCD500061 | GENIUS MODULAR SYSTEM 1" 280-370 | 280 ÷ 370           | 2000               | PCS  | 1              |
| SCD500062 | GENIUS MODULAR SYSTEM 2" 280-370 | 280 ÷ 370           | 3000               | PCS  | 1              |
| SCD500063 | GENIUS MODULAR SYSTEM 3" 280-370 | 280 ÷ 370           | 4000               | PCS  | 1              |


Datasheet



# TRAY FOR ADJUSTABLE SUPPORT SYSTEMS

**HERCULES**  
MODULAR

**GENIUS 1200**  
MODULAR

 **TRAY FOR ADJUSTABLE SUPPORT SYSTEMS FOR HERCULES MODULAR AND GENIUS MODULAR**


**TECHNICAL SPECIFICATIONS**

- Made of galvanized metal sheet
- Adaptable to all Modular 1, 2, 3 systems
- Supplied with Ø 16 condensate drain pipe coupling
- Supplied with fastening screws

 **BAC POUR SYSTÈMES DE SUPPORT RÉGLABLES HERCULES MODULAR ET GENIUS MODULAR**


**CARACTÉRISTIQUES TECHNIQUES**

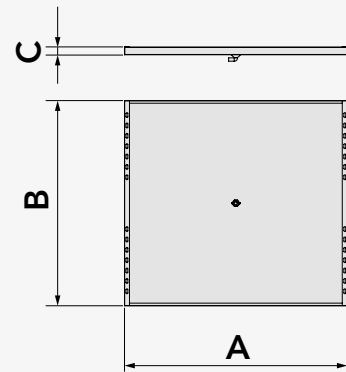

- Fabriqué en tôle galvanisée
- Adaptable à tous les systèmes modulaires 1, 2, 3
- Livré avec raccord de tuyau de vidange de condensat Ø 16
- Livré avec le matériel de montage

 **WANNE FÜR DIE VERSTELLBAREN HALTERUNGSSYSTEM HERCULES MODULAR UND GENIUS MODULAR**

**TECHNISCHE EIGENSCHAFTEN**

- Aus verzinktem Blech
- Anpassbar an alle Modular-Systeme 1, 2, 3
- Lieferung mit Kondensatablaufschlauchanschluss Ø 16
- Lieferung mit Befestigungsschrauben und Muttern

 **MADE IN ITALY**



Diameter of the heating cable: Ø6 mm

Power supply voltage: 230 V


Resistance tolerance: -5%/+10%

Connection at + 3°C

Built-in thermostat



**EXAMPLE OF TRAY INSTALLED ON HERCULES MODULAR 1 SUPPORT SYSTEM**

| CODE      | DESCRIPTION  | DIMENSIONS [mm] |     |    | U.M. | <br>Pieces per box |
|-----------|--|-----------------|-----|----|------|---|
|           |  | A               | B   | C  |      |   |
| SCD500084 | TRAY FOR ADJUSTABLE SUPPORT SYSTEMS HERCULES MODULAR AND GENIUS MODULAR  | 1075            | 990 | 38 | PCS  | 1   |
| SCD500247 | DRAIN PAN FOR MODULAR SYSTEMS WITH HEATING CABLE "HERCULES" and "GENIUS" | 1075            | 990 | 38 | PCS  | 1   |

[Datasheet](#)



## WRENCH FOR FIXING OUTDOOR UNITS

### TECHNICAL SPECIFICATIONS

- Socket spanner for 14mm hex head screws
- Instrument length 70 cm
- Equipped with 2 practical handles, one for sealing and one for screwing
- Max. spanner opening 18 cm

## CLÉ POUR FIXER DES UNITÉS EXTERNES

### CARACTÉRISTIQUES TECHNIQUES

- Clé à douille pour vis à tête hexagonale de 14 mm
- Longueur de l'instrument 70 cm
- Équipé de 2 poignées pratiques, une pour l'étanchéité et une pour le vissage
- Ouverture de la clé max. 18 cm

## SCHLÜSSEL ZUR BEFESTIGUNG DER AUSSENGERÄTE

### TECHNISCHE EIGENSCHAFTEN

- Steckschlüssel für 14 mm Sechskantschrauben
- Instrumentenlänge 70 cm
- Mit 2 praktischen Griffen, einer zum Verschließen und einer zum Verschrauben
- Max. Schlüsselöffnung 18 cm



Datasheet



| CODE      | DESCRIPTION                              | U.M. | Pieces per box |
|-----------|--|------|----------------|
| SCC600021 | SPECIAL WRENCH FOR FIXING EXTERNAL UNITS | PCS  | 1              |

## GIRAFFA 200

CE MADE IN ITALY

## TELESCOPIC MANUAL LIFTER

### TECHNICAL SPECIFICATIONS

- Made of aluminium
- Max load capacity 180 kg
- Folded hoist dimensions 1169 x 778 x 471 mm
- Maximum lifting height 2.88 m
- Removable feet for easy transport of hoist
- Includes swivel castors Ø 76 mm with brake

## ÉLÉVATEUR MANUEL TÉLESCOPIQUE

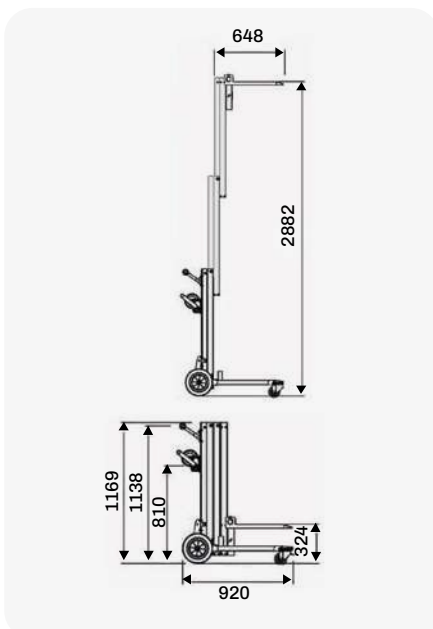
### CARACTÉRISTIQUES TECHNIQUES

- Fabriqué en aluminium
- Capacité de charge maximale 180 kg
- Dimensions de l'élévateur replié 1169 x 778 x 471 mm
- Hauteur de levage maximale 2,88 m
- Pieds amovibles pour faciliter le transport de l'élévateur
- Livré avec roulettes pivotantes Ø 76 mm équipées de frein


## TELESKOP GIRAFFE 200 - HANDLIFT

### TECHNISCHE EIGENSCHAFTEN

- Aus Aluminium
- Max. Tragfähigkeit 180 kg
- Abmessungen der gefalteten Hebevorrichtung 1169 x 778 x 471 mm
- Maximale Hubhöhe 2,88 m
- Abnehmbare Füße für einfachen Transport der Hebevorrichtung
- Komplett mit Lenkrädern Ø 76 mm mit Bremse



| TECHNICAL DATA          |                     |
|-------------------------|---------------------|
| MAX LOAD CAPACITY       | 180 kg              |
| FOLDED HOIST DIMENSIONS | 1169 x 778 x 471 mm |
| MAXIMUM LIFTING HEIGHT  | 2,88 m              |



Ideal for the installation of outdoor and indoor units, heat recovery units, wall boilers, round ducts and metal ducts.

Datasheet



| CODE     | DESCRIPTION                             | U.M. | Pieces per box |
|----------|---|------|----------------|
| 11100210 | MANUAL TELESCOPING LIFTER "GIRAFFA 200" | PCS  | 1              |

## GIRAFFA 300/400 ELECTRIC TELESCOPIC LIFTER

### TECHNICAL SPECIFICATIONS

- Aluminium frame
- Height from 3,400 mm to 4,900 mm
- Max load capacity from 120 kg to 90 kg
- Floor adjustment
- With telescopic tripod
- Levelled using built-in spirit level
- Electronic push-button control

HEIGHT FROM 3,400 mm TO 4,900 mm

## GIRAFFA 300/400 ÉLÉVATEUR ÉLECTRIQUE TÉLESCOPIQUE

### CARACTÉRISTIQUES TECHNIQUES

- Cadre en aluminium
- Hauteur de 3 400 mm à 4 900 mm
- Capacité de charge maximale de 120 kg à 90 kg
- Réglage au plancher
- Avec trépied télescopique
- Nivellement au moyen d'un niveau intégré
- Commande électronique par bouton-poussoir

HAUTEUR DE 3,400 mm À 4,900 mm

## ELEKTRISCHES TELESKOP LIFT

### TECHNISCHE EIGENSCHAFTEN

- Aluminiumstruktur
- Höhe von 3400 mm bis 4900 mm
- Max. Tragfähigkeit von 120 kg bis 90 kg
- Bodenverstellung
- Mit Teleskopstativ
- Nivellierung mit eingebauter Libelle
- Elektronische Drucktastensteuerung

HÖHE VON 3400 mm BIS 4900 mm

| TECHNICAL DATA                                |                                |   |
|---|--------------------------------|---|
| MODEL   | GIRAFFA 300                    | GIRAFFA 400                                 |
| MAX CAPACITY BETWEEN HEIGHT AND LOAD CAPACITY | 3 m - 130 kg   3.30 m - 120 kg | 3 m - 140 kg   4 m - 130 kg   4,9 m - 90 kg |
| SINGLE-PHASE                                  | 230V                           | 230V  |
| AMPERAGE                                      | 4A                             | 4A  |
| WEIGHT OF THE POLE                            | 21 kg                          | 38 kg                                       |
| WEIGHT OF PLATFORM                            | 5.3 kg                         | 5.3 kg                                      |
| HEIGHT BENDED                                 | 950mm                          | 1190mm                                      |
| TOTAL HEIGHT                                  | 3400mm                         | 4900mm                                      |
| CLOSED STAND                                  | 300 x 300 mm                   | 380 x 380 mm                                |
| EXTENDED STAND                                | 1110 x 1110 mm                 | 1500 x 1400 mm                              |
| MAXIMUM LOAD                                  | 130 kg                         | 90 kg                                       |
| CONTROL CABLE JOYSTICK                        | 3.3m                           | 3.3m  |
| POWER CABLE                                   | 2.7m                           | 2.7m  |
| WEIGHT [KG]                                   | 29.8 kg                        | 38 kg                                       |



Ideal for the installation of outdoor and indoor units, heat recovery units, wall boilers, round ducts and metal ducts.

| CODE     | DESCRIPTION                              | U.M. |  Pieces per box |
|----------|--|------|--|
| 11100203 | TELESCOPING ELECTRIC HOIST GIRAFFA 300   | PCS  | 1  |
| 11100220 | TELESCOPING ELECTRIC HOIST "GIRAFFA 400" | PCS  | 1  |

[Datasheet](#)



## SBR - INSULATION AND VIBRATION-DAMPING MAT PANEL IN VULCANISED RUBBER

## TAPIS ISOLANT ET ANTI-VIBRATIONS EN CAOUTCHOUC VULCANISÉ

## SBR - ISOLIER- UND ANTI-VIBRATIONSMATTENPLATTE AUS VULKANISIERTEM GUMMI



This kit is composed of 5 wheels

| CODE     | DESCRIPTION                               | U.M. |  Pieces per box |
|----------|---|------|--|
| 11100204 | WHEELS KIT FOR TELESCOPING ELECTRIC HOIST | KIT  | 1  |

[Datasheet](#)



 **ABS PLASTIC SPLIT MOUNTING BRACKET**

**TECHNICAL SPECIFICATIONS**

- ABS plastic yellow
- Equipped with split protection caps
- Equipped with support case
- Can be used on all splits on the market
- Dimensions 72 x 16 cm
- Weight 3 kg

 **SUPPORT AU MUR POUR MONTAGE SPLIT EN PLASTIQUE ABS**

**CARACTÉRISTIQUES TECHNIQUES**

- Plastique ABS jaune
- Équipé de capuchons de protection fendus
- Équipé d'un étui pour le soutien
- Peut être utilisé sur tous les splits du commerce
- 72 cm x 16 cm
- Poids 3 kg

 **HALTERUNG ZUR MONTAGE VON KUNSTSTOFF-SPLIT ABS**

**TECHNISCHE EIGENSCHAFTEN**

- Gelber ABS-Kunststoff
- Mit Split-Schutzhauben
- mit Gehäuse für Halterung
- Kann für alle handelsüblichen Splits verwendet werden
- Abmessungen 72 cm x 16 cm
- Gewicht 3 kg



**YOU CAN NOW INSTALL THE SPLIT YOURSELF!**




**Rapid attachment to the template**

**Does not damage walls**

**Can be used on all splits on the market**

**Datasheet**

| CODE      | DESCRIPTION                                    | U.M. |  Pieces per box |
|-----------|--|------|--|
| SCC600009 | ABS PLASTIC SUPPORT FOR ASSEMBLING SPLIT UNITS | PCS  | 1  |



## ROOF PASSAGE

### TECHNICAL SPECIFICATIONS

- Made of ivory ABS+PMMA plastic
- Equipped with internal wall bracket that guarantees correct pipe curvature
- High thermal stability
- Resistant to weathering and ageing

## PASSAGE DE TOIT TSPAT


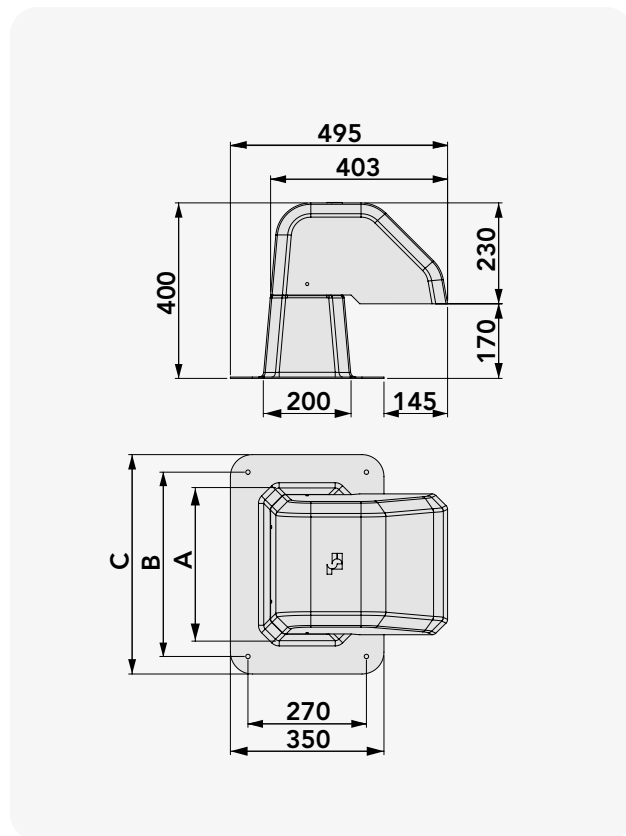
### CARACTÉRISTIQUES TECHNIQUES

- Fabriqué en ABS ivoire + plastique PMMA
- Équipé d'un support interne qui garantit une courbure correcte des tuyaux
- Haute stabilité thermique
- Résistant aux intempéries et au vieillissement

## DACHDURCHGANG

### TECHNISCHE EIGENSCHAFTEN

- Aus elfenbeinfarbenem ABS+PMMA-Kunststoff
- Mit einer internen Wandkonsole, die eine korrekte Krümmung der Rohre garantiert
- Hohe thermische Stabilität
- Wetterfest und alterungsbeständig




| CODE      | DESCRIPTION                                | DIMENSIONS [mm] |     |     | U.M. | Pieces per box |
|-----------|--|-----------------|-----|-----|------|----------------|
|           |  | A               | B   | C   |      |                |
| SCD100134 | FITTING THROUGH ROOF "TSPAT" - 200x200x430 | 200             | 270 | 350 | PCS  | 1              |
| SCD100135 | FITTING THROUGH ROOF "TSPAT" - 350x200x430 | 350             | 420 | 500 | PCS  | 1              |




# COMPLETE RANGE OF CAGES FOR OUTDOOR UNIT





Without cage



With cage



Easy to assemble



Anti-UVA



High-resistance



Noise reduction



Sophisticated Design



Paintable models



Customisable

only for models  
on page 226-228



## CAGE WITH FLAT ROOF

### TECHNICAL SPECIFICATIONS

- Galvanised sheet made with anti-intrusion weave
- External polyester painting
- Galvanised metal sheet roof with anti-intrusion weft
- Ready for transit of duct, tubing and wiring
- Side hatch for inspection and maintenance with padlock
- Ready for wall mounting
- Easy to assemble
- Matt RAL 7016 grey version, available on request

## CACHE CLIM À TOIT PLAT COULEUR

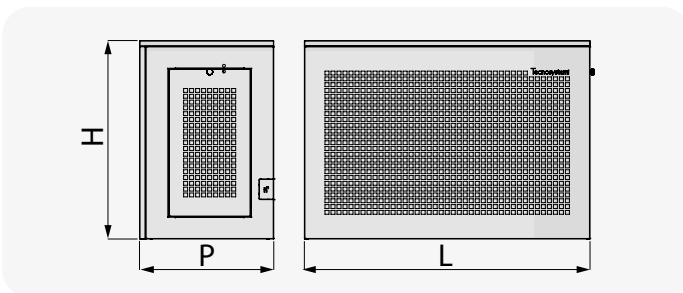


### CARACTÉRISTIQUES TECHNIQUES

- Tôle galvanisée fabriquée avec une trame anti-intrusion
- Peinture polyester d'extérieur
- Toit en tôle galvanisée avec trame anti-intrusion
- Prédiposition pour le passage du conduit de tuyauterie et du câblage
- Porte latérale pour l'inspection et l'entretien préparée pour le cadenas
- Prédiposition pour montage mural
- Facile à assembler
- Version gris mat RAL 7016, disponible sur demande

## GEHÄUSEGEHÄUSE MIT FLACHDACH ELFENBEINFARBE


### TECHNISCHE EIGENSCHAFTEN

- Verzinktes Blech mit eindringssicherer Bindung
- Polyesterbeschichtung für den Außenbereich
- Verzinktes Blechdach mit Einbruchschutzwewebe
- Vorbereitet für den Durchgang von Rohrleitungskanal und Verkabelungen
- Seitentür für Inspektion und Wartung vorbereitet mit Vorhängeschloss
- Vorbereitung für die Wandbefestigung
- Einfache Montage
- Version Grau RAL 7016 matt, auf Anfrage erhältlich



Back and bottom free

On request in Grey version

| CODE      | DESCRIPTION   | DIMENSIONS [mm] |      |     | U.M. |  Pieces per box |
|-----------|---|-----------------|------|-----|------|--|
|           |   | L               | H    | P   |      |  |
| SCD500114 | "GUSCIO H720" SECURITY CAGE FOR OUTDOOR UNIT WITH PATTERNED TOP -IVORY  | 1000            | 720  | 470 | PCS  | 1  |
| SCD500115 | "GUSCIO H1120" SECURITY CAGE FOR OUTDOOR UNIT WITH PATTERNED TOP -IVORY | 1100            | 1120 | 620 | PCS  | 1  |
| SCD500116 | "GUSCIO H1420" SECURITY CAGE FOR OUTDOOR UNIT WITH PATTERNED TOP -IVORY | 1100            | 1420 | 620 | PCS  | 1  |
| SCD500126 | "GUSCIO H720" SECURITY CAGE FOR OUTDOOR UNIT WITH PATTERNED TOP - GREY  | 1000            | 720  | 470 | PCS  | 1  |
| SCD500127 | "GUSCIO H1120" SECURITY CAGE FOR OUTDOOR UNIT WITH PATTERNED TOP - GREY | 1100            | 1120 | 620 | PCS  | 1  |
| SCD500128 | "GUSCIO H1420" SECURITY CAGE FOR OUTDOOR UNIT WITH PATTERNED TOP - GREY | 1100            | 1420 | 620 | PCS  | 1  |

Datasheet



## 🇬🇧 CAGE WITH 5° SLOPED ROOF

### TECHNICAL SPECIFICATIONS

- Galvanised sheet made with anti-intrusion weave
- External polyester painting
- Galvanised metal sheet roof with anti-intrusion weft
- Ready for transit of duct, tubing and wiring
- Side hatch for inspection and maintenance with padlock
- Ready for wall mounting
- Height-adjustable
- Easy to assemble

## 🇫🇷 CACHE CLIM AVEC TOIT INCLINÉ 5°

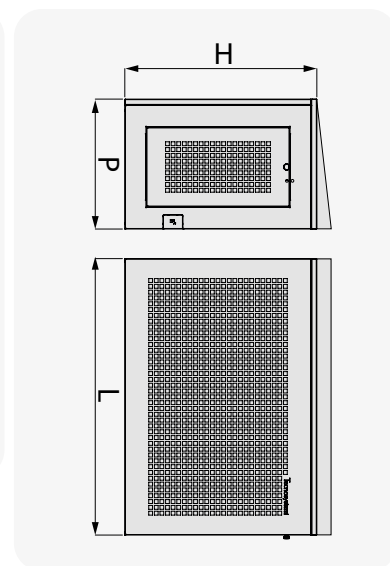
### CARACTÉRISTIQUES TECHNIQUES

- Tôle galvanisée fabriquée avec une trame anti-intrusion
- Peinture polyester d'extérieur
- Toit en tôle galvanisée avec trame anti-intrusion
- Prédiposition pour le passage du conduit de tuyauterie et du câblage
- Porte latérale pour l'inspection et l'entretien préparée pour le cadenas
- Prédiposition pour montage mural
- Réglable en hauteur
- Facile à assembler

## 🇩🇪 GEHÄUSE MIT 5° SCHRÄG-ACH ELFENBEINFARBE

### TECHNISCHE EIGENSCHAFTEN

- Verzinktes Blech mit eindringssicherer Bindung
- Polyesterbeschichtung für den Außenbereich
- Verzinktes Blechdach mit Einbruchschutzgewebe
- Vorbereitet für den Durchgang von Rohrleitungskanal und Verkabelungen
- Seitentür für Inspektion und Wartung vorbereitet mit Vorhängeschloss
- Vorbereitung für die Wandbefestigung
- Höhenverstellbar
- Einfache Montage



Back and bottom free

On request in Grey version

| CODE      | DESCRIPTION   | DIMENSIONS [mm] |      |     | U.M. | Pieces per box |
|-----------|---|-----------------|------|-----|------|----------------|
|           |   | L               | H    | P   |      |                |
| SCD500129 | "GUSCIO H720" SECURITY CAGE FOR OUTDOOR UNIT WITH SMOOTH 5° INCLINED TOP - IVORY  | 1000            | 720  | 470 | PCS  | 1              |
| SCD500130 | "GUSCIO H1120" SECURITY CAGE FOR OUTDOOR UNIT WITH SMOOTH 5° INCLINED TOP - IVORY | 1100            | 1120 | 620 | PCS  | 1              |
| SCD500131 | "GUSCIO H1420" SECURITY CAGE FOR OUTDOOR UNIT WITH SMOOTH 5° INCLINED TOP - IVORY | 1100            | 1420 | 620 | PCS  | 1              |
| SCD500132 | "GUSCIO H720" SECURITY CAGE FOR OUTDOOR UNIT WITH SMOOTH 5° INCLINED TOP - GREY   | 1000            | 720  | 470 | PCS  | 1              |
| SCD500133 | "GUSCIO H1120" SECURITY CAGE FOR OUTDOOR UNIT WITH SMOOTH 5° INCLINED TOP - GREY  | 1100            | 1120 | 620 | PCS  | 1              |
| SCD500134 | "GUSCIO H1420" SECURITY CAGE FOR OUTDOOR UNIT WITH SMOOTH 5° INCLINED TOP - GREY  | 1100            | 1420 | 620 | PCS  | 1              |

Virtual reality



Datasheet



## ACCESSORIES FOR ANTI-INTRUSION CAGES "GUSCIO" MODEL

| CODE      | DESCRIPTION                                 | U.M. | Pieces per box |
|-----------|---|------|----------------|
| SCD500135 | BOTTOM FOR CAGE "GUSCIO H720" - IVORY       | PCS  | 1              |
| SCD500136 | BOTTOM FOR CAGE "GUSCIO H1120/1420" - IVORY | PCS  | 1              |
| SCD500138 | BOTTOM FOR CAGE "GUSCIO H720" - GREY        | PCS  | 1              |
| SCD500139 | BOTTOM FOR CAGE "GUSCIO H1120/1420" - GREY  | PCS  | 1              |
| SCD500142 | BACK PANEL FOR CAGE "GUSCIO H720" - IVORY   | PCS  | 1              |
| SCD500143 | BACK PANEL FOR CAGE "GUSCIO H1120" - IVORY  | PCS  | 1              |
| SCD500144 | BACK PANEL FOR CAGE "GUSCIO H1420" - IVORY  | PCS  | 1              |
| SCD500145 | BACK PANEL FOR CAGE "GUSCIO H720" - GREY    | PCS  | 1              |
| SCD500146 | BACK PANEL FOR CAGE "GUSCIO H1120" - GREY   | PCS  | 1              |
| SCD500147 | BACK PANEL FOR CAGE "GUSCIO H1420" - GREY   | PCS  | 1              |



## CAGE WITH FLAT ROOF

### TECHNICAL SPECIFICATIONS

- Galvanised sheet made with anti-intrusion weave
- External polyester painting
- Side provision for pipe duct passage and wiring
- Ready for wall mounting
- Easy to assemble
- Back and bottom are available on request

## CACHE CLIM À TOIT PLAT COULEUR

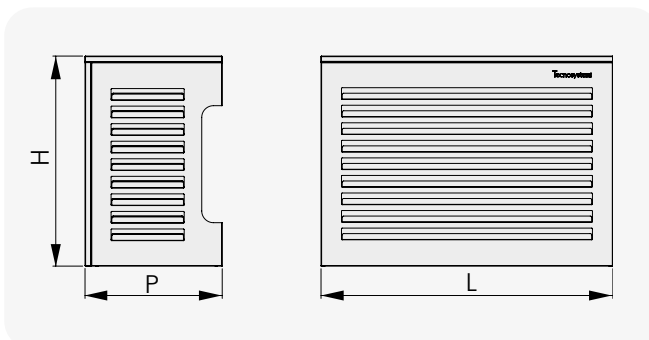
### CARACTÉRISTIQUES TECHNIQUES

- Tôle galvanisée fabriquée avec une trame anti-intrusion
- Peinture polyester d'extérieur
- Préparation latérale pour le passage de la canalisation et le câblage
- Prédiposition pour montage mural
- Facile à assembler
- Dos et bas disponibles sur demande

## GEHÄUSE MIT FLACHDACH ELFENBEINFARBE

### TECHNISCHE EIGENSCHAFTEN

- Verzinktes Blech mit eindringssicherer Bindung
- Polyesterbeschichtung für den Außenbereich
- Seitliche Ausparungen für das Durchführen von Rohrleitungen und Verkabelungen
- Vorbereitung für die Wandbefestigung
- Einfache Montage
- Rückseite und Boden auf Anfrage erhältlich



Virtual reality



Back and bottom free

Available on request

Datasheet Ivory




Datasheet Grey



Datasheet Black



| CODE                 | DESCRIPTION  | DIMENSIONS [mm] |      |     | U.M. |  Pieces per box |
|----------------------|--|-----------------|------|-----|------|--|
|                      |  | L               | H    | P   |      |  |
| SCD500171            | "TS COVER" SMALL CASE WITH FLAT TOP - IVORY            | 900             | 700  | 500 | PCS  | 1  |
| SCD500172            | "TS COVER" MEDIUM CASE WITH FLAT TOP - IVORY           | 1100            | 850  | 600 | PCS  | 1  |
| SCD500173            | "TS COVER" LARGE CASE WITH FLAT TOP - IVORY            | 1150            | 1200 | 650 | PCS  | 1  |
| SCD500174            | "TS COVER" X-LARGE CASE WITH FLAT TOP - IVORY          | 1200            | 1500 | 750 | PCS  | 1  |
| SCD500175            | "TS COVER" SMALL CASE WITH FLAT TOP - MATT GREY 7016   | 900             | 700  | 500 | PCS  | 1  |
| SCD500176            | "TS COVER" MEDIUM CASE WITH FLAT TOP - MATT GREY 7016  | 1100            | 850  | 600 | PCS  | 1  |
| SCD500177            | "TS COVER" LARGE CASE WITH FLAT TOP - MATT GREY 7016   | 1150            | 1200 | 650 | PCS  | 1  |
| SCD500178            | "TS COVER" X-LARGE CASE WITH FLAT TOP - MATT GREY 7016 | 1200            | 1500 | 750 | PCS  | 1  |
| <b>NEW</b> SCD500502 | "TS COVER" SMALL WITH FLAT TOP - BLACK                 | 900             | 700  | 500 | PCS  | 1  |
| <b>NEW</b> SCD500503 | "TS COVER" MEDIUM WITH FLAT TOP - BLACK                | 1100            | 850  | 600 | PCS  | 1  |
| <b>NEW</b> SCD500504 | "TS COVER" LARGE WITH FLAT TOP - BLACK                 | 1150            | 1200 | 650 | PCS  | 1  |
| <b>NEW</b> SCD500505 | "TS COVER" XL-LARGE WITH FLAT TOP - BLACK              | 1200            | 1500 | 750 | PCS  | 1  |

## CAGE WITH 5° SLOPED ROOF

### TECHNICAL SPECIFICATIONS

- Galvanised sheet made with anti-intrusion weave
- External polyester painting
- Side provision for pipe duct passage and wiring
- Ready for wall mounting
- Easy to assemble
- Back and bottom are available on request

## CACHE CLIM AVEC TOIT INCLINÉ 5°

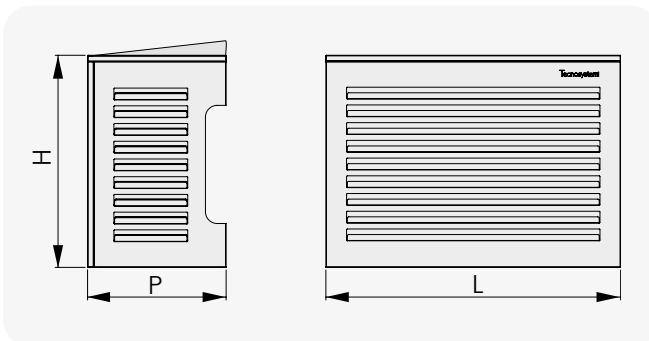
### CARACTÉRISTIQUES TECHNIQUES

- Tôle galvanisée fabriquée avec une trame anti-intrusion
- Peinture polyester d'extérieur
- Préparation latérale pour le passage de la canalisation et le câblage
- Prédiposition pour montage mural
- Facile à assembler
- Dos et bas disponibles sur demande

## GEHÄUSE MIT 5° SCHRÄG-ACH ELFENBEINFARBE

### TECHNISCHE EIGENSCHAFTEN

- Verzinktes Blech mit eindringssicherer Bindung
- Polyesterbeschichtung für den Außenbereich
- Seitliche Ausparungen für das Durchführen von Rohrleitungen und Verkabelungen
- Vorbereitung für die Wandbefestigung
- Einfache Montage
- Rückseite und Boden auf Anfrage erhältlich



Virtual reality



Back and bottom free

Available on request

Datasheet Ivory




Datasheet Grey



Datasheet Black



| CODE                 | DESCRIPTION   | DIMENSIONS [mm] |      |     | U.M. |  Pieces per box |
|----------------------|---|-----------------|------|-----|------|--|
|                      |   | L               | H    | P   |      |  |
| SCD500163            | "TS COVER" SMALL CASE WITH 5° INCLINED TOP - IVORY            | 900             | 700  | 500 | PCS  | 1  |
| SCD500164            | "TS COVER" MEDIUM CASE WITH 5° INCLINED TOP - IVORY           | 1100            | 850  | 600 | PCS  | 1  |
| SCD500165            | "TS COVER" LARGE CASE WITH 5° INCLINED TOP - IVORY            | 1150            | 1200 | 650 | PCS  | 1  |
| SCD500166            | "TS COVER" X-LARGE WITH 5° INCLINED TOP - IVORY               | 1200            | 1500 | 750 | PCS  | 1  |
| SCD500167            | "TS COVER" SMALL CASE WITH 5° INCLINED TOP - MATT GREY 7016   | 900             | 700  | 500 | PCS  | 1  |
| SCD500168            | "TS COVER" MEDIUM CASE WITH 5° INCLINED TOP - MATT GREY 7016  | 1100            | 850  | 600 | PCS  | 1  |
| SCD500169            | "TS COVER" LARGE CASE WITH 5° INCLINED TOP - MATT GREY 7016   | 1150            | 1200 | 650 | PCS  | 1  |
| SCD500170            | "TS COVER" X-LARGE CASE WITH 5° INCLINED TOP - MATT GREY 7016 | 1200            | 1500 | 750 | PCS  | 1  |
| <b>NEW</b> SCD500506 | "TS COVER" SMALL WITH 5° INCLINED TOP - BLACK                 | 900             | 700  | 500 | PCS  | 1  |
| <b>NEW</b> SCD500507 | "TS COVER" MEDIUM WITH 5° INCLINED TOP - BLACK                | 1100            | 850  | 600 | PCS  | 1  |
| <b>NEW</b> SCD500508 | "TS COVER" LARGE WITH 5° INCLINED TOP - BLACK                 | 1150            | 1200 | 650 | PCS  | 1  |
| <b>NEW</b> SCD500509 | "TS COVER" XL-LARGE WITH 5° INCLINED TOP - BLACK              | 1200            | 1500 | 750 | PCS  | 1  |

# TS-COVER BOX

MADE IN ITALY

## 🇬🇧 FREESTANDING FINISHING PROTECTION FOR OUTDOOR UNIT WITH 5° TILTED ROOF

### TECHNICAL SPECIFICATIONS

- Galvanized sheet with longitudinal opening for ventilation
- External polyester painting
- Predisposition for lateral passage pipe duct and wiring
- Includes side inspection and maintenance door
- Ideal for installation of external drives on Infinity floor mounts (e.g. SCD500012, SCD500013)
- Easy to assemble

## 🇫🇷 CACHE CLIM À 4 CÔTES POUR LES UNITÉS EXTÉRIEURES AVEC TOIT INCLINÉ 5°

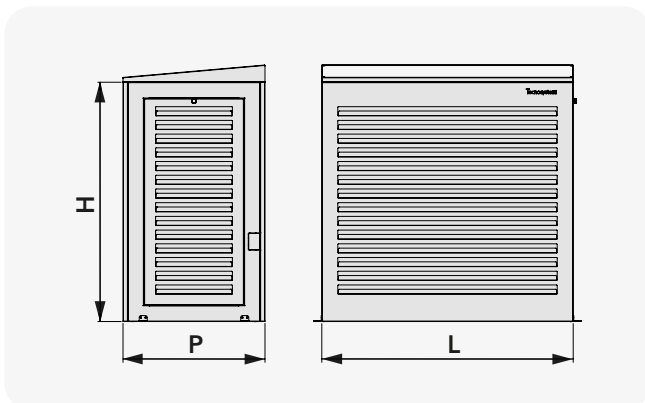
### CARACTÉRISTIQUES TECHNIQUES

- Tôle galvanisée réalisée avec ouverture longitudinale pour la ventilation
- Peinture polyester d'extérieur
- Préparation pour passage latéral de canalisation et câblage
- Livré avec porte latérale pour inspection et maintenance
- Idéal pour l'installation d'unités externes sur des supports de sol Infinity (par ex. SCD500012, SCD500013)
- Facile à assembler

## 🇩🇪 ÄSTHETISCHE SCHUTZABDECKUNG FÜR AUSSENGERÄT MIT SCHRÄGDACH 5°

### TECHNISCHE EIGENSCHAFTEN

- Verzinktes Blech mit Längsöffnung für die Belüftung
- Polyesterbeschichtung für den Außenbereich
- Vorbereitung für seitliche Rohrleitung und Verkabelung
- Komplett mit seitlicher türe für Inspektions- und Wartungstür
- Ideal für die Installation von Außengeräten auf Infinity-Bodenhaltern (z. B. SCD500012, SCD500013)
- Einfache Montage



Ideal for installation of Infinity outdoor units on floor stands (e.g. SCD500012, SCD500013)

| CODE                 | DESCRIPTION   | DIMENSIONS [mm] |      |     | U.M. | Pices per box |
|----------------------|---|-----------------|------|-----|------|---------------|
|                      |   | L               | H    | P   |      |               |
| SCD500275            | "TS COVER BOX" FREE-STANDING SECURITY CAGE L1100xH1050xP600 + INSPECTION HATCH - IVORY  | 1100            | 1050 | 600 | PCS  | 1             |
| SCD500276            | "TS COVER BOX" FREE-STANDING SECURITY CAGE L1100xH1050xP600 + INSPECTION HATCH - GREY   | 1100            | 1050 | 600 | PCS  | 1             |
| <b>NEW</b> SCD500510 | "TS COVER BOX" FREE-STANDING SECURITY COVER L1100xH1050xP600 + INSPECTION HATCH - BLACK | 1100            | 1050 | 600 | PCS  | 1             |

[Datasheet](#)



# ACCESSORIES

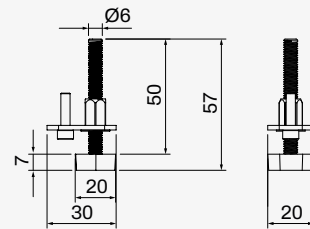
MADE IN ITALY

NEW


 **ADJUSTABLE FOOT FOR CAGES FOR AESTHETIC PROTECTIONS**

 **PIED RÉGLABLE POUR CAGES DE PROTECTIONS ESTHÉTIQUES**

 **VERSTELLBARER FUSS FÜR GEHÄUSE MIT ÄSTHETIS-  
CHEM SCHUTZ**



Only for "Guscio" and "TS Cover"

| CODE      | DESCRIPTION                    | U.M. |  Pieces per box |
|-----------|--------------------------------|------|--|
| SCD500467 | SET OF ADJUSTABLE FEET - IVORY | KIT  | 1  |
| SCD500468 | SET OF ADJUSTABLE FEET - GREY  | KIT  | 1  |
| SCD500543 | SET OF ADJUSTABLE FEET - BLACK | KIT  | 1  |

Datasheet



 **FLOOR ANCHORING FOR AESTHETIC PROTECTIONS**


 **ANCRAGE AU SOL POUR PROTECTIONS ESTHÉTIQUES**

 **BODENVERANKERUNG FÜR ÄSTHETISCHE SCHUTZAB-  
DECKUNGEN**



NEW

MADE IN ITALY

| CODE      | DESCRIPTION                             | U.M. |  Pieces per box |
|-----------|---|------|--|
| SCD500463 | FLOOR FIXING KIT FOR 'TS COVER' - IVORY | KIT  | 1  |
| SCD500464 | FLOOR FIXING KIT FOR 'TS COVER' - GREY  | KIT  | 1  |
| SCD500542 | FLOOR FIXING KIT FOR 'TS COVER' - BLACK | KIT  | 1  |

Datasheet



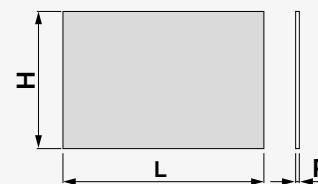
 **TS-COVER DIVIDER PANEL KIT**

 **KIT PANNEAU DE SÉPARATION POUR TS-COVER**

 **TRENNWANDSATZ FÜR TS-COVER**


**THE KIT INCLUDES:**

- no. 1 panel in white expanded PVC
- no. 6 adhesive Velcro



NEW

MADE IN ITALY

| CODE      | DESCRIPTION                                     | DIMENSIONS [mm] |      |   | U.M. |  Pieces per box |
|-----------|---|-----------------|------|---|------|--|
|           |   | L               | H    | P |      |  |
| SCD500482 | PARTITIONING PANEL KIT FOR 'TS COVER' - SMALL   | 860             | 685  | 3 | KIT  | 1  |
| SCD500511 | PARTITIONING PANEL KIT FOR 'TS COVER' - MEDIUM  | 1060            | 835  | 3 | KIT  | 1  |
| SCD500512 | PARTITIONING PANEL KIT FOR 'TS COVER' - LARGE   | 1110            | 1185 | 3 | KIT  | 1  |
| SCD500513 | PARTITIONING PANEL KIT FOR 'TS COVER' - X-LARGE | 1160            | 1485 | 3 | KIT  | 1  |

Datasheet



## AESTHETIC SOUNDPROOF PROTECTION FOR EXTERNAL WALL-MOUNTED UNITS

### TECHNICAL SPECIFICATIONS

- Galvanized sheet with longitudinal opening for machine ventilation
- External polyester painting
- Coated internally with sound-absorbing material that guarantees better performance in terms of sound insulation
- Predisposition for lateral passage pipe duct and wiring
- Easy to assemble
- Noise reduction up to 9.4 dB(A) tested according to UNI EN ISO 11546-2:2009

## PROTECTION ESTHÉTIQUE INSONORISÉE POUR UNITÉS EXTERNES MURALES

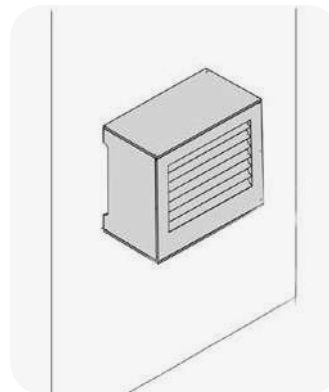

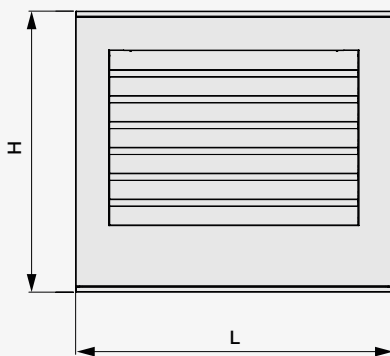
### CARACTÉRISTIQUES TECHNIQUES

- Tôle galvanisée réalisée avec ouverture longitudinale pour la ventilation de la machine
- Peinture polyester d'extérieur
- Revêtue à l'intérieur d'un matériau insonorisant qui garantit un meilleur rendement en termes d'isolation acoustique
- Préparation pour passage latéral de canalisation et câblage
- Facile à assembler
- Réduction du bruit jusqu'à 9,4 dB(A) testée selon la norme UNI EN ISO 11546-2:2009

## SCHALLGEDÄMMTE DESIGN-SCHUTZABDECKUNG FÜR WANDMONTIERTE AUSSENGERÄTE

### TECHNISCHE EIGENSCHAFTEN

- Verzinktes Blech mit Längsöffnungen zur Belüftung der Maschine
- Polyesterbeschichtung für den Außenbereich
- Innen mit schallabsorbierendem Material beschichtet, das eine bessere Leistung in Bezug auf die Schalldämmung gewährleistet
- Vorbereitung für seitliche Rohrleitung und Verkabelung
- Einfache Montage
- Geräuschreduzierung um bis zu 9,4 dB(A), geprüft nach UNI EN ISO 11546-2:2009



Noise reduction up to 9.4 dB(A)

Ideal for wall installations

Datasheet



| CODE      | DESCRIPTION            | COLOUR        | DIMENSIONS [mm] |      |     | U.M. | Pieces per box |
|-----------|------------------------|---------------|-----------------|------|-----|------|----------------|
|           |                        |               | L               | H    | P   |      |                |
| SCD500446 | "TS COVER SILENT WALL" | IVORY         | 1150            | 1020 | 600 | PCS  | 1              |
| SCD500447 | "TS COVER SILENT WALL" | GREY RAL 7016 | 1150            | 1020 | 600 | PCS  | 1              |

# TS-COVER SILENT FLOOR

MADE IN ITALY

## AESTHETIC SOUNDPROOF PROTECTION FOR EXTERNAL FLOOR-MOUNTED UNITS

### TECHNICAL SPECIFICATIONS

- Galvanized sheet with longitudinal opening for machine ventilation
- External polyester painting
- Coated internally with sound-absorbing material that guarantees better performance in terms of sound insulation
- Predisposition for lateral passage pipe duct and wiring
- Easy to assemble
- Noise reduction up to 9.4 dB(A) tested according to UNI EN ISO 11546-2:2009

## PROTECTION ESTHÉTIQUE INSONORISÉE POUR UNITÉS EXTERNES AU SOL

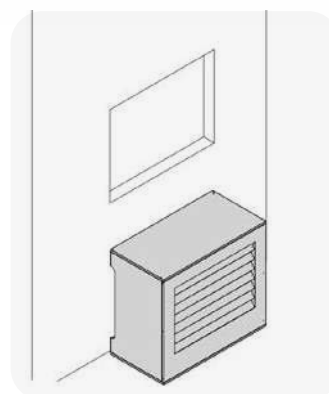
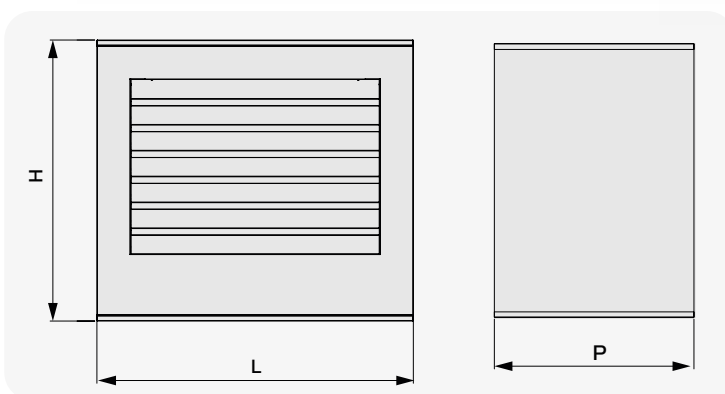
### CARACTÉRISTIQUES TECHNIQUES

- Tôle galvanisée réalisée avec ouverture longitudinale pour la ventilation de la machine
- Peinture polyester d'extérieur
- Revêtue à l'intérieur d'un matériau insonorisant qui garantit un meilleur rendement en termes d'isolation acoustique
- Préparation pour passage latéral de canalisation et câblage
- Facile à assembler
- Réduction du bruit jusqu'à 9,4 dB(A) testée selon la norme UNI EN ISO 11546-2:2009

## SCHALLGEDÄMMTE DESIGN-SCHUTZABDECKUNG FÜR BODENMONTIERTE AUSSENGERÄTE

### TECHNISCHE EIGENSCHAFTEN

- Verzinktes Blech mit Längsöffnungen zur Belüftung der Maschine
- Polyesterbeschichtung für den Außenbereich
- Innen mit schallabsorbierendem Material beschichtet, das eine bessere Leistung in Bezug auf die Schalldämmung gewährleistet
- Vorbereitung für seitliche Rohrleitung und Verkabelung
- Einfache Montage
- Geräuschreduzierung um bis zu 9,4 dB(A), geprüft nach UNI EN ISO 11546-2:2009



**Noise reduction up to 9.4 dB(A)**

**Ideal for wall installations requiring floor coverage**

**Datasheet**



| CODE      | DESCRIPTION              | COLOUR       | DIMENSIONS [mm] |      |     | U.M. | <br>Pieces per box |
|-----------|--------------------------|--------------|-----------------|------|-----|------|---|
|           |                          |              | L               | H    | P   |      |   |
| SCD500448 | "TS COVER SILENT FLOOR " | IVORY        | 1150            | 1020 | 600 | PCS  | 1   |
| SCD500449 | "TS COVER SILENT FLOOR " | GREYRAL 7016 | 1150            | 1020 | 600 | PCS  | 1   |

# TS-COVER SILENT BOX

MADE IN ITALY

## 🇬🇧 SOUNDPROOF BOX CAGE

### TECHNICAL SPECIFICATIONS

- Galvanized sheet with longitudinal opening for machine ventilation
- External polyester painting
- Coated internally with sound-absorbing material that guarantees better performance in terms of sound insulation
- Predisposition for lateral passage pipe duct and wiring
- Easy to assemble
- Noise reduction up to 13.3 dB(A) tested according to UNI EN ISO 11546-2:2009

## 🇫🇷 CAGE INSONORISÉE BOX

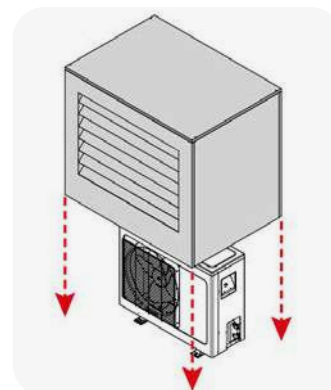
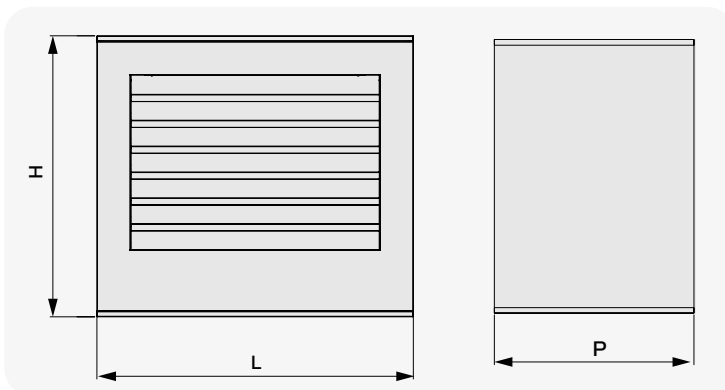
### CARACTÉRISTIQUES TECHNIQUES

- Tôle galvanisée réalisée avec ouverture longitudinale pour la ventilation de la machine
- Peinture polyester d'extérieur
- Revêtue à l'intérieur d'un matériau insonorisant qui garantit un meilleur rendement en termes d'isolation acoustique
- Préparation pour passage latéral de canalisation et câblage
- Facile à assembler
- Réduction du bruit jusqu'à 13,3 dB(A) testée selon la norme UNI EN ISO 11546-2:2009

## 🇩🇪 SCHALLGEDÄMMTER KÄFIG FÜR BOX

### TECHNISCHE EIGENSCHAFTEN

- Verzinktes Blech mit Längsöffnungen zur Belüftung der Maschine
- Polyesterbeschichtung für den Außenbereich
- Innen mit schallabsorbierendem Material beschichtet, das eine bessere Leistung in Bezug auf die Schalldämmung gewährleistet
- Vorbereitung für seitliche Rohrleitung und Verkabelung
- Einfache Montage
- Geräuschreduzierung um bis zu 13,3 dB(A), geprüft nach UNI EN ISO 11546-2:2009




**Noise reduction up to 13.3 dB(A)**

**Ideal for ground-mounted outdoor units**

**Datasheet**

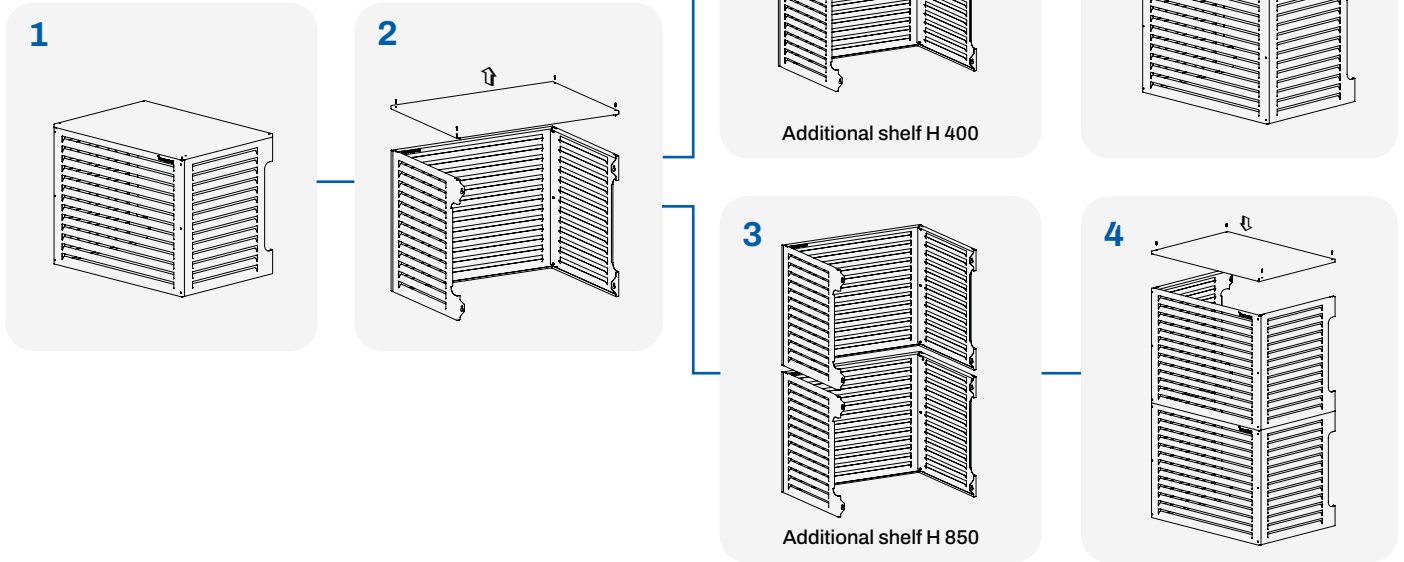


| CODE      | DESCRIPTION           | COLOUR       | DIMENSIONS [mm] |      |     | U.M. | <br>Pieces per box |
|-----------|-----------------------|--------------|-----------------|------|-----|------|---|
|           |                       |              | L               | H    | P   |      |   |
| SCD500450 | "TS COVER SILENT BOX" | IVORY        | 1150            | 1020 | 810 | PCS  | 1   |
| SCD500451 | "TS COVER SILENT BOX" | GREYRAL 7016 | 1150            | 1020 | 810 | PCS  | 1   |

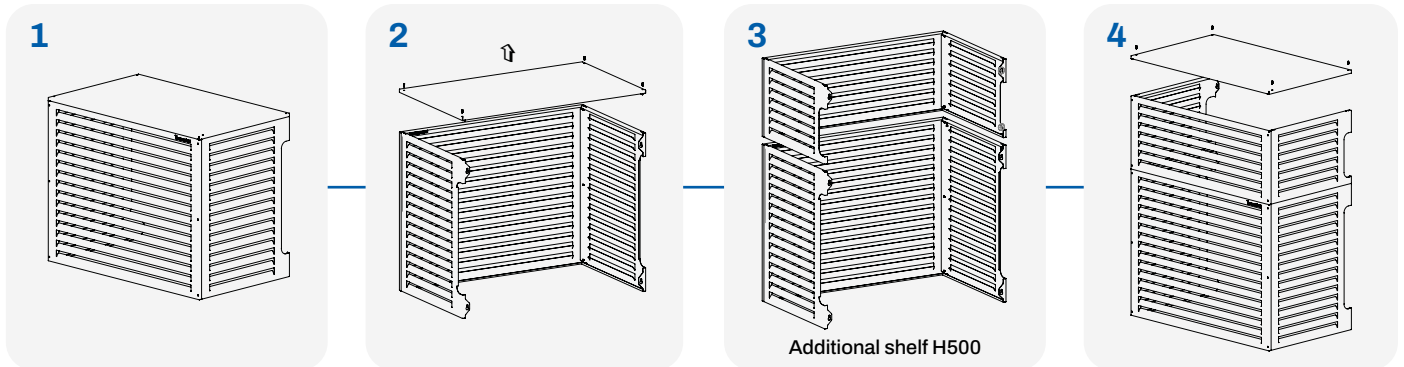
# CREATE THE PERFECT COFIGURATION

With the TS-Cover Modular and TS-Cover Modular Box

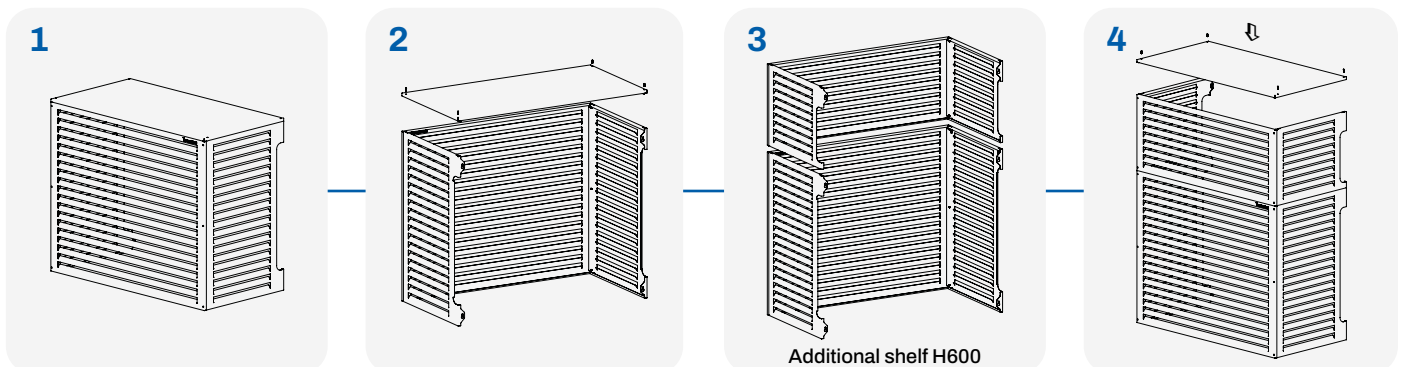
## TS - Cover Modular **A** L1090 x H870 x P770



## TS - Cover Modular **B** L1290 x H1020 x P770



## TS - Cover Modular **C** L1490 x H1220 x P770



# TS-COVER MODULAR

MADE IN ITALY

NEW

## AESTHETIC PROTECTION FOR DOUBLE-FAN OUTDOOR UNITS

### TECHNICAL SPECIFICATIONS

- Galvanized sheet with longitudinal opening for ventilation
- Outdoor polyester coating in ivory and grey
- Side provision for pipe duct passage and wiring
- Ready for wall mounting
- Easy to assemble
- Bottom available on request

## CACHE CLIM POUR UNITÉS EXTÉRIEURES À DOUBLE VENTILATEUR

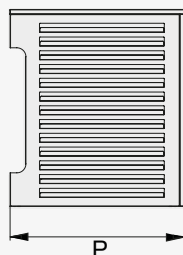
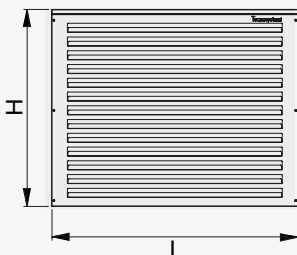
### CARACTÉRISTIQUES TECHNIQUES

- Tôle galvanisée réalisée avec ouverture longitudinale pour la ventilation
- Peinture polyester d'extérieur couleur ivoire et gris
- Préparation latérale pour le passage de la canalisation et le câblage
- Prédiposition pour montage mural
- Facile à assembler
- Fond disponible sur demande

## SICHTSCHUTZHAUBE FÜR AUSSENEINHEITEN MIT ZWEI LÜFTERN

### TECHNISCHE EIGENSCHAFTEN

- Verzinktes Blech mit Längsöffnungen für die Belüftung
- Polyesterbeschichtung für den Außenbereich Elfenbeinfarbe und Grau
- Seitliche Ausparungen für das Durchführen von Rohrleitungen und Verkabelungen
- Vorbereitung für die Wandbefestigung
- Einfache Montage
- Boden auf Anfrage erhältlich



Back and bottom free

| CODE               | DESCRIPTION  | DIMENSIONS [mm] |      |     | U.M. | Pieces per box |
|--------------------|--|-----------------|------|-----|------|----------------|
|                    |  | L               | H    | P   |      |                |
| <b>A</b> SCD500514 | TS COVER MODULAR 'A' - IVORY                           | 1090            | 870  | 770 | PCS  | 1              |
| SCD500515          | ADDITIONAL SHELF H 400 FOR TS COVER A - IVORY          | 1090            | 400  | 770 | PCS  | 1              |
| SCD500526          | ADDITIONAL SHELF H 850 FOR TS COVER A - IVORY          | 1090            | 850  | 770 | PCS  | 1              |
| <b>B</b> SCD500516 | TS-COVER MODULAR 'B' - IVORY                           | 1290            | 1020 | 770 | PCS  | 1              |
| SCD500517          | ADDITIONAL SHEL H 500 FOR TS-COVER MODULAR 'B' - IVORY | 1290            | 500  | 770 | PCS  | 1              |
| <b>C</b> SCD500518 | TS-COVER MODULAR 'C' - IVORY                           | 1490            | 1220 | 770 | PCS  | 1              |
| SCD500519          | H 600 ADDITIONAL TOP FOR TS-COVER MODULAR 'C' - IVORY  | 1490            | 600  | 770 | PCS  | 1              |
| <b>A</b> SCD500528 | TS-COVER MODULAR 'A' - GREY                            | 1090            | 870  | 770 | PCS  | 1              |
| SCD500529          | ADDITIONAL SHELF H 400 FOR TS-COVER MODULAR 'A' - GREY | 1090            | 400  | 770 | PCS  | 1              |
| SCD500530          | ADDITIONAL SHELF H 850 FOR TS-COVER MODULAR 'A' - GREY | 1090            | 850  | 770 | PCS  | 1              |
| <b>B</b> SCD500531 | TS-COVER MODULAR 'B' - GREY                            | 1290            | 1020 | 770 | PCS  | 1              |
| SCD500532          | ADDITIONAL SHELF H 500 FOR TS-COVER MODULAR 'B' - GREY | 1290            | 500  | 770 | PCS  | 1              |
| <b>C</b> SCD500533 | TS-COVER MODULAR 'C' - GREY                            | 1490            | 1220 | 770 | PCS  | 1              |
| SCD500534          | ADDITIONAL SHELF H 600 FOR TS-COVER MODULAR 'C' - GREY | 1490            | 600  | 770 | PCS  | 1              |

Datasheet Ivory



Datasheet Grey



# TS-COVER BOX MODULAR

MADE IN ITALY

**NEW**

 **AESTHETIC PROTECTION FOR DOUBLE-FAN OUTDOOR UNITS**

**TECHNICAL SPECIFICATIONS**

- Galvanized sheet with longitudinal opening for ventilation
- Outdoor polyester coating in ivory and grey
- Easy to assemble
- Complete with brackets for floor anchoring

 **CACHE CLIM POUR UNITÉS EXTÉRIEURES À DOUBLE VENTILATEUR**

**CARACTÉRISTIQUES TECHNIQUES**


- Tôle galvanisée réalisée avec ouverture longitudinale pour la ventilation
- Peinture polyester d'extérieur couleur ivoire et gris
- Facile à assembler
- Complet avec équerres pour fixation au sol

 **SICHTSCHUTZHAUBE FÜR AUSSENEINHEITEN MIT ZWEI LÜFTERN**

**TECHNISCHE EIGENSCHAFTEN**

- Verzinktes Blech mit Längsöffnungen für die Belüftung
- Polyesterbeschichtung für den Außenbereich Elfenbeinfarbe und Grau
- Einfache Montage
- Komplett mit Halterungen zur Bodenverankerung



| CODE               | DESCRIPTION   | DIMENSIONS [mm] |      |     | U.M. | <br>Pieces per box |
|--------------------|---|-----------------|------|-----|------|---|
|                    |   | L               | H    | P   |      |   |
| <b>A</b> SCD500520 | TS-COVER BOX MODULAR 'A' - IVORY                            | 1090            | 870  | 790 | PCS  | 1   |
| SCD500521          | ADDITIONAL SHELF H 400 FOR TS-COVER BOX MODULAR 'A' - IVORY | 1090            | 400  | 790 | PCS  | 1   |
| SCD500527          | ADDITIONAL SHELF H 850 FOR TS-COVER BOX MODULAR 'A' - IVORY | 1090            | 850  | 790 | PCS  | 1   |
| <b>B</b> SCD500522 | TS-COVER BOX MODULAR 'B' - IVORY                            | 1290            | 1020 | 790 | PCS  | 1   |
| SCD500523          | ADDITIONAL SHELF H 500 FOR TS-COVER BOX MODULAR 'B' - IVORY | 1290            | 500  | 790 | PCS  | 1   |
| <b>C</b> SCD500524 | TS-COVER BOX MODULAR 'C' - IVORY                            | 1490            | 1220 | 790 | PCS  | 1   |
| SCD500525          | ADDITIONAL SHELF H 600 FOR TS-COVER BOX MODULAR 'C' - IVORY | 1490            | 600  | 790 | PCS  | 1   |
| <b>A</b> SCD500535 | TS-COVER BOX MODULAR 'A' - GREY                             | 1090            | 870  | 790 | PCS  | 1   |
| SCD500536          | ADDITIONAL SHELF H 400 FOR TS-COVER BOX MODULAR 'A' - GREY  | 1090            | 400  | 790 | PCS  | 1   |
| SCD500537          | ADDITIONAL SHELF H 850 FOR TS-COVER BOX MODULAR 'A' - GREY  | 1090            | 850  | 790 | PCS  | 1   |
| <b>B</b> SCD500538 | TS-COVER BOX MODULAR 'B' - GREY                             | 1290            | 1020 | 790 | PCS  | 1   |
| SCD500539          | ADDITIONAL SHELF H 500 FOR TS-COVER BOX MODULAR 'B' - GREY  | 1290            | 500  | 790 | PCS  | 1   |
| <b>C</b> SCD500540 | TS-COVER BOX MODULAR 'C' - GREY                             | 1490            | 1220 | 790 | PCS  | 1   |
| SCD500541          | ADDITIONAL SHELF H 600 FOR TS-COVER BOX MODULAR 'C' - GREY  | 1490            | 600  | 790 | PCS  | 1   |

**Datasheet Ivory**



**Datasheet Grey**



## 🇬🇧 PVC PLASTIC OUTDOOR UNIT COVER CABINET

### TECHNICAL SPECIFICATIONS

- PVC plastic with wood effect

## 🇫🇷 ARMOIRE COUVRE UNITÉ EXTÉRIEURE EN PLASTIQUE PVC


### CARACTÉRISTIQUES TECHNIQUES

- Plastique PVC avec effet bois

## 🇩🇪 AUSSENGERÄTEABDECKUNG AUS PVC-KUNSTSTOFF

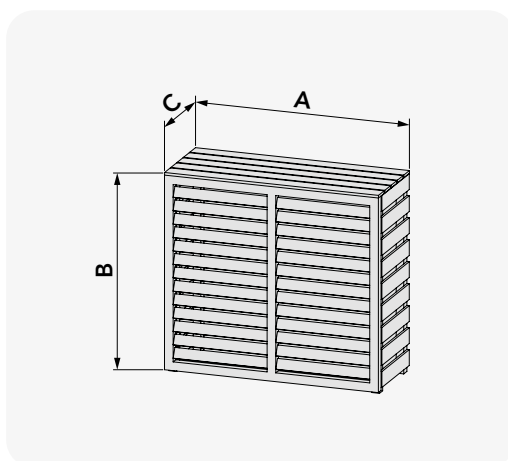
### TECHNISCHE EIGENSCHAFTEN

- PVC-Kunststoff mit Holz-Effekt



**INDESTRUCTIBLE**

**PVC plastic with wood effect**



**For outdoor units**

| CODE      | DESCRIPTION                | EXTERNAL DIMENSIONS [mm] |     |     | INTERNAL DIMENSIONS [mm] |     |     | U.M. | Pieces per box |
|-----------|----------------------------|--------------------------|-----|-----|--------------------------|-----|-----|------|----------------|
|           |                            | A                        | B   | C   | A                        | B   | C   |      |                |
| SCC600002 | CABINET IN PVC "SCUDO BIG" | 990                      | 911 | 395 | 895                      | 900 | 345 | PCS  | 1              |

**Datasheet**



## 🇬🇧 COVER FOR CONDENSING UNIT

## 🇫🇷 BÂCHE POUR COUVERTURE MOTO CONDENSATEUR

## 🇩🇪 ABDECKUNG FÜR MOTOR-KONDENSATOR



Rear view with holes for ventilation to stop condensation building up

Front view

**For outdoor units**

**Available in 7 sizes**

**Holes for ventilation on rear side**

| CODE      | DESCRIPTION   | DIMENSIONS [mm] |      |     | U.M. | Pieces per box |
|-----------|---|-----------------|------|-----|------|----------------|
|           |   | L               | H    | P   |      |                |
| 12000005  | COVER FOR COMPRESSOR/CONDENSING UNITS MOD. A (mm.770x530x260)   | 770             | 530  | 260 | PCS  | 1              |
| 12000006  | COVER FOR COMPRESSOR/CONDENSING UNITS MOD. B (mm.870x530x280)   | 870             | 530  | 280 | PCS  | 1              |
| 12000007  | COVER FOR COMPRESSOR/CONDENSING UNITS MOD. C (mm.880x530x330)   | 880             | 530  | 330 | PCS  | 1              |
| 12000008  | COVER FOR COMPRESSOR/CONDENSING UNITS MOD. D (mm.880x620x400)   | 880             | 620  | 400 | PCS  | 1              |
| 12000009  | COVER FOR COMPRESSOR/CONDENSING UNITS MOD. E (mm.950x890x370)   | 950             | 890  | 370 | PCS  | 1              |
| SCD600006 | COVER FOR COMPRESSOR/CONDENSING UNITS MOD. 7 (mm.1000x800x400)  | 1000            | 800  | 400 | PCS  | 1              |
| SCD600007 | COVER FOR COMPRESSOR/CONDENSING UNITS MOD. G (mm.1100x1100x400) | 1100            | 1100 | 400 | PCS  | 1              |

**Datasheet**



## FOAMED PVC PIPE INSULATION TAPE

### TECHNICAL SPECIFICATIONS

- Made of foamed PVC
- Fire behaviour D.M. 26.06.84 (UNI 9177): CL 2, NFPA 701 Test 2
- Specific weight: 1300 g/m<sup>2</sup>
- Thickness 3 mm
- Working temperature: -20 / +70 °C
- Thermal conductivity: 4 W/m<sup>2</sup>.K
- Excellent thermal insulation properties
- Equipped with hook-and-loop fastener



## BANDE ISOLANT COUVRE-TUYAUX EN PVC EXPANSÉ

### CARACTÉRISTIQUES TECHNIQUES

- Fabriqué en PVC expansé
- Comportement à la flamme D.M. 26.06.84 (UNI 9177): CL 2, NFPA 701 Test 2
- Poids spécifique: 1300 g/m<sup>2</sup>
- Épaisseur 3 mm
- Température de fonctionnement: -20 / +70 °C
- Conductivité thermique : 4 W/m<sup>2</sup>.K
- Excellentes propriétés d'isolation thermique
- Équipé d'une sangle en fermeture auto-agrippante pour la fixation



## ISOLIERBAND FÜR ROHRE AUS PVC-SCHAUM

### TECHNISCHE EIGENSCHAFTEN

- Aus PVC-schaum
- Flammenverhalten: D.M. 26.06.84 (UNI 9177): CL 2, NFPA 701 Test 2
- Spezifisches Gewicht: 1300 g/m<sup>2</sup>
- Dicke 3 mm
- Betriebstemperatur: -20 / +70 °C
- Wärmeleitfähigkeit: 4 W/m<sup>2</sup>.K
- Hervorragende Wärmedämmeigenschaften
- Mit Klettband zur Befestigung ausgestattet

| CODE      | DESCRIPTION   | WIDTH [mm] | LENGTH [m] | U.M. | Pieces per box |
|-----------|---|------------|------------|------|----------------|
| SCC600077 | FOAMED PVC PIPE INSULATION TAPE - 21cm wide, 2 meter long, + 3 TIES FOR FIXINBG PIPES   | 210        | 2          | PCS  | 1              |
| SCC600078 | FOAMED PVC PIPE INSULATION TAPE - 21cm wide, 25 meter long, + 30 TIES FOR FIXINBG PIPES | 210        | 25         | PCS  | 1              |

Datasheet



MADE IN ITALY

## TP800 / TP1000

## TP800 / TP1000 PROTECTION ROOF

### TECHNICAL SPECIFICATIONS

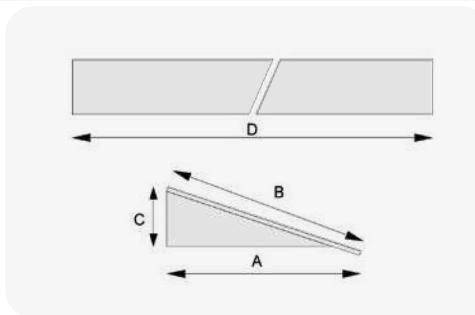
- Electrogalvanised sheet
- Outdoor polyester coating in ivory
- Ivory colour
- Fixing plugs supplied



## TOIT DE PROTECTION TP800/ TP1000

### CARACTÉRISTIQUES TECHNIQUES

- Tôle galvanisée
- Peinture polyester d'extérieur couleur ivoire
- Couleur ivoire
- Chevilles de fixation fournies



## TP800 / TP1000 SCHUTZDACH

### TECHNISCHE EIGENSCHAFTEN

- Galvanisch verzinktes Blech
- Polyesterbeschichtung für den Außenbereich Elfenbeinfarbe
- Elfenbeinfarben
- Mitgelieferte Befestigungsdübel

For outdoor units

| CODE      | DESCRIPTION                     | ROOF INCLINATION | DIMENSIONS [mm] |     |     |      | U.M. | Pieces per box |
|-----------|---------------------------------|------------------|-----------------|-----|-----|------|------|----------------|
|           |                                 |                  | A               | B   | C   | D    |      |                |
| 12000027  | PROTECTIVE CANOPY TP 800 / 15°  | 15°              | 445             | 460 | 120 | 800  | PCS  | 1              |
| 12000028  | PROTECTIVE CANOPY TP 1000 / 15° | 15°              | 545             | 560 | 120 | 1000 | PCS  | 1              |
| SCD600002 | PROTECTIVE CANOPY TP 800 / 30°  | 30°              | 530             | 600 | 230 | 800  | PCS  | 1              |
| SCD600003 | PROTECTIVE CANOPY TP 1000 / 30° | 30°              | 530             | 600 | 230 | 1000 | PCS  | 1              |

Datasheet



## RUBBER TAP COVER



## COUVERCLE DE ROBINET EN CAOUTCHOUC

For outdoor units

## HAHNABDECKUNG AUS GUMMI

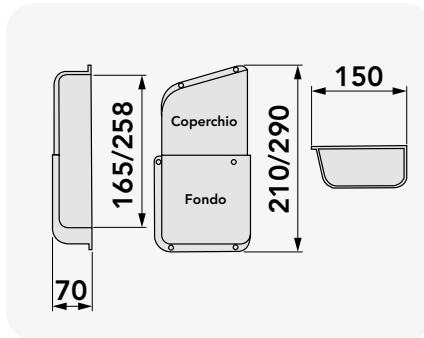
| CODE     | DESCRIPTION             | U.M. | Pieces per box |
|----------|-------------------------|------|----------------|
| 12000037 | VALVE COVER 1/4" - 1/2" | PCS  | 1              |
| 12000036 | VALVE COVER 1/4" - 3/8" | PCS  | 1              |

Datasheet





TELESCOPIC



For outdoor units



Datasheet



| CODE     | DESCRIPTION                      | U.M. | Pieces per box |
|----------|----------------------------------|------|----------------|
| 11128010 | UNIVERSAL TELESCOPIC VALVE-COVER | PCS  | 1              |

**TECHNICAL SPECIFICATIONS**

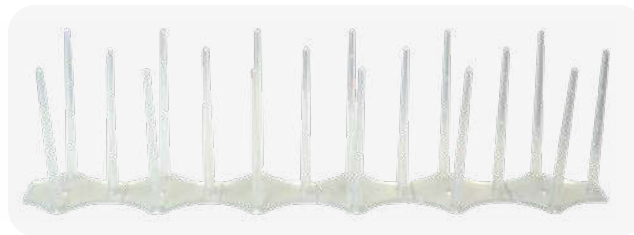
- Made of PVC
- Anti-roosting device height 90 mm
- Length 330 mm

**CARACTÉRISTIQUES TECHNIQUES**

- Fabriqué en PVC
- Hauteur des aiguilles de 90 mm
- Longueur 330 mm

**TECHNISCHE EIGENSCHAFTEN**

- Aus PVC
- Dornhöhe 90 mm
- Länge: 330 mm



MADE IN ITALY

Datasheet



| CODE     | DESCRIPTION          | U.M. | Pieces per box |
|----------|----------------------|------|----------------|
| 12000055 | ANTI-ROOSTING SPIKES | PCS  | 1              |

**TECHNICAL SPECIFICATIONS**

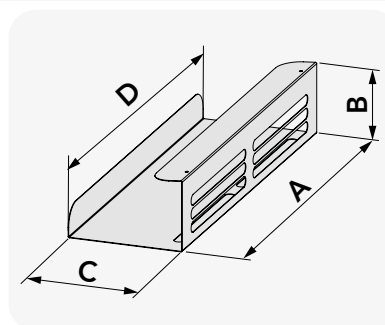
- Electrogalvanised sheet
- Painting white polyester
- Closed-cell polyethylene interior anti-condensation insulation (5mm thick)
- Fastenings not included

**CARACTÉRISTIQUES TECHNIQUES**

- Tôle galvanisée
- Peinture polyester blanche
- Isolation anti-condensation interne (épaisseur 5 mm) en polyéthylène à cellules fermées
- Fixations non incluses

**TECHNISCHE EIGENSCHAFTEN**

- Galvanisch verzinktes Blech
- Polyesterbeschichtung
- Geschlossenzellige Polyethylen-Isolierung gegen Kondenswasserbildung innen (5 mm dick)
- Befestigungen nicht im Lieferumfang enthalten



Anticondensation

Datasheet


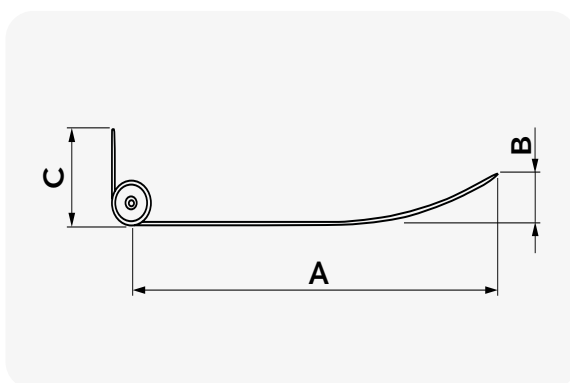
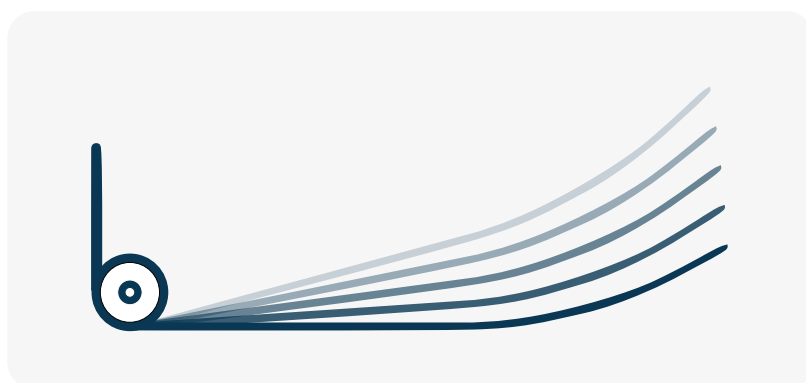


| CODE      | DESCRIPTION  | DIMENSIONS [mm] |     |     |     | U.M. | Pieces per box |
|-----------|--|-----------------|-----|-----|-----|------|----------------|
|           |  | A               | B   | C   | D   |      |                |
| SCD600001 | DEFLECTOR FOR CASSETTE UNITS (1 kit = 4 pcs)                 | 530             | 105 | 170 | 530 | PCS  | 1              |
| SCD600020 | DEFLECTOR SET FOR CASSETTE UNITS UP TO 60x60 (1 kit = 4 pcs) | 530             | 105 | 170 | 200 | PCS  | 1              |

**ADJUSTABLE FLOW DEFLECTOR FOR INDOOR UNIT**

**DÉFLECTEUR DE FLUX RÉGLABLE POUR UNITÉ INTERNE**

**EINSTELLBARER STRÖMUNGSABLENKER FÜR INNENGERÄT**



| CODE     | DESCRIPTION                                      | DIMENSIONS [mm] |    |    | U.M. | Pieces per box |
|----------|--|-----------------|----|----|------|----------------|
|          |  | A               | B  | C  |      |                |
| 12000040 | "DEVIO" ADJUSTABLE ALUMINIUM DEFLECTOR L 850 MM  | 260             | 30 | 55 | PCS  | 1              |
| 12000041 | "DEVIO" ADJUSTABLE ALUMINIUM DEFLECTOR L 1050 MM | 260             | 30 | 55 | PCS  | 1              |

**Datasheet**

 **UNIVERSAL POLYPROPYLENE FILTER PANEL 800 X 400 MM**

**TECHNICAL SPECIFICATIONS**

- Polypropylene fibre filtering septum
- Excellent resistance to acid
- Density 0.91 g/cm<sup>3</sup>
- Hydrolysis resistance: good
- Continuous operating temperature 80/90°C
- Low resistance to oxidation
- Low resistance to organic solvents
- Square dimensions 8 x 8 mm
- Applications for indoor wall-mounted air conditioners (in general)
- Supplied in 800 x 400 mm slab to be cut to size according to the size of your split

 **PANNEAU DE FILTRE UNIVERSEL EN POLYPROPYLENE 800 X 400 MM**


**CARACTÉRISTIQUES TECHNIQUES**

- Cloison filtrante en fibre de polypropylène
- Excellente résistance aux acides
- Densité 0,91 g/cm<sup>3</sup>
- Résistance à l'hydrolyse : bonne
- Température de fonctionnement en continu 80/90 °C
- Faible résistance à l'oxydation
- Faible résistance aux solvants organiques
- Taille du tableau : 8 x 8 mm
- Applications pour climatiseurs muraux intérieurs (en général)
- Livré en dalle de 800 x 400 mm à couper à la taille de votre fente

 **UNIVERSAL-POLYPROPYLEN-FILTERPLATTE 800 X 400 MM**

**TECHNISCHE EIGENSCHAFTEN**

- Filtermembran aus Polypropylenfasern
- Hervorragende Säurebeständigkeit
- Dichte 0,91 gr/cm<sup>3</sup>
- Hydrolysebeständigkeit: Gut
- Dauerbetriebstemperatur 80/90 °C
- Geringe Oxidationsbeständigkeit
- Geringe Beständigkeit gegen organische Lösungsmittel
- Abmessungen Rippe: 8 x 8 mm
- Anwendungen für Raum-Wandklimageräte (allgemein)
- Lieferung in 800 x 400 mm Platte, die entsprechend der Größe Ihres Splits zugeschnitten wird



| CODE     | DESCRIPTION   | BASE [mm] | HEIGHT [mm] | THICKNESS [mm] | U.M. |  Pieces per box |
|----------|---|-----------|-------------|----------------|------|--|
| 11161930 | UNIVERSAL FILTER IN POLYPROPYLENE (800X400 mm) - THICKNESS 2 mm | 800       | 400         | 2              | PCS  | 1  |

**Datasheet**



 **800 X 400MM UNIVERSAL ACTIVATED CARBON FILTER PANEL**

**TECHNICAL SPECIFICATIONS**

- Activated carbon filtering septum
- Grammage weight 650 g/m<sup>2</sup>
- 100% polyester fibres
- Activated carbon 38%
- Fire behaviour: EN 60335-2 31 FH2
- Air permeability (l/m<sup>2</sup>/s) at 50 Pa EN ISO 9237: 1.000
- Minimum tension resistance (N): MD 100-CD 120
- Use temperature (°C) < 150°C
- Applications: for indoor wall-mounted air conditioners (in general).
- Supplied in 800 x 400 mm slab to be cut to size according to the size of your split

 **PANNEAU DE FILTRE UNIVERSEL AU CHARBON ACTIF 800 X 400 MM**

**CARACTÉRISTIQUES TECHNIQUES**


- Cloison filtrante à charbon actif
- Poids du grammage 650 g/m<sup>2</sup>
- Composition de fibres 100 % polyester
- Charbon actif 38 %
- Comportement à la flamme: EN 60335-2 31 FH2
- Perméabilité à l'air (l/m<sup>2</sup>/s) à 50 Pa EN ISO 9237 : 1,000
- Résistance de tension minimale (N) : MD 100-CD 120
- Température de fonctionnement (°C) <150 °C
- Applications : pour les climatiseurs muraux intérieurs (en général).
- Livré en dalle de 800 x 400 mm à couper à la taille de votre fente

 **UNIVERSAL-AKTIVKOHLEFILTER, 800 X 400 MM**

**TECHNISCHE EIGENSCHAFTEN**

- Aktivkohlefiltermembran
- Grammaturgewicht 650 gr/m<sup>2</sup>
- Zusammensetzung aus 100 % Polyesterfasern
- Aktivkohle 38%
- Flammenverhalten: EN 60335-2 31 FH2
- Luftdurchlässigkeit (l/m<sup>2</sup>/s) bei 50 Pa EN ISO 9237: 1,000
- Minimaler Spannungsheizkörper (N): MD 100-CD 120
- Verwendungstemperatur (°C) <150 °C
- Anwendungen: Für Raum-Wandklimageräte (allgemein).
- Lieferung in 800 x 400 mm Platte, die entsprechend der Größe Ihres Splits zugeschnitten wird



| CODE     | DESCRIPTION  | BASE [mm] | HEIGHT [mm] | THICKNESS [mm] | U.M. |  Pieces per box |
|----------|--|-----------|-------------|----------------|------|--|
| 11161940 | UNIVERSAL FILTER IN POLYPROPYLENE (800X400 mm) - THICKNESS 10 mm | 800       | 400         | 10             | PCS  | 1  |

**Datasheet**



# TS-KT 618

 **UNIVERSAL REMOTE CONTROL FOR INDOOR UNITS**

## TECHNICAL SPECIFICATIONS

- Max. controllable distance 8 m
- Power supply 3 VDC
- 2 AAA batteries (UM-4. R03)
- Dimensions L 46 x H 155 x D 23 mm
- Weight approx. 80 g (excluding batteries)

 **TÉLÉCOMMANDE UNIVERSELLE POUR LES UNITÉS INTÉRIEURES**

## CARACTÉRISTIQUES TECHNIQUES

- Distance max. contrôlable 8 m
- Alimentation 3 VCC
- 2 piles AAA (UM-4. R03)
- Dimensions L 46 x H 155 x P 23 mm
- Poids environ 80 g (sans les piles)

 **UNIVERSELLE GOLD-FERNBEDIENUNG FÜR INNENGERÄTE**

## TECHNISCHE EIGENSCHAFTEN

- Max. steuerbare Entfernung 8 m
- Versorgung 3 VDC
- 2 AAA-Batterien (UM-4. R03)
- Abmessungen B 46 x H 155 x T 23 mm
- Gewicht ca. 80 g (Batterie ausgeschlossen)



## BRANDS

|                |                 |               |              |
|----------------|-----------------|---------------|--------------|
| ACSON          | COUNTRY AIR     | HOFFWELL      | MISTRAL      |
| ACTRON AIR     | DAEWOO          | HOMEMAKERS    | MITSUBISHI   |
| AGER/AGREE     | DAIKIN          | HUABAO        | NEC NATIONAL |
| AIRWEEL        | DEC / DHL       | HUAKE         | NIKKO        |
| AITE           | DeLonghi        | HUALING       | NISO         |
| AKIRA          | DERBY/DIVIN-CHI | HUAMEI        | NORITZ       |
| ALPIN          | DL              | HUIFENG       | OGENERAL     |
| AMCOR          | DOCTOR          | HYUNDAY       | OMEGA        |
| AMICO          | DONGBAO         | JBS           | OMNI         |
| ARENA          | DONGXINBAO      | JDC           | PANASONIC    |
| ARISTON        | ELCO            | JET AIR / JBS | National     |
| ARLEC          | ELECTRA         | JIANGNAN      | PANDA        |
| AUCMA          | Electrolux      | JINDA         | PHILCO       |
| AUSSIE AIR/ARD | EMAILAIR        | JINSONG       | PILOT        |
| AUX            | FEDDERS         | JOHNSON       | POLAR ICE    |
| BANSHEN        | FERROLI         | KANGLI        | PROTON       |
| BLUESTAR       | FRESTECH        | KELON         | RAYBO        |
| BLUEWAY        | FUJITA/FUJIAIRE | KELVINATOR    | RHOSS        |
| BOERKA         | FUJITSU         | KLIMATAIR     | ROWA         |
| BRIVAS         | FUNAI           | KOLIN         | Sabro        |
| CARRIER        | FUNAI / FUJIN   | KONKA         | SACON        |
| CELESTIAL      | GALANZ          | LENNOX        | SAIJO DENKI  |
| CHANGHONG      | GE              | LEVANTE       | SAMPO        |
| CHANGLING      | GEER            | LG            | SAMSUNG      |

For internal units

[Datasheet](#)

| CODE      | DESCRIPTION   | U.M. | Pieces per box |
|-----------|---|------|----------------|
| SCD600023 | UNIVERSAL REMOTE CONTROL FOR INTERNAL UNITS - "TS-KT 168" | PCS  | 1              |



# TS-VFR8

## UNIVERSAL REMOTE CONTROL FOR INDOOR UNITS

### TECHNICAL SPECIFICATIONS

- Max. working range 8 m
- Power supply 3 V
- AAA batteries (UM-4, R03) x 2
- Dimensions W 58 x H 160 x D 18 mm

## TÉLÉCOMMANDE UNIVERSELLE POUR LES UNITÉS INTÉRIEURES

### CARACTÉRISTIQUES TECHNIQUES

- Portée de travail max. 8 m
- Alimentation 3 V
- Piles AAA (UM-4, R03) x 2
- Dimensions L 58 x H 160 x P 18 mm

## UNIVERSELLE GOLD-FERNBEDIENUNG FÜR INNENGERÄTE

### TECHNISCHE EIGENSCHAFTEN

- Max. Arbeitsreichweite 8 m
- Stromversorgung 3 V
- AAA-Batterien (UM-4, R03) x 2
- Abmessungen B 58 x H 160 x T 18 mm

UNIVERSAL



| BRANDS     |                      |                   |
|------------|----------------------|-------------------|
| CARRIER    | HISENSE              | PHILCO            |
| CHANGONG   | HUBAO                | SAMSUNG           |
| CHIGAO     | HUALING              | SANYO NEC         |
| CHOFU      | HUIFENG              | SAIJO DENKI       |
| CONROWA    | HUIKANG              | SHANGLING         |
| CORONA     | JDC                  | SHARP             |
| DAIKIN     | JOHSON               | SHENGFENG SHANGLU |
| DOCTOR     | KANGLI               | SHUANGLU          |
| ELECTRA    | KELON                | SOVA              |
| ELECTROLUX | KLIMATAIR            | TCL               |
| FUJITSU    | KONKA                | TOSHIBA           |
| GALANZ     | LG                   | TRANE             |
| GOLDSTAR   | MACQUAY              | UNI-AIR           |
| GREE       | MIDEA                | WEILI             |
| GUQIAO     | MITSUBISCHI ELECTRIC | WHIRLPOOL         |
| HAIER      | MITSUBISCHI INDUSTRY | YORK              |
| HITACHI    | NATIONAL PANASONIC   | -                 |

Datasheet



| CODE     | DESCRIPTION   | U.M. | Pieces per box |
|----------|---|------|----------------|
| 11132199 | UNIVERSAL REMOTE CONTROL DEVICE FOR INTERNAL UNITS - VFR8 | PCS  | 1              |

## ELECTRICAL CABLES

### TECHNICAL SPECIFICATIONS

- S18 PVC insulated flexible multipole cable
- Type FS18OR18
- Rated voltage 300 / 500 V
- PVC R18 interval marking
- In accordance with CPR EU 305/11
- Euroclass CPR CEI-UNEL 35016 Cca - s3, d1, a3
- Certifications: IMQ

## CÂBLES ÉLECTRIQUES


### CARACTÉRISTIQUES TECHNIQUES

- Câble multipolaire flexible isolé en PVC S18
- Type FS18OR18
- Tension nominale 300 / 500 V
- Gaine PVC R18
- Conformément à la norme CPR UE 305/11
- Euroclasse CPR CEI-UNEL 35016 Cca - s3, d1, a3
- Certifications : IMQ

## ELEKTRISCHE KABEL

### TECHNISCHE EIGENSCHAFTEN

- S18 PVC-isoliertes flexibles mehrpoliges Kabel
- Typ FS18OR18
- Nennspannung 300/500 V
- Ummantelung PVC R18
- Gemäß Norm CPR EU 305/11
- Euroklasse CPR CEI-UNEL 35016 Cca - s3, d1, a3
- Zertifizierungen: IMQ



For internal units

| CODE      | DESCRIPTION   | MIN. PACK | U.M. | Pieces per box |
|-----------|---|-----------|------|----------------|
| SCC600014 | ELECTRIC CABLE FS18OR18, 3 COLOURS, SECTION 1,5 mmq (100 mt.) | 100 mt    | PCS  | 1              |
| SCC600015 | ELECTRIC CABLE FS18OR18, 3 COLOURS, SECTION 2,5 mmq (100 mt.) | 100 mt    | PCS  | 1              |
| SCC600016 | ELECTRIC CABLE FS18OR18, 4 COLOURS, SECTION 1,5 mmq (100 mt.) | 100 mt    | PCS  | 1              |
| SCC600017 | ELECTRIC CABLE FS18OR18, 4 COLOURS, SECTION 1,5 mmq (100 mt.) | 100 mt    | PCS  | 1              |

Datasheet




# COPPER PIPE



# ISOLATED COPPER PIPE

 **MADE IN ITALY**



## Top Line (Ivory)

The “Top Line” insulation is made of closed-cell and crosslinked polyethylene foam (10 mm thick). Externally equipped with a very strong, pyramidshaped and tear-resistant film, in colour ivory. Guaranteed to operate up to 120°C. The rools are 20 or 50 m long.



## Ri Line (White)

The “Ri Line” insulation is made of closed-cell and crosslinked polyethylene foam (from 6 to 100 mm). Externally equipped with a very strong tearresistant film, in colour white.



## New Line (White)

The “New Line” insulation is made of closed-cell and polyethylene foam (from 6 to 100 mm). Externally equipped with a very strong tearresistant film, in colour white.



## Eco Line (White)

The “Eco Line” insulation is made of closed-cell polyethylene foam (from 6 to 100 mm). Externally equipped with a very strong tear-resistant film, in colour white.



## Grey Line (Grey)

The “Grey Line” insulation is made of closed-cell polyethylene foam (from 6 to 100 mm). Externally equipped with a very strong tear-resistant film, in colour grey.

### TECHNICAL SPECIFICATIONS OF THE INSULATION

|                                    | TOP LINE             | RI LINE              |         | NEW LINE             |       | ECO LINE             |         | GREY LINE            |         |
|------------------------------------|----------------------|----------------------|---------|----------------------|-------|----------------------|---------|----------------------|---------|
| WORKING TEMPERATURE                | -80°C + 120°C        | - 45°C + 105°C       |         | -45°C + 105°C        |       | - 45°C + 100°C       |         | - 45°C + 105°C       |         |
| SPECIFIC WEIGHT                    | 30 kg/m <sup>2</sup> | 35 kg/m <sup>2</sup> |         | 35 kg/m <sup>2</sup> |       | 35 kg/m <sup>2</sup> |         | 35 kg/m <sup>2</sup> |         |
| THICKNESS OF INSULATION            | mm 10                | 1/4 3/8 1/2          | 5/8 3/4 | 1/4 3/8 1/2          |       | 1/4 3/8<br>1/2       | 5/8 3/4 | 1/4 3/8<br>1/2       | 5/8 3/4 |
|                                    |                      | mm 6                 | mm 10   | mm 6                 | mm 10 | mm 6                 | mm 10   | mm 6                 | mm 10   |
| FIRE REACTION CLASS (EN 13501)     | BL - s2, d0          | BL - s1, d0          |         | BL - s1, d0          |       | CI - s1, d0          |         | BL - s1, d0          |         |
| VAPOUR PERMEABILITY (UNI EN 13469) | μ = 15000            | μ > 5000             |         | μ > 10000            |       | N6200                |         | μ > 5000             |         |



**SINGLE INSULATED COPPER PIPE 20 M**



**LIGNE DE TÊTE TUBE CUIVRE SIMPLE ISOLÉ 20 M**



**EINZELISOLIERTES KUPFER-ROHR 20 M**



**BL-S2-D0**



**BL-S1, D0**



**BL-S1-D0**

**TOP Line**

20 m - SP.1/0,8 mm

Datasheet



Insulating thickness: 10 mm  
Copper thickness: 1 mm

**NEW Line**

20 m - SP.1 mm

Datasheet



Insulating thickness: 6 mm  
Copper thickness: 1 mm

**GREY Line**

20 m - SP.1/0,8 mm

Datasheet



Insulating thickness: 6 - 10 mm  
6 mm: 1/4 - 3/2 - 1/2 | 10 mm: 5/8 - 3/4  
Copper thickness: 0,8 mm

| CODE  | DESCRIPTION | Ø [mm] | COPPER THICKNESS [mm] | SHEATH THICKNESS [mm] | MIN PACK OF.  | NO. COILS PER PALLET |
|---|-------------|--------|-----------------------|-----------------------|---------------|----------------------|
| <b>TOP LINE SINGLE 20 m THICKNESS 1 mm</b>        |             |        |                       |                       |               |                      |
| 11110414  | CU 1/4"     | 6.35   | 1                     | 10                    | 2 PCS. - 40 m | 24 PCS. = m 480      |
| 11110438  | CU 3/8"     | 9.52   | 1                     | 10                    | 2 PCS. - 40 m | 24 PCS. = m 480      |
| 11110412  | CU 1/2"     | 12.7   | 1                     | 10                    | 2 PCS. - 40 m | 20 PCS. = m 400      |
| 11110458  | CU 5/8"     | 15.88  | 1                     | 10                    | 2 PCS. - 40 m | 20 PCS. = m 400      |
| 11110434  | CU 3/4"     | 19.05  | 1                     | 10                    | 1 PC. - 20 m  | 10 PCS. = m 200      |
| <b>TOP LINE SINGLE 20 m THICKNESS 0,8 mm</b>      |             |        |                       |                       |               |                      |
| 11110414W   | CU 1/4"     | 6.35   | 0.8                   | 10                    | 2 PCS. - 40 m | 24 PCS. = m 480      |
| 11110438W   | CU 3/8"     | 9.52   | 0.8                   | 10                    | 2 PCS. - 40 m | 24 PCS. = m 480      |
| 11110412W   | CU 1/2"     | 12.7   | 0.8                   | 10                    | 2 PCS. - 40 m | 20 PCS. = m 400      |
| <b>NEW LINE SINGLE 20 m THICKNESS 1 mm</b>        |             |        |                       |                       |               |                      |
| N11110438   | CU 3/8"     | 9.52   | 1                     | 10                    | 2 PCS. - 40 m | 24 PCS. = m 480      |
| N11110412   | CU 1/2"     | 12.7   | 1                     | 10                    | 2 PCS. - 40 m | 20 PCS. = m 400      |
| <b>GREY LINE SINGLE 20 m THICKNESS 0,8 - 1 mm</b> |             |        |                       |                       |               |                      |
| SCD600015   | CU 1/4"     | 6.35   | 0.8                   | 6                     | 2 PCS. - 40 m | 24 PCS. = m 480      |
| SCD600016   | CU 3/8"     | 9.52   | 0.8                   | 6                     | 2 PCS. - 40 m | 24 PCS. = m 480      |
| SCD600017   | CU 1/2"     | 12.7   | 0.8                   | 6                     | 2 PCS. - 40 m | 20 PCS. = m 400      |
| SCD600018   | CU 5/8"     | 15.88  | 1                     | 10                    | 2 PCS. - 40 m | 20 PCS. = m 400      |
| SCD600019   | CU 3/4"     | 19.05  | 1                     | 10                    | 1 PC. - 20 m  | 10 PCS. = m 200      |



**BL-S2-D0**



**BL-S1, D0**



**BL-S1-D0**

**TOP Line**

50 m - SP.1/0,8 mm

Datasheet



Insulating thickness: 10 mm  
Copper thickness: 1 mm

**RI Line**

50 m - SP.1 mm

Datasheet



Insulating thickness: 6-10 mm  
6 mm: 1/4 - 3/8 - 1/2 | 10 mm: 5/8 - 3/4  
Copper thickness: 1 mm

**GREY Line**

50 m - SP.1/0,8 mm

Datasheet



Insulating thickness: 6 - 10 mm  
6 mm: 1/4 - 3/2 - 1/2 | 10 mm: 5/8 - 3/4  
Copper thickness: 0,8 mm

| CODE  | DESCRIPTION | Ø [mm] | COPPER THICKNESS | SHEALTH THICKNESS | IN PACK OF.  | NO. COILS PER PALLET |
|---|-------------|--------|------------------|-------------------|--------------|----------------------|
| <b>TOP LINE SINGLE 50 m THICKNESS 1 mm</b>        |             |        |                  |                   |              |                      |
| 11110514  | CU 1/4"     | 6.35   | 1                | 10                | 1 PC. - 50 m | 10 PCS. = m 500      |
| 11110538  | CU 3/8"     | 9.52   | 1                | 10                | 1 PC. - 50 m | 9 PCS. = m 450       |
| 11110512  | CU 1/2"     | 12.7   | 1                | 10                | 1 PC. - 50 m | 8 PCS. = m 400       |
| 11110558  | CU 5/8"     | 15.88  | 1                | 10                | 1 PC. - 50 m | 6 PCS. = m 300       |
| SCD600009   | CU 3/4"     | 19.05  | 1                | 10                | 1 PC. - 25 m | 7 PCS. = m 175       |
| 11110534  | CU 3/4"     | 19.05  | 1                | 10                | 1 PC. -25 m  | 8 PCS. = m 200       |
| <b>TOP LINE SINGLE 50 m THICKNESS 0,8 mm</b>      |             |        |                  |                   |              |                      |
| 11110514W   | CU 1/4"     | 6.35   | 0.8              | 10                | 1 PC. -50 m  | 10 PCS. = m 500      |
| 11110538W   | CU 3/8"     | 9.52   | 0.8              | 10                | 1 PC. -50 m  | 9 PCS. = m 450       |
| 11110512W   | CU 1/2"     | 12.7   | 0.8              | 10                | 1 PC. -50 m  | 8 PCS. = m 200       |
| <b>RI LINE SINGLE 50 m THICKNESS 1 mm</b>         |             |        |                  |                   |              |                      |
| R11110414   | CU 1/4"     | 6.35   | 1                | 6                 | 1 PC. -50 m  | 10 PCS. = m 500      |
| R11110438   | CU 3/8"     | 9.52   | 1                | 6                 | 1 PC. -50 m  | 10 PCS. = m 500      |
| R11110412   | CU 1/2"     | 12.7   | 1                | 6                 | 1 PC. -50 m  | 10 PCS. = m 500      |
| R11110458   | CU 5/8"     | 15.88  | 1                | 10                | 1 PC. -50 m  | 5 PCS. = m 250       |
| R11110434   | CU 3/4"     | 19.05  | 1                | 10                | 1 PC. -25 m  | 10 PCS. = m 500      |
| <b>GREY LINE SINGLE 50 m THICKNESS 0,8 - 1 mm</b> |             |        |                  |                   |              |                      |
| SCD600010   | CU 1/4"     | 6.35   | 0.8              | 6                 | 1 PC. -50 m  | 10 PCS. = m 500      |
| SCD600011   | CU 3/8"     | 9.52   | 0.8              | 6                 | 1 PC. -50 m  | 8 PCS. = m 400       |
| SCD600012   | CU 1/2"     | 12.7   | 0.8              | 6                 | 1 PC. -50 m  | 8 PCS. = m 400       |
| SCD600013   | CU 5/8"     | 15.88  | 1                | 10                | 1 PC. -50 m  | 5 PCS. = m 250       |
| SCD600014   | CU 3/4"     | 19.05  | 1                | 10                | 1 PC. -25 m  | 8 PCS. = m 400       |

## INSULATED COPPER PIPE COUPLED

### TECHNICAL SPECIFICATIONS

- Cu-DHP copper pipe according to EN 12735-1
- Closed-cell polyethylene foam sheath
- Operating temperature up to 120°C
- Ivory tear-resistant film with pyramidal texture
- Paired 20 m pack
- Roll 50 m (on request)
- Capped copper ends

## TUBE DE CUIVRE ISOLÉ DE LIGNE SUPÉRIEURE COUPLÉ

### CARACTÉRISTIQUES TECHNIQUES

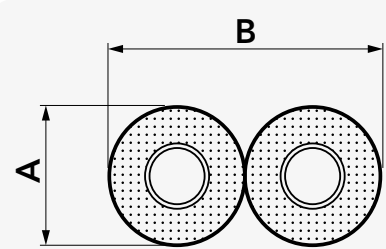
- Tube en cuivre Cu-DHP selon EN 12735-1
- Gaine en polyéthylène expansé à cellules fermées
- Température de fonctionnement jusqu'à 120°C
- Film ondulé pyramidal ivoire résistant à la déchirure
- Emballage de 20 m couplé
- Rouleau de 50 m (disponible sur demande)
- Extrémités en cuivre coiffées

## ISOLIERTES KUPFERROHR GEKOPPELT

### TECHNISCHE EIGENSCHAFTEN

- Kupferrohr Cu-DHP nach EN 12735-1
- Ummantelung aus Polyethylenschaum mit geschlossenen Zellen
- Betriebstemperatur bis 120°C
- Pyramidenförmige reißfeste Folie elfenbeinfarben
- Verpackung 20-Meter gepaart
- 50 m Rolle (auf Anfrage erhältlich)
- Verkappte Kupferenden

20 m



BL-S1-D0 Self-extinguishing

50 m coil available on request

Datasheet



| CODE      | DESCRIPTION    | Ø [mm]       | COPPER THICKNESS [mm] | SHEATH THICKNESS [mm] | A x B OVERALL [mm] | PACK OF       | NO. COILS PER PALLET |
|-----------|----------------|--------------|-----------------------|-----------------------|--------------------|---------------|----------------------|
| 11110038  | CU 1/4" - 3/8" | 6,35 - 9,52  | 1,0 - 1,0             | 10                    | 27 x 53            | 1 COIL - 20 m | 26 COILS = m 520     |
| SCD600021 | CU 1/4" - 3/8" | 6,35 - 9,52  | 1,0 - 1,0             | 10                    | 27 x 53            | 1 COIL - 50 m | -                    |
| 11110012  | CU 1/4" - 1/2" | 6,35 - 12,7  | 1,0 - 1,0             | 10                    | 31 x 56            | 1 COIL - 20 m | 14 COILS = m 280     |
| SCD600022 | CU 1/4" - 1/2" | 6,35 - 12,7  | 1,0 - 1,0             | 10                    | 31 x 56            | 1 COIL - 50 m | -                    |
| 11110058  | CU 1/4" - 5/8" | 6,35 - 15,88 | 1,0 - 1,0             | 10                    | 34 x 59            | 1 COIL - 20 m | 11 COILS = m 220     |
| 11110108  | CU 3/8" - 1/2" | 9,52 - 12,7  | 1,0 - 1,0             | 10                    | 34 x 40            | 1 COIL - 20 m | 11 COILS = m 220     |
| 11110158  | CU 3/8" - 5/8" | 9,52 - 15,88 | 1,0 - 1,0             | 10                    | 34 x 62            | 1 COIL - 20 m | 11 COILS = m 220     |
| 11110065  | CU 3/8" - 3/4" | 9,52 - 19,05 | 1,0 - 1,0             | 10                    | 40 x 69            | 1 COIL - 20 m | 11 COILS = m 220     |
| 11110068  | CU 1/2" - 3/4" | 12,7 - 19,05 | 1,0 - 1,0             | 10                    | 40 x 71            | 1 COIL - 20 m | 11 COILS = m 220     |
| 11110038W | CU 1/4" - 3/8" | 6,35 - 9,52  | 0,8 - 0,8             | 10                    | 27 x 53            | 1 COIL - 20 m | 11 COILS = m 220     |
| 11110012W | CU 1/4" - 1/2" | 6,35 - 12,7  | 0,8 - 0,8             | 10                    | 31 x 56            | 1 COIL - 20 m | 11 COILS = m 220     |
| 11110108W | CU 3/8" - 1/2" | 9,52 - 12,7  | 0,8 - 0,8             | 10                    | 34 x 40            | 1 COIL - 20 m | 11 COILS = m 220     |
| 11110058W | CU 1/4" - 5/8" | 6,35 - 15,88 | 0,8 - 1,0             | 10                    | 34 x 59            | 1 COIL - 20 m | 11 COILS = m 220     |
| 11110158W | CU 3/8" - 5/8" | 9,52 - 15,88 | 0,8 - 1,0             | 10                    | 34 x 62            | 1 COIL - 20 m | 11 COILS = m 220     |
| 11110065W | CU 3/8" - 3/4" | 9,52 - 19,05 | 0,8 - 1,0             | 10                    | 40 x 69            | 1 COIL - 20 m | 11 COILS = m 220     |
| 11110068W | CU 1/2" - 3/4" | 12,7 - 19,05 | 0,8 - 1,0             | 10                    | 40 x 71            | 1 COIL - 20 m | 11 COILS = m 220     |

# NEW LINE

## INSULATED COPPER PIPE COUPLED

### TECHNICAL SPECIFICATIONS

- Cu-DHP copper pipe according to EN 12735-1
- Closed-cell polyethylene foam sheath
- Insulation thickness 6 mm: 1/4 - 3/8 -1/2
- Insulation thickness from 10 mm: 5/8 -3/4
- Smooth tear-resistant film
- Paired 20 m pack
- Capped copper ends

## TUBE DE CUIVRE ISOLÉ DE LIGNE SUPÉRIEURE COUPLÉ

### CARACTÉRISTIQUES TECHNIQUES

- Tube en cuivre Cu-DHP selon EN 12735-1
- Gaine en polyéthylène expansé à cellules fermées
- Épaisseur d'isolation de 6 mm: 1/4 - 3/8 -1/2
- Épaisseur d'isolation 10 mm -3/4
- Film lisse résistant à la déchirure
- Emballage de 20 m
- Extrémités en cuivre coiffées

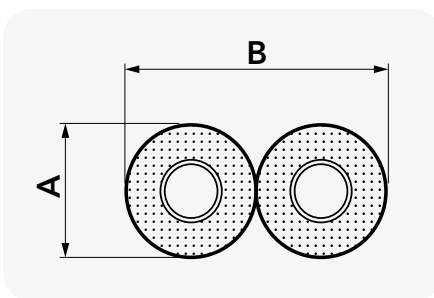
## ISOLIERTES KUPFERROHR GEKOPPELT

### TECHNISCHE EIGENSCHAFTEN

- Kupferrohr Cu-DHP nach EN 12735-1
- Ummantelung aus Polyethylenschaum mit geschlossenen Zellen
- Dämmungsstärke zu 6 mm: 1/4 - 3/8 -1/2
- Dämmungsstärke von 10 mm -3/4
- Glatte reißfeste Folie
- Packung 20 m gepaart
- Verkappte Kupferenden



20 m



BL-S1-D0 Self-extinguishing

Datasheet



| CODE      | DESCRIPTION    | Ø [mm]      | COPPER THICKNESS [mm] | SHEATH THICKNESS [mm] | AxB OVERALL [mm] | PACK OF       | NO. COILS PER PALLET |
|-----------|----------------|-------------|-----------------------|-----------------------|------------------|---------------|----------------------|
| N11110038 | CU 1/4" - 3/8" | 6,35 - 9,52 | 1,0 - 1,0             | 6                     | 27 x 53          | 1 COIL - 20 m | 26 COILS = m 520     |
| N11110012 | CU 1/4" - 1/2" | 6,35 - 12,7 | 1,0 - 1,0             | 6                     | 31 x 56          | 1 COIL - 20 m | 14 COILS = m 280     |

# ECO LINE

## INSULATED COPPER PIPE COUPLED

### TECHNICAL SPECIFICATIONS

- Cu-DHP copper pipe according to EN 12735-1
- Insulation thickness 6 mm: 1/4 - 3/8 -1/2
- Insulation thickness from 10 mm: 5/8
- Smooth tear-resistant film
- Paired 20 m pack
- Crimped copper ends
- Cardboard packaging
- Expanded polyethylene insulation
- 0,8 mm copper
- 1-metre interval marking
- Fire reaction class CL - s1, d0

## TUBE DE CUIVRE ISOLÉ DE LIGNE SUPÉRIEURE COUPLÉ

### CARACTÉRISTIQUES TECHNIQUES

- Tube en cuivre Cu-DHP selon EN 12735-1
- Épaisseur d'isolation de 6 mm: 1/4 - 3/8 -1/2
- Épaisseur d'isolation de 10 mm: 5/8
- Film lisse résistant à la déchirure
- Emballage de 20 m couplé
- Extrémités en cuivre agrafées
- Emballage en carton
- Isolant en polyéthylène expansé
- Cuivre 0,8 mm
- Gaine métrique
- Classe de réaction au feu CL - s1, d0

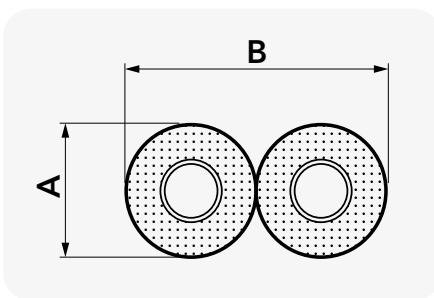
## ISOLIERTES KUPFERROHR GEKOPPELT

### TECHNISCHE EIGENSCHAFTEN

- Kupferrohr Cu-DHP nach EN 12735-1
- Dämmungsstärke zu 6 mm: 1/4 - 3/8 -1/2
- Dämmungsstärke von 10 mm
- Glatte reißfeste Folie
- Verpackung 20-Meter gepaart
- Geklammerte Kupferenden
- Verpackung aus Karton
- Isolierung aus expandiertem Polyethylen
- 0,8 mm Kupfer
- Metrische Ummantelung
- Brandverhaltensklasse CL - s1, d0



20 m



BL-S1-D0 Self-extinguishing

Datasheet



| CODE       | DESCRIPTION    | Ø [mm]      | COPPER THICKNESS [mm] | SHEATH THICKNESS [mm] | AxB OVERALL [mm] | PACK OF       | NO. COILS PER PALLET |
|------------|----------------|-------------|-----------------------|-----------------------|------------------|---------------|----------------------|
| E111100128 | CU 1/4" - 1/2" | 6,35 - 12,7 | 0,8 - 0,8             | 6 X 6                 | 24X45            | 1 COIL - 20 m | 24 COILS = m 480     |

## COPPER PIPE IN RODS

### TECHNICAL SPECIFICATIONS

- Measurements in inches
- Capped 4m bars
- Supplied in boxes
- Polished interior
- Pack of 5 - 10 rods
- Designation R290 (raw)



Datasheet



## TUYAU EN CUIVRE EN BÂTONNETS

### CARACTÉRISTIQUES TECHNIQUES

- Mesures en pouces
- Barres plafonnées de 4 m
- Livré dans des boîtes
- Poli à l'intérieur
- Emballage de 5 à 10 tiges
- Désignation R290 (brut)

## KUPFERROHR IN STANGEN

### TECHNISCHE EIGENSCHAFTEN

- Maße in Zoll
- 4 m lange Stangen mit Kappen
- Lieferung in Kartons
- Innen poliert
- Packung mit 5 - 10 Stäben
- Bezeichnung R290 (roh)

| CODE      | Ø [INCH] | Ø [mm] | THICKNESS [mm] | PACKAGE WEIGHT [kg] | U.M. |  Pieces per box |
|-----------|----------|--------|----------------|---------------------|------|--|
| R11110003 | 1/2"     | 12,70  | 1              | 13,00               | PCS  | 1  |
| R11110004 | 5/8"     | 15,80  | 1              | 16,65               | PCS  | 1  |
| R11110005 | 3/4"     | 19,05  | 1              | 20,22               | PCS  | 1  |
| R11110006 | 7/8"     | 22,22  | 1              | 23,77               | PCS  | 1  |
| R11110007 | 1"       | 25,40  | 1              | 13,66               | PCS  | 1  |
| R11110008 | 1"1/8    | 28,57  | 1              | 15,44               | PCS  | 1  |
| R11110012 | 1"1/4    | 31,75  | 1,25           | 21,35               | PCS  | 1  |
| R11110009 | 1"3/8    | 34,92  | 1,25           | 23,57               | PCS  | 1  |
| R11110010 | 1"5/8    | 41,27  | 1,25           | 17,00               | PCS  | 1  |

Recommended for VRV-VRF

Transport to be carried out by the customer

## INSULATION FOR COPPER PIPE IN RODS

### TECHNICAL SPECIFICATIONS

- Insulation thickness 15 mm
- 2m bars
- Grey colour
- Reaction to fire class BL-s1 d0 - EN 13501-1



Datasheet



 MADE IN ITALY

## ISOLATION POUR TUBE EN CUIVRE DANS DES TIGES


### CARACTÉRISTIQUES TECHNIQUES

- Épaisseur d'isolation 15 mm
- Barres de 2 m
- Couleur grise
- Classe de réaction au feu BL-s1 d0 - EN 13501-1

## ISOLIERUNG FÜR KUPFERROHRE IN STANGEN

### TECHNISCHE EIGENSCHAFTEN

- Dämmungsstärke 15 mm
- 2 m Stangen
- Grau
- Brandreaktionsklasse: BL-s1 d0 - EN 13501-1

| CODE     | Ø [INCH]        | Ø [mm]        | THICKNESS [mm] | ITEM FOR PACK [m] | U.M. |  Pieces per box |
|----------|-----------------|---------------|----------------|-------------------|------|--|
| 11127993 | 1/2"            | 12.7          | 15             | 140               | PCS  | 1  |
| 11127995 | 5/8"            | 15.8          | 15             | 110               | PCS  | 1  |
| 11127996 | 3/4"            | 19.05         | 15             | 100               | PCS  | 1  |
| 11127997 | 7/8"            | 22.22         | 15             | 82                | PCS  | 1  |
| 11127998 | 1" - 1" 1/8     | 25,4 - 28,57  | 15             | 68                | PCS  | 1  |
| 11127999 | 1" 1/4 - 1" 3/8 | 31,75 - 34,92 | 15             | 60                | PCS  | 1  |
| 11127994 | 1" 5/8          | 41.27         | 15             | 50                | PCS  | 1  |

BL-S1-D0 Self-extinguishing

Minimum order: 20 Bars

 **INSULATED COLLAR  
THICKNESS Ø13 AND Ø19**

**TECHNICAL SPECIFICATIONS**

**COLLAR:**

- Galvanised steel
- Includes joining screws and plug

**INSULATING:**

- Polyurethane foam (PIR) coupled with flexible elastomer foam (FEF) and PVC outer coating
- External black colour
- Thickness 13 mm or 19 mm
- Operating temperature MAX: + 120°C / MIN. -180°C.
- Reaction to fire class: B2

 **COLLIER ISOLANT ÉPAIS Ø13  
ET Ø19**

**CARACTÉRISTIQUES TECHNIQUES**

**COLLIER:**

- Acier Galvanisé
- Avec vis de raccord et cheville

**ISOLANT:**

- Mousse de polyuréthane expansé (PIR) couplée à une mousse souple élastomère (FEF) et revêtement extérieur en PVC
- Couleur extérieure noire
- Épaisseur 13 mm ou 19 mm
- Température de fonctionnement MAX : + 120° C / MIN. -180° C
- Classement au feu : B2

 **ISOLIERTE SCHELLE DICKE  
Ø13 UND Ø19**

**TECHNISCHE EIGENSCHAFTEN**

**SCHELLE:**

- Verzinktes Stahl
- Komplett mit Verbindungsschraube und Stecker

**ISOLIEREND:**

- Polyurethanschaum (PIR) gekoppelt mit flexiblem Elastomerschaum (FEF) und PVC-Außenverkleidung
- Außenfarbe Schwarz
- Stärke 13 mm oder 19 mm
- Betriebstemperatur MAX: + 120° C / MIN. -180° C
- Brandklasse: B2



**Datasheet**



| CODE                                     | Ø [mm]  | SCREW   | DOWEL [mm] | COLLAR DIMENSIONS [INCH] | U.M. |  Pieces per box |
|--|---|---------|------------|--------------------------|------|--|
| <b>INSULATED COLLARS THICKNESS 13 mm</b> |   |         |            |                          |      |  |
| SCC600063                                | COLLAR (THICKNESS 13mm) FOR COPPER PIPE Ø1/2 (SET OF 10 pcs)          | M8 x 90 | Ø10 x 60   | 1" 1/4                   | PCS  | 10   |
| SCC600064                                | COLLAR (THICKNESS 13mm) FOR COPPER PIPE Ø5/8 (SET OF 10 pcs)          | M8 x 90 | Ø10 x 60   | 1" 1/4                   | PCS  | 10   |
| SCC600065                                | COLLAR (THICKNESS 13 mm) FOR COPPER PIPE Ø3/4 (SET OF 10 pcs)         | M8 x 90 | Ø10 x 60   | 1" 1/4                   | PCS  | 10   |
| SCC600066                                | COLLAR (THICKNESS 13 mm) FOR COPPER PIPE Ø7/8 (SET OF 10 pcs)         | M8 x 90 | Ø10 x 60   | 1" 1/2                   | PCS  | 10   |
| SCC600067                                | COLLAR (THICKNESS 13 mm) FOR COPPER PIPE Ø1" + 1"1/8 (SET OF 10 pcs)  | M8 x 90 | Ø10 x 60   | 1" 1/2                   | PCS  | 10   |
| SCC600068                                | COLLAR (THICKNESS 13 mm) FOR COPPER PIPE Ø1" + 1"3/8 (SET OF 10 pcs)  | M8 x 90 | Ø10 x 60   | 2"                       | PCS  | 10   |
| SCC600069                                | COLLAR (THICKNESS 13 mm) FOR COPPER PIPE Ø1" 5/8 (SET OF 10 pcs)      | M8 x 90 | Ø10 x 60   | 2"                       | PCS  | 10   |
| <b>INSULATED COLLARS THICKNESS 19 mm</b> |   |         |            |                          |      |  |
| SCC600070                                | COLLAR (THICKNESS 19 mm) FOR COPPER PIPE Ø1/2 (SET OF 10 pcs)         | M8 x 90 | Ø10 x 60   | 1" 1/2                   | PCS  | 10   |
| SCC600071                                | COLLAR (THICKNESS 19 mm) FOR COPPER PIPE Ø5/8 (SET OF 10 pcs)         | M8 x 90 | Ø10 x 60   | 1" 1/2                   | PCS  | 10   |
| SCC600072                                | COLLAR (THICKNESS 19 mm) FOR COPPER PIPE Ø3/4 (SET OF 10 pcs)         | M8 x 90 | Ø10 x 60   | 1" 1/2                   | PCS  | 10   |
| SCC600073                                | COLLAR (THICKNESS 19 mm) FOR COPPER PIPE Ø7/8 (SET OF 10 pcs)         | M8 x 90 | Ø10 x 60   | 2"                       | PCS  | 10   |
| SCC600074                                | COLLAR (THICKNESS 19 mm) FOR COPPER PIPE Ø1"+1"1/8 (SET OF 10 pcs)    | M8 x 90 | Ø10 x 60   | 2"                       | PCS  | 10   |
| SCC600075                                | COLLAR (THICKNESS 19 mm) FOR COPPER PIPE Ø1"1/4+1"3/8 (SET OF 10 pcs) | M8 x 90 | Ø10 x 60   | 2" 1/2                   | PCS  | 10   |
| SCC600076                                | COLLAR (THICKNESS 19 mm) FOR COPPER PIPE Ø1" 5/8 (SET OF 10 pcs)      | M8 x 90 | Ø10 x 60   | 2" 1/2                   | PCS  | 10   |

 **GALVANISED COLLAR COMPLETE WITH SCREW AND DOWEL - SIZE IN INCHES**

**TECHNICAL SPECIFICATIONS**

- Made of galvanized steel
- Supplied in blister packs of 2 pcs.
- Collar thickness 2.5 mm
- Collar width 20 mm
- Electro-welded M8 nut

 **COLLIER GALVANISÉ AVEC VIS ET GOUJON - DIMENSIONS EN POUÇES**

**CARACTÉRISTIQUES TECHNIQUES**

- Fabriqué en acier galvanisé
- Livré en plaquettes thermoformées de 2 pièces.
- Épaisseur du collier 2,5 mm
- Largeur du collier 20 mm
- Écrou M8 électro-soudé

 **VERZINKTE SCHELLE KOMPLETT MIT SCHRAUBE UND DÜBEL - MASSE IN ZOLL**


**TECHNISCHE EIGENSCHAFTEN**

- Aus verzinktem Stahl
- Lieferung in Blister mit 2 Stück.
- Schellenstärke 2,5 mm
- Schellenbreite 20 mm
- Elektrogeschweißte M8-Mutter



Datasheet



| CODE     | DESCRIPTION  | PIN [mm] | SCREW   | DOWEL [mm] | U.M. |  Pieces per box |
|----------|--|----------|---------|------------|------|--|
| 22200300 | GALVANISED COLLAR Ø 3/8" COMPLETE WITH SCREW AND DOWEL   | M8       | M8 x 90 | Ø 10 x 60  | PCS  | 2  |
| 22200310 | GALVANISED COLLAR Ø 1/2" COMPLETE WITH SCREW AND DOWEL   | M8       | M8 x 90 | Ø 10 x 60  | PCS  | 2  |
| 22200320 | GALVANISED COLLAR Ø 3/4" COMPLETE WITH SCREW AND DOWEL   | M8       | M8 x 90 | Ø 10 x 60  | PCS  | 2  |
| 22200330 | GALVANISED COLLAR Ø 1" COMPLETE WITH SCREW AND DOWEL     | M8       | M8 x 90 | Ø 10 x 60  | PCS  | 2  |
| 22200340 | GALVANISED COLLAR Ø 1 1/4" COMPLETE WITH SCREW AND DOWEL | M8       | M8 x 90 | Ø 10 x 60  | PCS  | 2  |
| 22200350 | GALVANISED COLLAR Ø 1 1/2" COMPLETE WITH SCREW AND DOWEL | M8       | M8 x 90 | Ø 10 x 60  | PCS  | 2  |
| 22200360 | GALVANISED COLLAR Ø 2" COMPLETE WITH SCREW AND DOWEL     | M8       | M8 x 90 | Ø 10 x 60  | PCS  | 2  |

 **TROPICALISED COLLAR COMPLETE WITH SCREW AND DOWEL - SIZE IN MILLIMETRES**


**TECHNICAL SPECIFICATIONS**

- Made of tropicalised galvanised steel
- Collar thickness 1 mm
- Screw size M6 x 10 mm
- Collar diameter in millimetres
- Supplied in blister packs of 2 pcs.

 **COLLIER TROPICALISÉ AVEC VIS ET CHEVILLE - TAILLES EN MILLIMÈTRES**

**CARACTÉRISTIQUES TECHNIQUES**

- Fabriqué en acier galvanisé tropicalisé
- Épaisseur du collier 1 mm
- Taille de vis M6 x 10 mm
- Diamètre du collier en millimètres
- Livré en plaquettes thermoformées de 2 pièces.

 **TROPENFESTE SCHELLE KOMPLETT MIT SCHRAUBE UND DÜBEL - MASSE IN MILLIMETERN**


**TECHNISCHE EIGENSCHAFTEN**

- Aus verzinktem Stahl mit Tropikalisierung
- Schellenstärke 1 mm
- Schraubengröße M6 x 10 mm
- Schellendurchmesser in Millimetern
- Lieferung in Blister mit 2 Stück.



Datasheet



| CODE     | DESCRIPTION  | PIN [mm] | DOWEL [mm] | U.M. |  Pieces per box |
|----------|--|----------|------------|------|--|
| 22200510 | TROPICALISED COLLAR Ø 10 COMPLETE WITH SCREW AND DOWEL | Ø 5 x 40 | Ø 8 x 40   | PCS  | 2  |
| 22200520 | TROPICALISED COLLAR Ø 12 COMPLETE WITH SCREW AND DOWEL | Ø 5 x 40 | Ø 8 x 40   | PCS  | 2  |
| 22200570 | TROPICALISED COLLAR Ø 22 COMPLETE WITH SCREW AND DOWEL | Ø 5 x 40 | Ø 8 x 40   | PCS  | 2  |
| 22200580 | TROPICALISED COLLAR Ø 24 COMPLETE WITH SCREW AND DOWEL | Ø 5 x 40 | Ø 8 x 40   | PCS  | 2  |
| 22200590 | TROPICALISED COLLAR Ø 25 COMPLETE WITH SCREW AND DOWEL | Ø 5 x 40 | Ø 8 x 40   | PCS  | 2  |
| 22200610 | TROPICALISED COLLAR Ø 28 COMPLETE WITH SCREW AND DOWEL | Ø 5 x 40 | Ø 8 x 40   | PCS  | 2  |
| 22200620 | TROPICALISED COLLAR Ø 32 COMPLETE WITH SCREW AND DOWEL | Ø 5 x 40 | Ø 8 x 40   | PCS  | 2  |
| 22200640 | TROPICALISED COLLAR Ø 40 COMPLETE WITH SCREW AND DOWEL | Ø 5 x 40 | Ø 8 x 40   | PCS  | 2  |
| 22200660 | TROPICALISED COLLAR Ø 50 COMPLETE WITH SCREW AND DOWEL | Ø 5 x 40 | Ø 8 x 40   | PCS  | 2  |

**GALVANISED COLLAR COMPLETE WITH SCREW AND DOWEL AND GASKET - SIZE IN INCHES**

**TECHNICAL SPECIFICATIONS**

- Made of AISI 430 STAINLESS STEEL
- Collar thickness 2 mm
- Collar width 20 mm
- Includes screw and fixing plugs

**COLLIER GALVANISÉ AVEC VIS ET CHEVILLE ET JOINT - DIMENSIONS EN POUCES**

**CARACTÉRISTIQUES TECHNIQUES**

- Fabriqué en acier inoxydable AISI 430
- Épaisseur du collier 2 mm
- Largeur du collier 20 mm
- Livré avec vis et cheville

**VERZINKTE SCHELLE KOMPLETT MIT SCHRAUBE, DÜBEL UND DICHTUNG- MASSE IN ZOLL**

**TECHNISCHE EIGENSCHAFTEN**

- Aus Edelstahl AISI 430
- Schellenstärke 2 mm
- Schellenbreite 20 mm
- Komplett mit Schraube und Dübel



Datasheet



| CODE     | DESCRIPTION   | Ø PIPES [mm] | PIN | SCREW   | DOWEL [mm] | U.M. | Pieces per box |
|----------|---|--------------|-----|---------|------------|------|----------------|
| 22200700 | GALV. COLLAR Ø 3/8" COMPLETE WITH SCREW, DOWEL AND GASKET   | 15 - 19      | M8  | M8 x 90 | Ø 10 x 60  | PCS  | 2              |
| 22200730 | GALV. COLLAR Ø 1" COMPLETE WITH SCREW, DOWEL AND GASKET     | 32 - 35      | M8  | M8 x 90 | Ø 10 x 60  | PCS  | 2              |
| 22200740 | GALV. COLLAR Ø 1 1/4" COMPLETE WITH SCREW, DOWEL AND GASKET | 40 - 43      | M8  | M8 x 90 | Ø 10 x 60  | PCS  | 2              |
| 22200750 | GALV. COLLAR Ø 1 1/2" COMPLETE WITH SCREW, DOWEL AND GASKET | 44 - 49      | M8  | M8 x 90 | Ø 10 x 60  | PCS  | 2              |

**GALVANISED COLLAR COMPLETE WITH SCREW AND DOWELS FOR SPIRAL DUCTS AND FLUES**

**TECHNICAL SPECIFICATIONS**

- Made of galvanized steel
- Collar thickness 1.5 mm
- Collar width 28 mm

**COLLIER GALVANISÉ AVEC VIS ET CHEVILLES POUR CONDUITES SPIROÏDALES ET CONDUITS DE FUMÉE**

**CARACTÉRISTIQUES TECHNIQUES**

- Fabriqué en acier galvanisé
- Épaisseur du collier 1,5 mm
- Largeur du collier 28 mm

**VERZINKTE SCHELLE MIT SCHRAUBEN UND DÜBELN FÜR SPIRALKANÄLE UND RAUCHABZÜGE**

**TECHNISCHE EIGENSCHAFTEN**

- Aus verzinktem Stahl
- Schellenstärke 1,5 mm
- Schellenbreite 28 mm



Datasheet



| CODE     | DESCRIPTION   | SCREW | DOWEL [mm] | U.M. | Pieces per box |
|----------|---|-------|------------|------|----------------|
| 22200800 | WITH GALV. Ø 80 SCREW COMP AND DOWEL FOR COND. SPIRALS AND SMOKE FLUES  | M8x90 | Ø10x60     | PCS  | 2              |
| 22200820 | WITH GALV. Ø 100 SCREW COMP AND DOWEL FOR COND. SPIRALS AND SMOKE FLUES | M8x90 | Ø10x60     | PCS  | 2              |
| 22200870 | WITH GALV. Ø 150 SCREW COMP AND DOWEL FOR COND. SPIRALS AND SMOKE FLUES | M8x90 | Ø10x60     | PCS  | 2              |
| 22200880 | WITH GALV. Ø 160 SCREW COMP AND DOWEL FOR COND. SPIRALS AND SMOKE FLUES | M8x90 | Ø10x60     | PCS  | 2              |
| 22200900 | WITH GALV. Ø 200 SCREW COMP AND DOWEL FOR COND. SPIRALS AND SMOKE FLUES | M8x90 | Ø10x60     | PCS  | 2              |
| 22200910 | WITH GALV. Ø 220 SCREW COMP AND DOWEL FOR COND. SPIRALS AND SMOKE FLUES | M8x90 | Ø10x60     | PCS  | 2              |
| 22200920 | WITH GALV. Ø 250 SCREW COMP AND DOWEL FOR COND. SPIRALS AND SMOKE FLUES | M8x90 | Ø10x60     | PCS  | 2              |
| 22200930 | WITH GALV. Ø 300 SCREW COMP AND DOWEL FOR COND. SPIRALS AND SMOKE FLUES | M8x90 | Ø10x60     | PCS  | 2              |

**REDUCTION FOR COPPER PIPE IN RODS F / F**

**TECHNICAL SPECIFICATIONS**

- Measurements in inches
- Polished interior

**RÉDUCTION POUR TUBE EN CUIVRE DANS LES TIGES F/F**

**CARACTÉRISTIQUES TECHNIQUES**

- Mesures en pouces
- Poli à l'intérieur

**REDUZIERUNG FÜR KUPFER-ROHR IN STANGEN IG / IG**

**TECHNISCHE EIGENSCHAFTEN**

- Maße in Zoll
- Innen poliert



| CODE     | Ø [INCH]        | Ø [mm]        | THICKNESS [mm] | U.M. | Pieces per box |
|----------|-----------------|---------------|----------------|------|----------------|
| 11110643 | 5/8" - 3/4"     | 15,80 - 19,05 | 1              | PCS  | 10             |
| 11110646 | 3/4" - 7/8"     | 19,05 - 22,22 | 1              | PCS  | 10             |
| 11110650 | 1" - 1" 1/8     | 25,40 - 28,57 | 1              | PCS  | 10             |
| 11110656 | 1" 3/8 - 1" 5/8 | 34,92 - 41,27 | 1              | PCS  | 10             |

Datasheet



**TROPICALISED COLLAR COMPLETE WITH SCREW AND DOWEL - SIZE IN MILLIMETRES**

**TECHNICAL SPECIFICATIONS**

- Made of copper
- Collar thickness 1 mm
- Includes screw and fixing plugs
- Collar diameter in millimetres

**COLLIER TROPICALISÉ AVEC VIS ET CHEVILLE - TAILLES EN MILLIMÈTRES**

**CARACTÉRISTIQUES TECHNIQUES**

- Fabriqué en cuivre
- Épaisseur du collier 1 mm
- Livré avec vis et cheville
- Diamètre du collier en millimètres

**TROPENFESTE SCHELLE KOMPLETT MIT SCHRAUBE UND DÜBEL - MASSE IN MILLIMETERN**

**TECHNISCHE EIGENSCHAFTEN**

- Aus Kupfer
- Schellenstärke 1 mm
- Komplett mit Schraube und Dübel
- Schellendurchmesser in Millimetern



| CODE     | DESCRIPTION                                      | PIN [mm] | DOWEL [mm] | U.M. | Pieces per box |
|----------|--|----------|------------|------|----------------|
| 22201000 | COPPER COLLAR Ø 10 COMPLETE WITH SCREW AND DOWEL | Ø 5 x 35 | Ø 8 x 40   | PCS  | 2              |
| 22201010 | COPPER COLLAR Ø 12 COMPLETE WITH SCREW AND DOWEL | Ø 5 x 35 | Ø 8 x 40   | PCS  | 2              |
| 22201020 | COPPER COLLAR Ø 14 COMPLETE WITH SCREW AND DOWEL | Ø 5 x 35 | Ø 8 x 40   | PCS  | 2              |
| 22201060 | COPPER COLLAR Ø 28 COMPLETE WITH SCREW AND DOWEL | Ø 5 x 35 | Ø 8 x 40   | PCS  | 2              |
| 22201100 | COPPER COLLAR Ø 38 COMPLETE WITH SCREW AND DOWEL | Ø 5 x 35 | Ø 8 x 40   | PCS  | 2              |

[Datasheet](#)



**F/F COPPER SLEEVE**

**TECHNICAL SPECIFICATIONS**

- Measurements in inches
- Polished interior
- Female/ female coupling

**MANCHON EN CUIVRE F/F**

**CARACTÉRISTIQUES TECHNIQUES**

- Mesures en pouces
- Poli à l'intérieur
- Raccord femelle / femelle

**KUPFERMUFFE W/W**

**TECHNISCHE EIGENSCHAFTEN**

- Maße in Zoll
- Innen poliert
- Anschluss mit Innengewinde / Anschluss mit Innengewinde



| CODE     | Ø [INCH] | Ø [mm] | THICKNESS [mm] | U.M. | Pieces per box |
|----------|----------|--------|----------------|------|----------------|
| 11110596 | 1/2"     | 12,7   | 1              | PCS  | 10             |
| 11110600 | 5/8"     | 15,80  | 1              | PCS  | 10             |
| 11110601 | 3/4"     | 19,05  | 1              | PCS  | 10             |
| 11110602 | 7/8"     | 22,22  | 1              | PCS  | 10             |
| 11110603 | 1"       | 25,40  | 1              | PCS  | 10             |
| 11110604 | 1" 1/8   | 28,57  | 1              | PCS  | 10             |
| 11110622 | 1" 1/4   | 31,75  | 1              | PCS  | 10             |
| 11110605 | 1" 3/8   | 34,92  | 1,2            | PCS  | 10             |
| 11110618 | 1" 5/8   | 41,27  | 1,2            | PCS  | 10             |

[Datasheet](#)



**90° CURVE F / F**

**TECHNICAL SPECIFICATIONS**

- Measurements in inches
- Polished interior
- Female/ female coupling

**COURBE 90° F / F**

**CARACTÉRISTIQUES TECHNIQUES**

- Mesures en pouces
- Poli à l'intérieur
- Raccord femelle / femelle

**90°-KURVE W/W**

**TECHNISCHE EIGENSCHAFTEN**

- Maße in Zoll
- Innen poliert
- Anschluss mit Innengewinde / Anschluss mit Innengewinde



| CODE     | Ø [INCH] | Ø [mm] | THICKNESS [mm] | U.M. | Pieces per box |
|----------|----------|--------|----------------|------|----------------|
| 11110597 | 1/2"     | 12,7   | 1              | PCS  | 10             |
| 11110606 | 5/8"     | 15,80  | 1              | PCS  | 10             |
| 11110607 | 3/4"     | 19,05  | 1              | PCS  | 10             |
| 11110608 | 7/8"     | 22,22  | 1              | PCS  | 10             |
| 11110609 | 1        | 25,40  | 1              | PCS  | 10             |
| 11110610 | 1" 1/8   | 28,57  | 1              | PCS  | 10             |
| 11110623 | 1" 1/4   | 31,75  | 1              | PCS  | 10             |
| 11110611 | 1" 3/8   | 34,92  | 1,2            | PCS  | 10             |
| 11110619 | 1" 5/8   | 41,27  | 1,2            | PCS  | 10             |

[Datasheet](#)



## 45° CURVE F / F IN COPPER

### TECHNICAL SPECIFICATIONS

- Measurements in inches
- Polished interior
- Female/ female coupling



## COURBE EN CUIVRE 45° F / F

### CARACTÉRISTIQUES TECHNIQUES

- Mesures en pouces
- Poli à l'intérieur
- Raccord femelle / femelle

## 45°-KUPFERKURVE W/W

### TECHNISCHE EIGENSCHAFTEN

- Maße in Zoll
- Innen poliert
- Anschluss mit Innengewinde / Anschluss mit Innengewinde

| CODE     | Ø [INCH] | Ø [mm] | THICKNESS [mm] | U.M. | Pieces per box |
|----------|----------|--------|----------------|------|----------------|
| 11110598 | 1/2"     | 12,7   | 1              | PCS  | 10             |
| 11110630 | 5/8"     | 15,80  | 1              | PCS  | 10             |
| 11110631 | 3/4"     | 19,05  | 1              | PCS  | 10             |
| 11110632 | 7/8"     | 22,22  | 1              | PCS  | 10             |
| 11110633 | 1"       | 25,40  | 1              | PCS  | 10             |
| 11110634 | 1" 1/8   | 28,57  | 1              | PCS  | 10             |
| 11110635 | 1" 1/4   | 31,75  | 1              | PCS  | 10             |
| 11110636 | 1" 3/8   | 34,92  | 1,2            | PCS  | 10             |
| 11110637 | 1" 5/8   | 41,27  | 1,2            | PCS  | 10             |

Datasheet



## COPPER T

### TECHNICAL SPECIFICATIONS

- Measurements in inches
- Polished interior



## RACCORD T EN CUIVRE

### CARACTÉRISTIQUES TECHNIQUES

- Mesures en pouces
- Poli à l'intérieur

## T-STÜCK AUS KUPFER

### TECHNISCHE EIGENSCHAFTEN

- Maße in Zoll
- Innen poliert

| CODE     | Ø [INCH] | Ø [mm] | THICKNESS [mm] | U.M. | Pieces per box |
|----------|----------|--------|----------------|------|----------------|
| 11110599 | 1/2"     | 12,7   | 1              | PCS  | 10             |
| 11110612 | 5/8"     | 15,80  | 1              | PCS  | 10             |
| 11110613 | 3/4"     | 19,05  | 1              | PCS  | 10             |
| 11110614 | 7/8"     | 22,22  | 1              | PCS  | 10             |
| 11110615 | 1"       | 25,40  | 1              | PCS  | 10             |
| 11110616 | 1" 1/8   | 28,57  | 1              | PCS  | 10             |
| 11110624 | 1" 1/4   | 31,75  | 1              | PCS  | 10             |
| 11110617 | 1" 3/8   | 34,92  | 1,2            | PCS  | 10             |
| 11110620 | 1" 5/8   | 41,27  | 1,2            | PCS  | 10             |

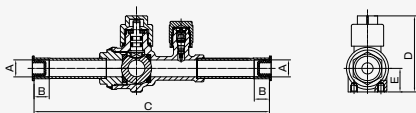
Datasheet



## BALL VALVE

### TECHNICAL SPECIFICATIONS

- Measurements in inches
- Polished interior



## VANNE À BOISSEAU SPHÉRIQUE

### CARACTÉRISTIQUES TECHNIQUES

- Mesures en pouces
- Poli à l'intérieur

## KUGELHAHN

### TECHNISCHE EIGENSCHAFTEN

- Maße in Zoll
- Innen poliert

| CODE     | Ø [INCH] | DIMENSIONS [mm] |      |    |     |     |    | U.M. | Pieces per box |
|----------|----------|-----------------|------|----|-----|-----|----|------|----------------|
|          |          | Ø               | A    | B  | C   | D   | E  |      |                |
| 11135055 | 1/4"     | 6.35            | 6.5  | 7  | 120 | 45  | 14 | PCS  | 1              |
| 11135056 | 3/8"     | 9.52            | 10   | 9  | 140 | 45  | 14 | PCS  | 1              |
| 11135057 | 1/2"     | 12.7            | 13   | 10 | 140 | 45  | 14 | PCS  | 1              |
| 11135058 | 5/8"     | 15.88           | 16   | 14 | 160 | 54  | 17 | PCS  | 1              |
| 11135059 | 3/4"     | 19.05           | 19   | 16 | 170 | 54  | 17 | PCS  | 1              |
| 11135051 | 7/8"     | 22.22           | 22   | 17 | 185 | 57  | 18 | PCS  | 1              |
| 11135053 | 1"1/8    | 28.57           | 29   | 20 | 208 | 70  | 22 | PCS  | 1              |
| 11135054 | 1"3/8    | 34.92           | 35   | 25 | 250 | 80  | 27 | PCS  | 1              |
| 11135060 | 1"5/8    | 41.27           | 41.5 | 29 | 280 | 100 | 33 | PCS  | 1              |

Datasheet



## FLEXIBLE JOINT WITH VIBRATION DAMPER TO WELD F / F



## JOINT FLEXIBLE ANTI-VIBRATIONS À SOUDER F / F

## FLEXIBLES VERBINDUNGSSTÜCK MIT SCHWINGUNGSSCHUTZ ZUM SCHWEISSEN W/W

| CODE     | DESCRIPTION                                     | LENGHT [mm] | U.M. | Pieces per box |
|----------|---|-------------|------|----------------|
| 11135101 | WELD-ON ANTI-VIBRATION FLEXIBLE CONNECTOR 3/8"  | 217         | PCS  | 1              |
| 11135103 | WELD-ON ANTI-VIBRATION FLEXIBLE CONNECTOR 5/8"  | 250         | PCS  | 1              |
| 11135104 | WELD-ON ANTI-VIBRATION FLEXIBLE CONNECTOR 3/4"  | 260         | PCS  | 1              |
| 11135105 | WELD-ON ANTI-VIBRATION FLEXIBLE CONNECTOR 7/8"  | 300         | PCS  | 1              |
| 11135109 | WELD-ON ANTI-VIBRATION FLEXIBLE CONNECTOR 15/8" | 400         | PCS  | 1              |

Datasheet





| CODE     | DESCRIPTION                                      | LENGHT [mm] | U.M. | Pieces per box |
|----------|--|-------------|------|----------------|
| 11135121 | WELD-ON MOISTURE AND LIQUID INDICATOR F-F 3/8"   | 120         | PCS  | 1              |
| 11135122 | WELD-ON MOISTURE AND LIQUID INDICATOR F-F 1/2"   | 146         | PCS  | 1              |
| 11135123 | WELD-ON MOISTURE AND LIQUID INDICATOR F-F 5/8"   | 155         | PCS  | 1              |
| 11135124 | WELD-ON MOISTURE AND LIQUID INDICATOR F-F 3/4"   | 170         | PCS  | 1              |
| 11135125 | WELD-ON MOISTURE AND LIQUID INDICATOR F-F 7/8"   | 175         | PCS  | 1              |
| 11135126 | WELD-ON MOISTURE AND LIQUID INDICATOR F-F 1"     | 218         | PCS  | 1              |
| 11135127 | WELD-ON MOISTURE AND LIQUID INDICATOR F-F 1" 1/8 | 218         | PCS  | 1              |

[Datasheet](#)



"Y" SHUNT IN COPPER

**TECHNICAL SPECIFICATIONS**

- Includes insulation
- Max pressure 50 bar
- For VRV - VRF

DÉRIVATION EN « Y » EN CUIVRE

**CARACTÉRISTIQUES TECHNIQUES**

- Livré avec isolation
- Pression max 50 bar
- Pour VRV - VRF

"Y"-ABZWEIGUNG AUS KUPFER

**TECHNISCHE EIGENSCHAFTEN**

- Komplett mit Dämmung
- Druck max. 50 bar
- Für VRV - VRF

KIT "A"  
KIT "E"



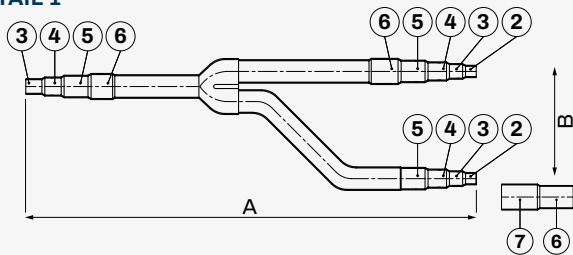
KIT "B"



DIMENSIONS CODES: 11110520 - 11110521

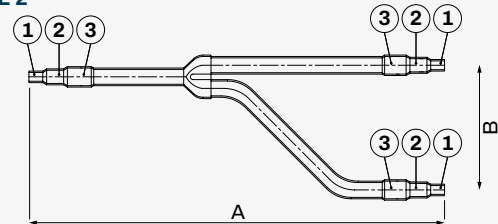
ØI = INTERNAL DIAMETER

DETAIL 1



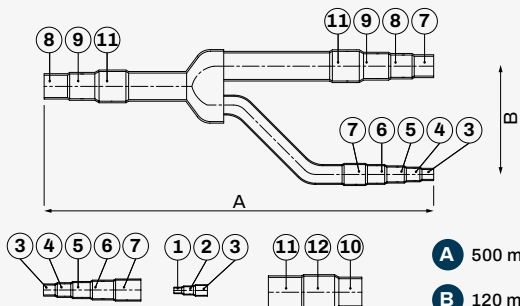
- A** 420 mm
- B** 100 mm
- 1** ØI 6,35 - 1/4"
- 2** ØI 9,52 - 3/8"
- 3** ØI 12,7 - 1/2"
- 4** ØI 15,88 - 5/8"
- 5** ØI 19,05 - 3/4"
- 6** ØI 22,4 - 7/8"
- 7** ØI 25,4 - 1"

DETAIL 2

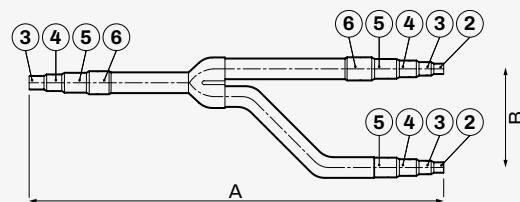


- A** 300 mm
- B** 90 mm
- 1** ØI 9,52 - 3/8"
- 2** ØI 12,7 - 1/2"
- 3** ØI 6,35 - 1/4"

DIMENSIONS CODES: 11110524



- A** 500 mm
- B** 120 mm
- 1** ØI 6,35 - 1/4"
- 2** ØI 9,52 - 3/8"
- 3** ØI 12,7 - 1/2"
- 4** ØI 15,88 - 5/8"
- 5** ØI 19,05 - 3/4"
- 6** ØI 22,4 - 7/8"
- 7** ØI 25,4 - 1"
- 8** ØI 28,57 - 1 1/8"
- 9** ØI 31,75 - 1 1/4"
- 10** ØI 34,92 - 1 3/8"
- 11** ØI 38,1 - 1 1/2"
- 12** ØI 41,28 - 1 5/8"



- A** 420 mm
- B** 100 mm
- 1** ØI 9,52 - 3/8"
- 2** ØI 12,7 - 1/2"
- 3** ØI 19,05 - 3/4"
- 4** ØI 15,88 - 5/8"
- 5** ØI 12,7 - 1/2"
- 6** ØI 22,4 - 7/8"

| CODE     | DESCRIPTION                               | U.M. | Pieces per box |
|----------|---|------|----------------|
| 11110520 | "Y" COPPER BRANCHES KIT "A": 2YX30KW      | KIT  | 1              |
| 11110524 | "Y" COPPER BRANCHES KIT "E": 2YX90KW      | KIT  | 1              |
| 11110521 | "Y" COPPER BRANCHES KIT "B": 2Y+1Y/RX30KW | KIT  | 1              |

[Datasheet](#)



 **COPPER MANIFOLD**

**TECHNICAL SPECIFICATIONS**

- Includes insulation
- Max pressure 50 bar
- For VRV - VRF

 **COLLECTEUR EN CUIVRE**

**CARACTÉRISTIQUES TECHNIQUES**


- Livré avec isolation
- Pression max 50 bar
- Pour VRV - VRF

 **KUPFERKOLLEKTOR**

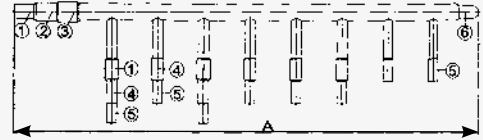
**TECHNISCHE EIGENSCHAFTEN**

- Komplett mit Dämmung
- Druck max. 50 bar
- Für VRV - VRF

**KIT "O"**



**DETAIL 1**

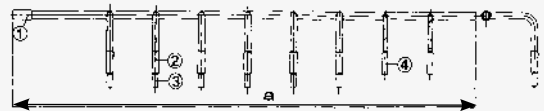


- A** 710 mm
- 1** Ø | 19,17 - 3/4"
- 2** Ø | 25,53 - 1"
- 3** Ø | 28,71 - 1-1/8"
- 4** Ø | 16,00 - 5/8"
- 5** Ø | 12,81 - 1/2"
- 6** Ø | 19,05

**KIT "P"**



**DETAIL 2**

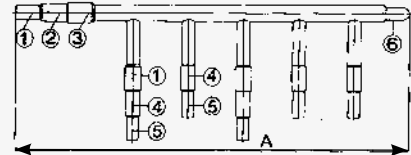


- a** 710 mm
- 1** Ø | 12,81 - 3/8"
- 2** Ø | 9,64 - 1/2"
- 3** Ø | 6,46 - 1/4"
- 4** Ø | 6,46 - 1/4"

**KIT "M"**




**DETAIL 1**

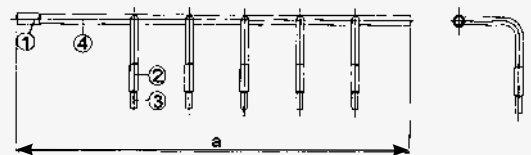


- A** 500 mm
- 1** Ø | 19,17 - 3/4"
- 2** Ø | 25,53 - 1"
- 3** Ø | 28,71 - 1-1/8"
- 4** Ø | 16,00 - 5/8"
- 5** Ø | 12,81 - 1/2"
- 6** Ø | 19,05


**KIT "N"**



**DETAIL 2**



- a** 500 mm
- 1** Ø | 12,81 - 3/8"
- 2** Ø | 9,64 - 1/2"
- 3** Ø | 6,46 - 1/4"
- 4** Ø | 6,46 - 1/4"

| CODE     | DESCRIPTION                                  | U.M. | <br>Pieces per box |
|----------|--|------|---|
| 11110530 | COPPER COLLECTORS KIT "M": 2C/5UX30KW        | KIT  | 1   |
| 11110531 | COPPER COLLECTORS KIT "N": 2C/5U + 1C/RX30KW | KIT  | 1   |
| 11110532 | COPPER COLLECTORS KIT "O": 2C/8UX30KW        | KIT  | 1   |
| 11110533 | COPPER COLLECTORS KIT "P": 2C/8U+1C/RX30KW   | KIT  | 1   |

[Datasheet](#)



 **BLACK NEOPRENE ADHESIVE STRIP**

**TECHNICAL SPECIFICATIONS**

- Neoprene adhesive
- Black colour
- Length 10 m - Thickness 3 mm - Width 50~100 mm

 **BANDE ADHÉSIVE NÉOPRÈNE NOIRE**

**CARACTÉRISTIQUES TECHNIQUES**


- Néoprène adhésif
- Couleur noire
- Longueur 10 m - Épaisseur 3 mm - Largeur 50~100 mm

 **NEOPREN-KLEBEBAND, SCHWARZ**

**TECHNISCHE EIGENSCHAFTEN**

- Kleber Neopren
- Schwarz
- Länge 10 m - Dicke 3 mm - Breite 50~100 mm



| CODE     | DESCRIPTION                            | U.M. |  Pieces per box |
|----------|--|------|--|
| 11128006 | BLACK NEOPRENE ADHESIVE STRIP 3x100 mm | PCS  | 1  |
| 11128005 | BLACK NEOPRENE ADHESIVE STRIP 3x50 mm  | PCS  | 1  |



**TOP LINE**

 **ADHESIVE BAND**

**TECHNICAL SPECIFICATIONS**

- Cross-linked corrugated polyethylene adhesive
- Ivory colour
- Length 10 m - Thickness 3 mm - Width 50 mm

 **BANDE ADHÉSIVE**

**CARACTÉRISTIQUES TECHNIQUES**

- Polyéthylène anti-adhésif réticulé ondulé
- Couleur ivoire
- Longueur 10 m - Épaisseur 3 mm - Largeur 50 mm


 **KLEBEBAND**

**TECHNISCHE EIGENSCHAFTEN**

- Vernetzter gewellter Polyethylen-Klebstoff
- Elfenbeinfarben
- Länge 10 m - Dicke 3 mm - Breite 50 mm



 **MADE IN ITALY**

| CODE     | DESCRIPTION                     | U.M. |  Pieces per box |
|----------|---------------------------------|------|---|
| 11128000 | ADHESIVE STRIP TOP LINE 3x50 mm | PCS  | 1   |



**NEW LINE**

 **ADHESIVE BAND**

**TECHNICAL SPECIFICATIONS**

- Anti-UVA polyethylene adhesive
- White colour
- Length 10 m - Thickness 3 mm - Width 50 mm
- Aging-resistant

 **BANDE ADHÉSIVE**

**CARACTÉRISTIQUES TECHNIQUES**

- Polyéthylène adhésif anti-UVA
- Couleur blanc
- Longueur 10 m - Épaisseur 3 mm - Largeur 50 mm
- Résistant au vieillissement


 **KLEBEBAND**

**TECHNISCHE EIGENSCHAFTEN**

- UVA geschützter Klebstoff Polyethylen
- Weiß
- Länge 10 m - Dicke 3 mm - Breite 50 mm
- Alterungsbeständig



 **MADE IN ITALY**

| CODE      | DESCRIPTION                     | U.M. |  Pieces per box |
|-----------|---------------------------------|------|--|
| N11128000 | ADHESIVE STRIP NEW LINE 3x50 mm | PCS  | 1  |



 **TARRED ADHESIVE STRAP**

**TECHNICAL SPECIFICATIONS**

- Ideal for preventing condensation on pipes
- The product does not require the use of adhesives, as it adheres to all surfaces and to itself
- Length 10 m - Thickness 5 mm - Width 50 mm

 **BANDAGE ADHÉSIF GOUDRONNEUX**

**CARACTÉRISTIQUES TECHNIQUES**


- Idéal pour éviter la condensation sur les tuyaux
- Le produit ne nécessite pas l'utilisation d'adhésifs car il adhère sur toutes les surfaces et sur lui-même
- Longueur 10 m - Épaisseur 5 mm - Largeur 50 mm

 **TEERKLEBEBAND**

**TECHNISCHE EIGENSCHAFTEN**

- Ideal zur Verhinderung von Kondensation an Röhren
- Das Produkt benötigt keine Klebstoffe, da es auf allen Oberflächen und auf sich selbst haftet
- Länge 10 m - Dicke 5 mm - Breite 50 mm




| CODE     | DESCRIPTION                     | U.M. |  Pieces per box |
|----------|---------------------------------|------|--|
| 11128007 | BITUMIZED-ADHESIVE TAPE 3x50 mm | PCS  | 1  |



 **NON-ADHESIVE PVC COLOURED VINYL STRAP**

**TECHNICAL SPECIFICATIONS**

- PVC
- Recommended for the protection of all piping and insulation



 **BANDAGE EN VINYLE COLORE EN PVC NON ADHÉSIF**

**CARACTÉRISTIQUES TECHNIQUES**

- Matériau PVC
- Recommandé pour la protection de tous les tuyaux et l'isolation

 **NICHT KLEBENDES PVC-FARBIGES VINYL-BAND**

**TECHNISCHE EIGENSCHAFTEN**

- PVC-Material
- Empfohlen für den Schutz aller externen Rohre und Dämmungen

| CODE     | DESCRIPTION                               | U.M. |  Pieces per box |
|----------|---|------|--|
| 11128030 | WHITE VINYL BANDS IN PVC 100 mm L. = 25mt | PCS  | 1  |
| 11128035 | WHITE VINYL BANDS IN PVC 100 mm L. = 50mt | PCS  | 1  |
| 11128040 | GREY VINYL BANDS IN PVC 100 mm L. = 25mt  | PCS  | 1  |
| 11128045 | GREY VINYL BANDS IN PVC 100 mm L. = 50mt  | PCS  | 1  |
| 11128050 | RED VINYL BANDS IN PVC 100 mm L. = 25mt   | PCS  | 1  |
| 11128055 | RED VINYL BANDS IN PVC 100 mm L. = 50mt   | PCS  | 1  |
| 11128060 | BLUE VINYL BANDS IN PVC 100 mm L. = 25mt  | PCS  | 1  |
| 11128065 | BLUE VINYL BANDS IN PVC 100 mm L. = 50mt  | PCS  | 1  |
| 11128070 | BLACK VINYL BANDS IN PVC 100 mm L. = 25mt | PCS  | 1  |
| 11128075 | BLACK VINYL BANDS IN PVC 100 mm L. = 50mt | PCS  | 1  |

[Datasheet](#)



 **NON-ADHESIVE PVC ELASTIC CORRUGATED STRAP**

**TECHNICAL SPECIFICATIONS**

- Strap in PVC
- Dimensions: 50 mm x 25 m
- Protective strap for insulated copper tubing



 **BANDAGE ONDULÉ ÉLASTIQUE EN PVC NON ADHÉSIF**


**CARACTÉRISTIQUES TECHNIQUES**

- Bandage en PVC
- Dimensions: 50 mm x 25 m
- Bandage de protection à appliquer sur les tubes de cuivre

 **NICHTKLEBENDES ELASTISCHES PVC-WELLBAND**

**TECHNISCHE EIGENSCHAFTEN**

- PVC-Binde
- Abmessungen: 50 mm x 25 m
- Schutzband zum Aufbringen auf gedämmte Kupferrohre

| CODE      | DESCRIPTION                      | U.M. |  Pieces per box |
|-----------|----------------------------------|------|--|
| 11128004W | WHITE CORRUGATED PVC STRIP 50 mm | PCS  | 1  |
| 11128004G | GREY CORRUGATED PVC STRIP 50 mm  | PCS  | 1  |

[Datasheet](#)




 **CAP FOR CLOSING COPPER PIPE**



 **BOUCHON POUR FERMER UN TUBE DE CUIVRE**

 **KAPPE ZUM VERSCHLIESSEN EINES KUPFERROHRES**

| CODE     | DESCRIPTION               | U.M. |  Pieces per box |
|----------|---------------------------|------|--|
| 10000014 | PLUGS FOR COPPER PIPE 1/4 | PCS  | 1  |
| 10000038 | PLUGS FOR COPPER PIPE 3/8 | PCS  | 1  |
| 10000012 | PLUGS FOR COPPER PIPE 1/2 | PCS  | 1  |
| 10000058 | PLUGS FOR COPPER PIPE 5/8 | PCS  | 1  |
| 10000034 | PLUGS FOR COPPER PIPE 3/4 | PCS  | 1  |

 **MADE IN ITALY**

[Datasheet](#)



# CLEANING AND MAINTENANCE PRODUCTS





## WHAT IS IT IMPORTANT TO PERFORM MAINTENANCE?

**A periodic maintenance of air conditioners is essential to ensure that the system works at maximum performance.**

The refrigeration system, both in its internal and external components, is subject to the action of dust, pollution and bacteria. Once the system is put into operation, impurities spread through the air, turning into potential risks for the body.

**For this reason, maintenance becomes essential to be performed at least twice a year, so that the refrigerated air is always clean.**

## WHAT ARE THE ADVANTAGES?



Reduction of indoor pollution



Energy saving and electricity bill saving



Less noisy systems and less noise pollution



Prevention and constant maintenance of the system



# OUR QUICK GUIDE IN COLOUR

TECNOSYSTEMI OFFERS A WIDE RANGE OF **PROFESSIONAL PRODUCTS** FOR THE **MAINTENANCE** OF REFRIGERATION SYSTEMS.



**Cleaners, sanitisers  
and fresheners  
for indoor units**



**Detergents  
and sanitisers  
for outdoor unit**



**Other products  
for cleaning**



**Personal protective  
equipment and  
products**



**Equipment  
and accessories  
for air sanitisation**



**Equipment and accessories  
for cleaning  
outdoor units**



**UK** **FILTER CLEANER WITH SPRAYER 750 ML**

**TECHNICAL SPECIFICATIONS**

- Product formulated for cleaning and sanitising of filters of split units, box units - fan coils
- Net contents 750 ml

**FR** **NETTOYEUR DE FILTRE AVEC PULVÉRISATEUR 750 ML**

**CARACTÉRISTIQUES TECHNIQUES**

- Produit formulé pour le nettoyage et la désinfection des filtres des unités fendues, des unités de cassette - bobine de ventilateur
- Contenu net 750 ml

**DE** **REINIGUNGSMITTEL FÜR FILTER MIT ZERSTÄUBER 750 ML**

**TECHNISCHE EIGENSCHAFTEN**

- Produkt zum Reinigen und Desinfizieren der Filter von Split-Einheiten, Facheinheiten - Fan Coil
- Nettoinhalt 750 ml



Contains quaternary ammonium compounds

Video



Datasheet



| CODE         | DESCRIPTION  | U.M. | Pieces per box |
|--------------|--|------|----------------|
| SCC600099    | FILTER CLEANER WITH SPRAYER 750 ML                 | PCS  | 1              |
| SCC600113BOX | FILTER CLEANER WITH SPRAYER 750 ML (BOX 12 PIECES) | BOX  | 1              |

**PVC CLEANER**

**UK** **FOAM CLEANER FOR THE CLEANING OF DUCTS AND ACCESSORIES**

**TECHNICAL SPECIFICATIONS**

- Practical foaming spray suitable for cleaning PVC products (trunking, accessories, etc.)
- Eliminates dust, grease and dirt in general.
- Contents 500 g

**FR** **DÉTERGENT EN MOUSSE POUR NETTOYER LES GAINABLES ET LES ACCESSOIRES**


**CARACTÉRISTIQUES TECHNIQUES**

- Spray moussant pratique qui convient pour le nettoyage des produits en PVC (chemins de câbles, accessoires, etc.)
- Élimine la poussière, la graisse et la saleté en général.
- Teneur 500 gr

**DE** **SCHAUMREINIGER ZUM REINIGEN VON KANÄLEN UND ZUBEHÖR**

**TECHNISCHE EIGENSCHAFTEN**

- Praktisches Schaumspray geeignet für die Reinigung von PVC-Produkten (Kanäle, Zubehör usw.)
- Beseitigt Staub, Fett und Schmutz im Allgemeinen.
- Inhalt 500 gr



Ideal for PVC

Video



Datasheet



| CODE      | DESCRIPTION  | U.M. | Pieces per box |
|-----------|--|------|----------------|
| SCC600097 | FOAM CLEANER FOR THE CLEANING OF DUCTS AND ACCESSORIES | PCS  | 1              |

**UK BIO DEGREASER CLEANING SPRAY FOR INDOOR UNITS**

**TECHNICAL SPECIFICATIONS**

- Ready to use
- Appearance: colourless liquid
- Fragrance lemon and green tea
- Density 1.02 kg/l (± 0,05), a 20°C
- Hydrosolubility
- 100% biodegradable
- Net contents 250 ml

**FR DÉGRAISSANT BIO SPRAY POUR LE NETTOYAGE DES UNITÉS INTÉRIEURES**

**CARACTÉRISTIQUES TECHNIQUES**

- Prêt à l'emploi
- Aspect : liquide sans couleur
- Parfum citron et thé vert
- Densité 1.02 kg/l (± 0,05), a 20°C
- Solubilité dans l'eau
- 100 % biodégradable
- Teneur nette 250 ml

**DE BIO ENTFETTUNGSSPRAY FÜR DIE REINIGUNG DER INNENGERÄTE**

**TECHNISCHE EIGENSCHAFTEN**

- Gebrauchsfertig
- Aussehen: farblose Flüssigkeit
- Duft Zitrone & Grüntee
- Dichte 1.02 kg/l (± 0,05), a 20°C
- Wasserlöslichkeit
- 100 % biologisch abbaubar
- Nettoinhalt 250 ml



| CODE      | DESCRIPTION                                   | U.M. | Pieces per box |
|-----------|---|------|----------------|
| SCC600102 | BIO DEGREASER CLEANING SPRAY FOR INDOOR UNITS | PCS  | 1              |

**Datasheet**

**UK ORGANIC SANITISING DETERGENT FOR THE SHELLS OF AIR CONDITIONERS AND MOTOR CONDENSING UNITS**

**TECHNICAL SPECIFICATIONS**

- 750 ml bottle with trigger 100% recyclable
- Compliant with HACCP regulations
- Hypoallergenic
- Ready to use
- Scent: lemon & green tea
- 100% biodegradable

**FR DÉTERGENT DÉSINFECTANT ORGANIQUE POUR LES STRUCTURES DES CLIMATISSEURS ET CONDENSEURS**

**CARACTÉRISTIQUES TECHNIQUES**

- Flacon de 750 ml avec gâchette 100 % recyclable
- Conforme au règlement HACCP
- Hypoallergénique
- Prêt à l'emploi
- Parfum : citron et thé vert
- 100 % biodégradable

**DE BIOLOGISCHES DESINFIZIATIONSMITTEL FÜR DIE GEHÄUSE VON KLIMAAANLAGEN UND VERFLÜSSIGUNGSSÄTZEN**

**TECHNISCHE EIGENSCHAFTEN**

- 750 ml Flasche mit Hebel 100 % recycelbar
- Entspricht der HACCP-Verordnung
- Hypoallergen
- Gebrauchsfertig
- Duft: Zitrone und grüner Tee
- 100 % biologisch abbaubar



**Do not require rinsing**

| CODE      | DESCRIPTION  | U.M. | Pieces per box |
|-----------|--|------|----------------|
| SCC600098 | ORGANIC SANITISING DETERGENT FOR THE SHELLS OF AIR CONDITIONERS AND MOTOR CONDENSING UNITS | PCS  | 1              |

**Datasheet**

**UK PURIFYING DEODORANT SPRAY FOR INDOOR UNITS**

**TECHNICAL SPECIFICATIONS**

- Practical spray with elevated purifying and deodorising capacity for long-lasting sanitising action
- Applied to previously cleaned surfaces, eliminates odours and reduces the growth and proliferation of fungi, mould, bacteria, and germs
- Available in 500ml spray
- Product subject to expiry

**FR PULVÉRISATEUR DÉSODORISANT PURIFIANT POUR UNITÉS INTÉRIEURES**

**CARACTÉRISTIQUES TECHNIQUES**

- Spray pratique avec un pouvoir purifiant et désodorisant élevé qui garantit une action désinfectante de longue durée
- Appliqué sur des surfaces préalablement nettoyées, élimine les odeurs, réduit la croissance et la prolifération des champignons, moisissures, bactéries et germes
- Disponible en spray de 500 ml
- Produit soumis à péremption

**DE REINIGENDES DEODORANT-SPRAY FÜR INNENGERÄTE**

**TECHNISCHE EIGENSCHAFTEN**

- Praktisches Spray mit hoher Reinigungs- und Desodorierungskraft, das eine lang anhaltende Desinfektionswirkung garantiert
- Auf zuvor gereinigte Oberflächen aufgetragen, beseitigt es Gerüche und reduziert das Wachstum und die Vermehrung von Pilzen, Schimmel, Bakterien und Keimen.
- Erhältlich in 500 ml Sprühpäckung
- Produkt mit Verfallsdatum



Available on display countertop of 12 pieces

New formulation

| CODE         | DESCRIPTION  | U.M. | Pieces per box |
|--------------|--|------|----------------|
| SCC600079    | PURIFYING DEODORANT SPRAY FOR INDOOR UNITS                       | PCS  | 1              |
| SCC600079BOX | PURIFYING DEODORANT SPRAY FOR INDOOR UNITS - DISPLAY (BOX 12PCS) | BOX  | 1              |

Datasheet

**SPLIT**

**UK INDOOR UNIT DIFFUSER**

**TECHNICAL SPECIFICATIONS**

- To be placed inside air conditioner or on fan coil coupled to filters
- Can be used with the air conditioner in hot or cold operation to perfume the air of the home, offices and all indoor environments
- Available in 4 different fragrances

**FR PARFUM POUR LES UNITÉS INTÉRIEURES**

**CARACTÉRISTIQUES TECHNIQUES**

- À placer à l'intérieur du climatiseur ou sur un ventilateur convecteur fixé aux filtres
- Peut être utilisé avec le climatiseur en fonctionnement chaud ou froid pour parfumer l'air de la maison, des bureaux et de tous les environnements fermés
- Disponible en 4 parfums différents

**DE PARFÜMIERER FÜR INNENGERÄTE**

**TECHNISCHE EIGENSCHAFTEN**

- Anbringen im Inneren der Klimaanlage oder an einem Gebläsekonvektor, der mit den Filtern verbunden ist
- Kann mit der Klimaanlage zum Heizen und Kühlen verwendet werden, um die Luft des Hauses, der Büros und aller Innenumgebungen zu parfümieren
- Erhältlich in 4 verschiedenen Duftnoten



| CODE         | DESCRIPTION   | U.M. | Pieces per box |
|--------------|---|------|----------------|
| SCC600091BOX | AIR FRESHENER FOR "SPLIT" INTERNAL UNITS - VANILLA (BOX 10 PCS)                         | BOX  | 1              |
| SCC600092BOX | AIR FRESHENER FOR "SPLIT" INTERNAL UNITS - "LOVELY HOME" (BOX 10 PCS)                   | BOX  | 1              |
| SCC600093BOX | AIR FRESHENER FOR "SPLIT" INTERNAL UNITS - GREEN APPLE (BOX 10 PCS)                     | BOX  | 1              |
| SCC600094BOX | AIR FRESHENER FOR "SPLIT" INTERNAL UNITS - WELLNESS (BOX 10 PCS)                        | BOX  | 1              |
| SCC600095    | AIR FRESHENER FOR "SPLIT" INTERNAL UNITS - COMPLETE COUNTER DISPLAY (10 EACH FRAGRANCE) | PCS  | 1              |

Datasheet

 **DETERGENT SPRAY FOR INDOOR UNIT BATTERIES**

**TECHNICAL SPECIFICATIONS**

- Practical foaming spray suitable for cleaning batteries and air conditioners
- Eliminates dust, grease and dirt in general, improving heat exchange in batteries
- Net contents 500 g

 **DÉTERGENT ALCALIN EN SPRAY POUR BATTERIES UNITÉS INTERNES**

**CARACTÉRISTIQUES TECHNIQUES**

- Spray moussant pratique adapté au nettoyage des batteries et des climatiseurs
- Élimine la poussière, la graisse et la saleté en général, améliorant l'échange thermique des batteries
- Teneur nette 500 gr

 **SPRÜHREINIGER FÜR INNENGERÄTEBATTERIEN**

**TECHNISCHE EIGENSCHAFTEN**

- Praktisches Schaumspray zur Reinigung von Batterien und Klimaanlage
- Beseitigt Staub, Fett und Schmutz im Allgemeinen und verbessert den Wärmeaustausch der Batterien
- Nettoinhalt 500 gr



Available on display countertop of 12 pieces

New formulation

| CODE         | DESCRIPTION  | U.M. |  Pieces per box |
|--------------|--|------|--|
| SCC600081    | DETERGENT SPRAY FOR INDOOR UNIT BATTERIES                        | PCS  | 1  |
| SCC600081BOX | DETERGENT SPRAY FOR INDOOR UNIT BATTERIES - DISPLAY (BOX 12 PCS) | BOX  | 1  |

**Datasheet**



 **PURIFYING AND REFRESHING KIT FOR BATTERIES - INDOOR A/C UNITS**

**TECHNICAL SPECIFICATIONS**

- VANILLA FRAGRANCE:**
- Refresher and cleanser 200 ml can
  - Refresher 200 ml with 6 cm dispensing cannula
- PINE AND LAVENDER FRAGRANCES:**
- Purifier and refresher can 200 ml
  - Purifying foam 200 ml with 6 cm dispensing cannula

 **KIT DE PURIFICATION ET DE RAFRAÎCHISSEMENT POUR BATTERIES - UNITÉS DE CLIMATISATION INTÉRIEURES**

**CARACTÉRISTIQUES TECHNIQUES**


- ARÔME VANILLE :**
- Bombe de 200 ml rafraîchissante et nettoyante
  - Bombe rafraîchissant de 200 ml avec canule de distribution de 6 cm
- ARÔME PIN ET LAVANDE :**
- Bombe de 200 ml purifiante et rafraîchissante
  - Bombe en mousse purifiante de 200 ml avec canule de distribution de 6 cm

 **REINIGUNGS- UND ERFRISCHUNGSSATZ FÜR BATTERIEN - INNENRAUM-KLIMAAANLAGEN**

**TECHNISCHE EIGENSCHAFTEN**

- VANILLEAROMA:**
- Erfrischungs- und Reinigungsspraydose 200 ml
  - Erfrischungsspraydose 200 ml mit 6 cm Abgabekanüle
- KIEFERN- UND LAVENDELAROMA:**
- Reinigungs- und Erfrischungsspraydose 200 ml
  - Reinigungsschaumspraydose, 200 ml, mit 6 cm Abgabekanüle



| CODE      | DESCRIPTION                               | U.M. |  Pieces per box |
|-----------|---|------|--|
| SCC600088 | SANITIZING KIT FOR A/C SYSTEMS - VANILLA  | KIT  | 1  |
| SCC600089 | SANITAZING KIT FOR A/C SYSTEMS - LAVENDER | KIT  | 1  |
| SCC600090 | SANITAZING KIT FOR A/C SYSTEMS - PINE     | KIT  | 1  |

**Datasheet**



**SELF-WASHING DETERGENT FOR BATTERIES AND FILTERS 5 L**

**TECHNICAL SPECIFICATIONS**

- Specific cleaning of the batteries and filters of refrigeration and air conditioning systems
- It is non-toxic and contains no acids
- For a cleaning action: dilute in water 1:15
- For a purifying action: dilute in water 1:20

**DÉTERGENT AUTOLAVANT POUR BATTERIES ET FILTRES 5 L**

**CARACTÉRISTIQUES TECHNIQUES**

- Produit spécifique pour le nettoyage des batteries et des filtres des systèmes de réfrigération et de climatisation
- Il est non toxique et ne contient pas d'acides
- Pour une action de nettoyage : diluer dans l'eau 1:15
- Pour une action purifiante : diluer dans l'eau 1:20

**SELBSTREINIGENDES REINIGUNGSMITTEL FÜR BATTERIEN UND FILTER 5 L**

**TECHNISCHE EIGENSCHAFTEN**

- Spezifisch zur Reinigung der Batterien und Filter von Kälte- und Klimaanlage
- Ungiftig und säurefrei
- Für eine Reinigungswirkung: 1:15 in Wasser verdünnen
- Für eine Reinigungswirkung: 1:20 in Wasser verdünnen



Available in tank of 5 lt

For a cleaning action: dilute in water 1:15  
For a purifying action: dilute in water 1:20

| CODE      | DESCRIPTION  | U.M. | Pieces per box |
|-----------|--|------|----------------|
| SCC600083 | SELF-WASHING DETERGENT FOR BATTERIES AND FILTERS 5 L | PCS  | 1              |

Datasheet



**SPRAY PURIFIER FOR OUTDOOR UNIT**

**PURIFICATEUR EN SPRAY POUR UNITÉ EXTERNE**

**REINIGUNGSSPRAY FÜR AUSSENGERÄT**



| CODE      | DESCRIPTION                     | U.M. | Pieces per box |
|-----------|---------------------------------|------|----------------|
| SCC600084 | SPRAY PURIFIER FOR OUTDOOR UNIT | PCS  | 1              |

Datasheet



**FOAMING DETERGENT FOR OUTDOOR UNIT 1 AND 5 L**

**TECHNICAL SPECIFICATIONS**

- Available in matte white
- Ready to use, no need to dilute product

**DÉTERGENT MOUSSANT POUR UNITÉ EXTÉRIEURE 1 ET 5 L**

**CARACTÉRISTIQUES TECHNIQUES**

- Disponible en blanc mat
- Prêt à l'emploi, pas besoin de diluer le produit

**SCHAUMREINIGER FÜR AUSSENEINHEITEN 1 UND 5 L**

**TECHNISCHE EIGENSCHAFTEN**

- Erhältlich in Mattweiß
- Gebrauchsfertig, kein Verdünnen des Produkts erforderlich



| CODE      | DESCRIPTION                           | U.M. | Pieces per box |
|-----------|---------------------------------------|------|----------------|
| SCC600086 | FOAM DETERGENT FOR OUTDOOR UNITS 1 LT | PCS  | 1              |
| SCC600087 | FOAM DETERGENT FOR OUTDOOR UNITS 5 LT | PCS  | 1              |

Datasheet



**ANTI-CORROSION SPRAY FOR OUTDOOR UNITS 400 ML**

**TECHNICAL SPECIFICATIONS**

- Suitable to prevent the oxidation of outdoor units.
- Net content 400 ml



**SPRAY ANTI-CORROSION POUR LES UNITÉS EXTÉRIEURES 400 ML**

**CARACTÉRISTIQUES TECHNIQUES**

- Convient pour empêcher l'oxydation des unités extérieures.
- Contenu net 400 ml

**KORROSIONSSCHUTZSPRAY FÜR AUßENGERÄTE 400 ML**

**TECHNISCHE EIGENSCHAFTEN**

- Geeignet, um die Oxidation von Außengeräten zu verhindern.
- Nettoinhalt 400 ml

| CODE      | DESCRIPTION                                   | U.M. | Pieces per box |
|-----------|---|------|----------------|
| SCC600096 | ANTI-CORROSION SPRAY FOR OUTDOOR UNITS 400 ML | PCS  | 1              |

**Datasheet**



**ACID DETERGENT FOR CONDENSING UNIT**

**TECHNICAL SPECIFICATIONS**

- Suitable for cleaning and removing limestone residues
- Apply product, leave for 10 minutes and rinse with water
- Dilute in water 1:6
- 750 ml package



**NETTOYANT ACIDE POUR CONDENSEUR**

**CARACTÉRISTIQUES TECHNIQUES**

- Convient pour le nettoyage et l'élimination des résidus de calcaire
- Appliquer le produit, laisser agir 10 minutes et rincer à l'eau
- Diluer dans l'eau 1:6
- Emballage de 750 ml

**SAURER REINIGER FÜR KONDENSATOREN**

**TECHNISCHE EIGENSCHAFTEN**

- Geeignet zum Reinigen und Entfernen von Kalksteinresten
- Das Produkt auftragen, 10 Minuten einwirken lassen und mit Wasser abspülen
- In Wasser 1:6 verdünnen
- 750-ml-Verpackung

| CODE      | DESCRIPTION                            | U.M. | Pieces per box |
|-----------|--|------|----------------|
| SCC600112 | ACID DETERGENT FOR CONDENSERS - 750 ML | PCS  | 1              |

**Datasheet**



**ALKALINE DETERGENT SPRAY FOR CONDENSING UNITS 500 ML**

**TECHNICAL SPECIFICATIONS**

- Suitable for removing organic residues, greases, oils and residues caused by smog
- High delivery pressure
- Ideal for cleaning hard-to-reach condensers
- Net contents 500 ml



**DÉTERGENT ALCALIN EN SPRAY POUR CONDENSATEURS 500 ML**

**CARACTÉRISTIQUES TECHNIQUES**

- Convient pour éliminer les résidus organiques, les graisses, les huiles et les résidus causés par le smog
- Pression d'alimentation élevée
- Idéal pour nettoyer les condensateurs difficiles à atteindre
- Teneur nette 500 ml

**ALKALISCHER SPRÜHREINIGER FÜR KONDENSATOREN 500 ML**

**TECHNISCHE EIGENSCHAFTEN**

- Geeignet zur Entfernung von organischen Rückständen, Fetten, Ölen und Rückständen, die durch Smog verursacht werden
- Hoher Förderdruck
- Ideal zur Reinigung von schwer zugänglichen Kondensatoren
- Nettoinhalt 500 ml

| CODE      | DESCRIPTION  | U.M. | Pieces per box |
|-----------|--|------|----------------|
| SCC600110 | ALKALINE DETERGENT SPRAY FOR CONDENSING UNITS 500 ML | PCS  | 1              |

**Datasheet**



 **CONDENSATE WATER  
SANITISING TABLET JAR**

 **POT DE PASTILLES  
DÉSINFECTANTES POUR EAU  
DE CONDENSAT**

 **DOSE MIT DESINFEKTION-  
SPADS FÜR KONDENSWASSER**



For indoor units

| CODE      | DESCRIPTION                            | U.M. | Pieces per box |
|-----------|--|------|----------------|
| SCC600100 | CONDENSATE WATER SANITISING TABLET JAR | PCS  | 1              |

Datasheet



 **SANITIZING TABLETS FOR  
CONDENSATE WATER**

 **PASTILLES DÉSINFECTANTES  
POUR EAU DE  
CONDENSATION**

 **HYGIENISCHE TABLETTEN  
FÜR KONDENSWASSER**



For fan coil

| CODE      | DESCRIPTION                             | U.M. | Pieces per box |
|-----------|---|------|----------------|
| SCC600101 | SANITIZING TABLETS FOR CONDENSATE WATER | PCS  | 1              |

Datasheet



 **DETERGENT FOR  
CONDENSATE DRAIN AIR  
CONDITIONERS 1 L**

 **DÉTERGENT POUR VIDANGE  
DES CONDENSATS DES  
CONDITIONNEURS 1 L**

 **KONDENSATABLAUFREINI-  
GER FÜR KLIMAAANLAGEN 1 L**

**TECHNICAL SPECIFICATIONS  
COD. SCC600111**

- 1 litre container
- Dilute in water from 3 to 20%\*

**CARACTÉRISTIQUES TECHNIQUES  
COD. SCC600111**

- Emballage de 1 litre
- Diluer dans l'eau de 3 à 20 %\*

**TECHNISCHE EIGENSCHAFTEN  
COD. SCC600111**

- 1 Liter Packung
- In Wasser von 3 bis 20 % verdünnen\*

\* From 3 to 20% depending on how much dirt needs to be eliminated



| CODE      | DESCRIPTION   | U.M. | Pieces per box |
|-----------|---|------|----------------|
| SCC600085 | DETERGENT FOR CONDENSATE DRAIN AIR CONDITIONERS 1 L | PCS  | 1              |

Datasheet



**PROTECTIVE COVER FOR CLEANING OF THE SPLIT UNITS**

**BÂCHE DE PROTECTION POUR LE NETTOYAGE DES UNITÉS SPLIT**

**SCHUTZABDECKUNG ZUR REINIGUNG DER SPLIT-EINHEITEN**

**TECHNICAL SPECIFICATIONS**

- Waterproof PVC material with back elastic
- Complete with connection for the drainage of washing water

**CARACTÉRISTIQUES TECHNIQUES**

- Matériau PVC imperméable avec élastique postérieur
- Doté de raccord pour le drainage de l'eau de lavage

**TECHNISCHE EIGENSCHAFTEN**

- Wasserdichtes PVC-Material mit rückseitigem Gummizug
- Komplett mit Anschluss für die Ableitung von Reinigungswasser



**SCC600103**

Dimension suitable for:  
9000BTU - 12000BTU - 18000BTU A/C UNIT

**SCC600104**

Dimension suitable for:  
18000BTU - 24000BTU - 36000BTU A/C UNIT

**Datasheet**

| CODE      | DESCRIPTION                              | U.M. | Pieces per box |
|-----------|--|------|----------------|
| SCC600103 | PROTECTIVE COVER FOR SPLIT UNITS "SMALL" | PCS  | 1              |
| SCC600104 | PROTECTIVE COVER FOR SPLIT UNITS "BIG"   | PCS  | 1              |



**PROTECTIVE COVER FOR CLEANING OF THE BOX UNITS**

**BÂCHE DE PROTECTION POUR LE NETTOYAGE DES UNITÉS À TIROIRS**

**SCHUTZABDECKUNG ZUR REINIGUNG DER KASSETTE-NEINHEITEN**

**TECHNICAL SPECIFICATIONS**

- Waterproof PVC material with back elastic
- Complete with connection for the drainage of washing water and fixing cables

**CARACTÉRISTIQUES TECHNIQUES**

- Matériau PVC imperméable avec élastique postérieur
- Dotés de raccord pour le drainage de l'eau de lavage et de câbles de fixation

**TECHNISCHE EIGENSCHAFTEN**

- Wasserdichtes PVC-Material mit rückseitigem Gummizug
- Komplett mit Anschluss für die Ableitung von Reinigungswasser und Befestigungskabeln



**Datasheet**

| CODE      | DESCRIPTION                                    | U.M. | Pieces per box |
|-----------|--|------|----------------|
| SCC600105 | PROTECTIVE COVER FOR CLEANING OF THE BOX UNITS | PCS  | 1              |



**PROFESSIONAL PROTECTIVE COVER KIT FOR THE CLEANING SPLIT UNITS**

**TECHNICAL SPECIFICATIONS**

- Waterproof PVC material with back elastic
- Complete with connection for the drainage of washing water
- Equipped with lateral plastic tarp tensioners, to facilitate insertion onto the machine
- Equipped with transparent front protection tarp with holes for sprayer insertion
- Condensate drain pipe supplied

**KIT BÂCHE DE PROTECTION PROFESSIONNELLE POUR LE NETTOYAGE DES UNITÉS SPLIT**


**CARACTÉRISTIQUES TECHNIQUES**

- Matériau PVC imperméable avec élastique postérieur
- Doté de raccord pour le drainage de l'eau de lavage
- Équipé de tendeurs latéraux en plastique pour faciliter l'insertion sur la machine
- Équipé d'une feuille de protection avant transparente avec des trous pour l'insertion du pulvérisateur
- Tuyau de vidange du condensat fourni

**PROFESSIONELLER SCHUTZ-ZABDECKUNGSSATZ FÜR DIE REINIGUNG VON SPLIT-EINHEITEN**

**TECHNISCHE EIGENSCHAFTEN**

- Wasserdichtes PVC-Material mit rückseitigem Gummizug
- Komplett mit Anschluss für die Ableitung von Reinigungswasser
- Ausgestattet mit seitlichen Kunststoffplatten zur Spannung der Bahn, um das Einsetzen in die Maschine zu erleichtern
- Ausgestattet mit einem transparenten Frontschutztuch mit Löchern zum Einsetzen der Sprühdüse
- Mitgeliefertes Kondensatableitungsrohr



**SCC600106**  
Dimension suitable for: 9000BTU - 12000BTU - 18000BTU A/C UNIT

**SCC600107**  
Dimension suitable for: 18000BTU - 24000BTU - 36000BTU A/C UNIT




Fitting the cover



Removing the filters



Battery cleaning without protective cover



Battery cleaning with protective cover



Battery cleaning through spraygun hole



Battery cleaning through cleaning machine hole

Datasheet

| CODE      | DESCRIPTION   | U.M. | Pieces per box |
|-----------|---|------|----------------|
| SCC600106 | PROTECTIVE COVER KIT FOR PROFESSIONAL CLEANING OF SPLITS - MOD. SMALL | PCS  | 1              |
| SCC600107 | PROTECTIVE COVER KIT FOR PROFESSIONAL CLEANING OF SPLITS - MOD. BIG   | PCS  | 1              |



**4X4 M NYLON FLOOR PROTECTION SHEET**

**TECHNICAL SPECIFICATIONS**

- Nylon cover sheet
- Dimensions 4 x 4 m - 16 m<sup>2</sup>

**BÂCHE DE PROTECTION POUR SOL EN NYLON 4 X 4 M**

**CARACTÉRISTIQUES TECHNIQUES**

- Bâche en nylon
- Dimensions 4 x 4 m - 16 m<sup>2</sup>

**NYLON-BODENSCHUTZFOLIE 4X4 M**

**TECHNISCHE EIGENSCHAFTEN**

- Nylon-Abdeckfolie
- Abmessungen 4 x 4 m - 16 m<sup>2</sup>



**Datasheet**

| CODE      | DESCRIPTION                        | U.M. | Pieces per box |
|-----------|------------------------------------|------|----------------|
| SCC600114 | 4X4 M NYLON FLOOR PROTECTION SHEET | PCS  | 1              |



**ULTRA HYDRO**



**ULTRA HYDRO CLEAN MACHINE LIGHT BATTERY 12V**

**TECHNICAL SPECIFICATIONS**

- Tank capacity 5 L
- Water use temperature 0-60°C
- Operating pressure 5 bar
- Water flow 2 L/min
- Lithium-ion battery power supply, rechargeable 12 V 2200 mah
- Power 45 W
- Battery charger included
- Battery charging time 3 h
- Battery discharge time 30 minutes
- 2m PVC hose

**ULTRA HYDRO CLEAN MACHINE LIGHT BATTERY 12 V**

**CARACTÉRISTIQUES TECHNIQUES**

- Capacité du réservoir 5 L
- Température d'utilisation de l'eau 0-60°C
- Pression de service 5 bar
- Débit d'eau 2 l/min
- Alimentation batterie lithium-ion, rechargeable 12 V 2200 mah
- Puissance 45 W
- Chargeur de batterie inclus
- Temps de charge de la batterie 3 h
- Temps de décharge de la batterie 30 minutes
- Tuyau en PVC 2m

**ULTRA HYDRO CLEAN MACHINE LIGHT BATTERY 12V**

**TECHNISCHE EIGENSCHAFTEN**

- Fassungsvermögen Tank 5 L
- Wasserverwendungstemperatur 0-60°C
- Betriebsdruck 5 bar
- Wasserdurchsatz 2 l/min
- Versorgung mittels Lithium-Ionen-Akku, wiederaufladbar 12 V 2200 mAh
- Leistung 45 W
- Ladegerät im Lieferumfang enthalten
- Akku-Ladezeit 3 h
- Akku-Ladezeit 30 Minuten
- 2 m PVC-Schlauch



**Li-ion battery powered**  
Rechargeable 12V 2200 mAh



**Datasheet**

| CODE      | DESCRIPTION                                 | U.M. | Pieces per box |
|-----------|---|------|----------------|
| SCC600108 | ULTRA HYDRO CLEAN MACHINE LIGHT BATTERY 12V | PCS  | 1              |



 **ULTRA VAPOR CLEAN MACHINE**

**TECHNICAL SPECIFICATIONS**

- Operating temperature 120° C
- Maximum operating pressure 4 bar
- Tank capacity 1 L
- Aluminium boiler
- Steam production in 4-5 min
- Use 25 min
- Voltage 220 V - 50 Hz
- Power 1500 W
- Dimensions 300 x 160 x 220 mm
- Weight 3 kg

 **ULTRA VAPOR CLEAN MACHINE**

**CARACTÉRISTIQUES TECHNIQUES**

- Température d'exercice 120° C
- Pression maximale de service 4 bar
- Capacité du réservoir 1 l
- Chaudière en aluminium
- Production de vapeur en 4-5 min
- Utilisation 25 min
- Tension 220 V - 50 hz
- Puissance 1500 W
- 300 x 160 x 220 mm
- Poids 3 kg

 **ULTRA VAPOR CLEAN MACHINE**

**TECHNISCHE EIGENSCHAFTEN**

- Betriebstemperatur 120° C
- Maximaler Betriebsdruck 4 bar
- Fassungsvermögen Tank 1 l
- Aluminiumkessel
- Dampferzeugung in 4-5 min
- Verwendung 25 min
- Spannung 220 V - 50 Hz
- Leistung 1500 W
- Abmessungen 300 x 160 x 220 mm
- Gewicht 3 kg



**IT SANITISES AT 120°**  
 IDEAL FOR THE SANITATION  
 OF AIR CONDITIONERS, FAN COILS,  
 COILS AND FILTERS



- It sanitises thoroughly thanks to the power of the steam
- Adjustable steam pressure
- Gun with ergonomic handle with start button
- Equipped with adjustable shoulder strap for comfortable use and carrying


**Datasheet**

| CODE      | DESCRIPTION               | U.M. | Pieces per box |
|-----------|---------------------------|------|----------------|
| SCC600118 | ULTRA VAPOR CLEAN MACHINE | PCS  | 1              |



# AIR CLEAN UV 14 m<sup>2</sup>

Purify every single room thanks to the HEPA filter and the UV lamp



# AIR CLEAN UV 14 M<sup>2</sup>

## ULTRA VAPOR CLEAN MACHINE

### TECHNICAL SPECIFICATIONS

- Operating temperature 120° C
- Maximum operating pressure 4 bar
- Tank capacity 1 L
- Aluminium boiler
- Steam production in 4-5 min
- Use 25 min
- Voltage 220 V - 50 Hz
- Power 1500 W
- Dimensions 300 x 160 x 220 mm
- Weight 3 kg

## ULTRA VAPOR CLEAN MACHINE

### CARACTÉRISTIQUES TECHNIQUES

- Température d'exercice 120° C
- Pression maximale de service 4 bar
- Capacité du réservoir 1 l
- Chaudière en aluminium
- Production de vapeur en 4-5 min
- Utilisation 25 min
- Tension 220 V - 50 hz
- Puissance 1500 W
- 300 x 160 x 220 mm
- Poids 3 kg

## ULTRA VAPOR CLEAN MACHINE

### TECHNISCHE EIGENSCHAFTEN

- Betriebstemperatur 120° C
- Maximaler Betriebsdruck 4 bar
- Fassungsvermögen Tank 1 l
- Aluminiumkessel
- Dampferzeugung in 4-5 min
- Verwendung 25 min
- Spannung 220 V - 50 Hz
- Leistung 1500 W
- Abmessungen 300 x 160 x 220 mm
- Gewicht 3 kg



### CONTAINS

- HEPA filter
- UV lamp

### AIR QUALITY INDICATOR


- Blue (pm 2,5= 0 ~ 50) - **Excellent**
- Green (pm 2,5= 50 ~ 100) - **Good**
- Purple (pm 2,5= 100 ~ 150) - **Normal**
- Red (pm 2,5= 150 ~ ) - **Poor**

### IDEAL FOR

- Offices
- Bedrooms
- Kitchen/Living room
- Boutiques
- Medical practices
- Beauty centres
- Small commercial establishments



### Datasheet

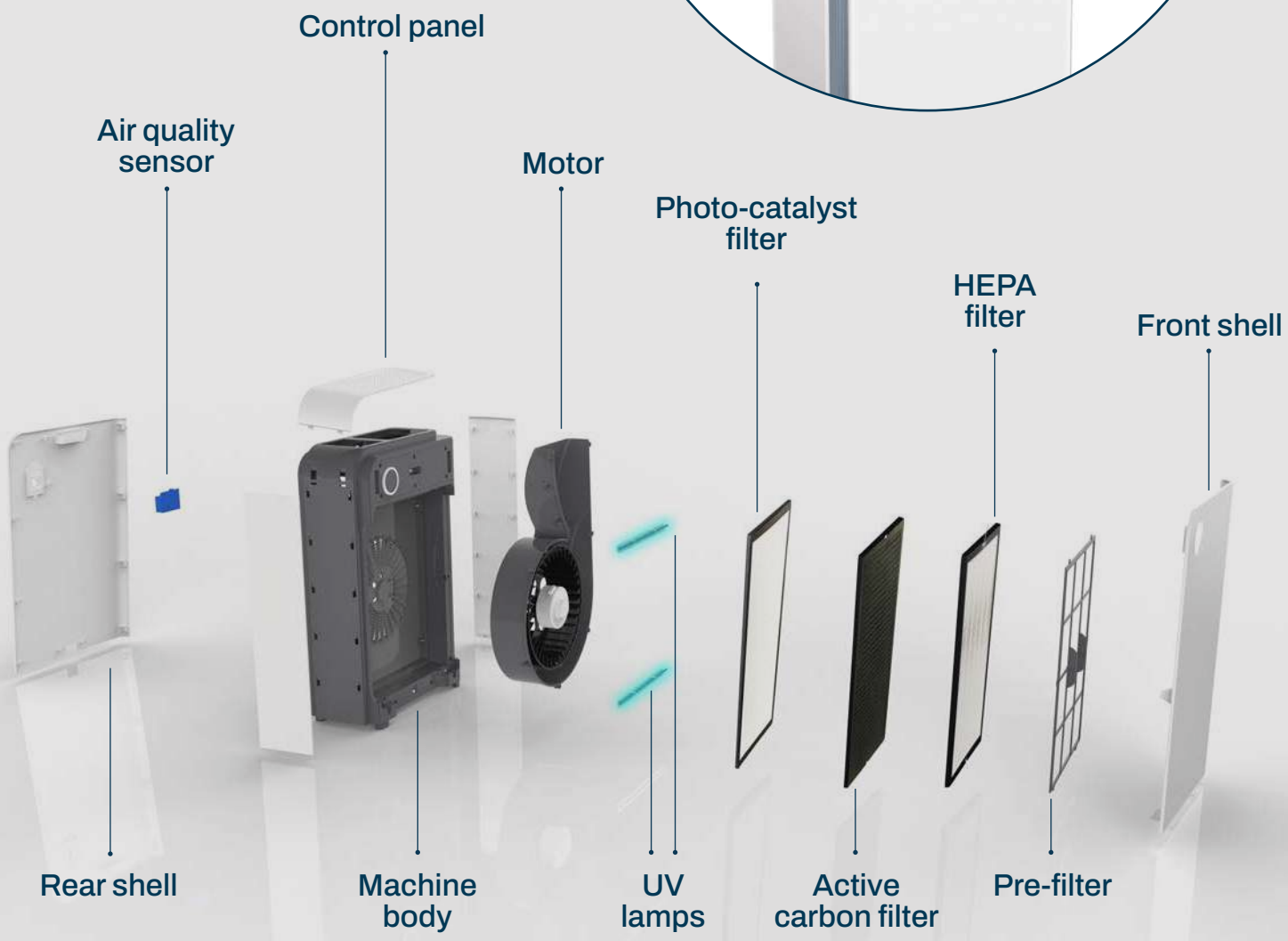
| CODE      | DESCRIPTION  | U.M. | <br>Pieces per box |
|-----------|--|------|---|
| SCC600115 | AIR PURIFIER FOR ENVIRONMENTS WITH UV LAMPS, HEPA FILTER<br>AIR CLEAN UV 14 M <sup>2</sup> | PCS  | 1   |





# AIR CLEAN UV 14 m<sup>2</sup>

Purify every single room thanks to the Photocatalyst filter, the HEPA filter, the active carbon filter and the UV lamps



# AIR CLEAN UV 60 M<sup>2</sup>

## AIR PURIFIER FOR ENVIRONMENTS WITH UV LAMPS

### TECHNICAL SPECIFICATIONS

- Clean air emission rate (CADR) 310 m<sup>3</sup>/h
- 6-stage filtration:
  1. Prefiltro
  2. HEPA filter
  3. Activated carbon filter
  4. Photoinitiator filter
  5. UV lamp
  6. Negative ion function
- Area of use 60 m<sup>2</sup>
- Voltage 220 V, 50 Hz

## PURIFICATEUR D'AIR POUR ENVIRONNEMENTS AVEC LAMPES UV

### CARACTÉRISTIQUES TECHNIQUES

- Débit d'émission dans l'air pur (CADR) 310 m<sup>3</sup>/h
- Filtration en 6 étapes :
  1. Prefiltro
  2. Filtre HEPA
  3. Filtre à charbons actifs
  4. Filtre photocatalyseur
  5. Lampe UV
  6. Fonction ions négatifs
- Surface d'utilisation 60 m<sup>2</sup>
- Tension 220 V, 50 Hz





## RAUMLUFTREINIGER MIT UV-LAMPEN

### TECHNISCHE EIGENSCHAFTEN

- Emissionsrate für saubere Luft (CADR) 310 m<sup>3</sup>/h
- 6-stufige Filtration:
  1. Prefiltro
  2. HEPA-Filter
  3. Aktivkohlefilter
  4. Fotokatalysatorfilter
  5. UV-Lampe
  6. Negative Ionenfunktion
- Nutzfläche 60 m<sup>2</sup>
- Spannung 220 V, 50 Hz



### AIR QUALITY INDICATOR

-  Blue (pm 2,5= 0 ~ 50) - **Excellent**
-  Green (pm 2,5= 50 ~ 100) - **Good**
-  Purple (pm 2,5= 100 ~ 150) - **Normal**
-  Red (pm 2,5= 150 ~ ) - **Poor**

### IDEAL FOR

- Offices
- Bedrooms
- Kitchen/Living room
- Boutiques
- Medical practices
- Beauty centres
- Small commercial establishments

### CONTAINS

- HEPA filter
- Prefilter
- Active carbon filter
- Photocatalyst filter
- UV lamp



Setting of UV function and negative ions function



Air quality indication



Fan speed




Setting timer



Night and automatic mode



Switching ON/OFF

| CODE      | DESCRIPTION  | U.M. |  Pieces per box |
|-----------|--|------|--|
| SCC600116 | AIR PURIFIER FOR ENVIRONMENTS WITH UV LAMPS - AIR CLEAN UV 60 M <sup>2</sup> | PCS  | 1  |

Datasheet

